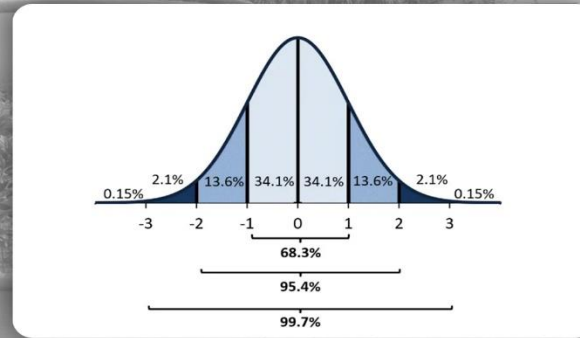
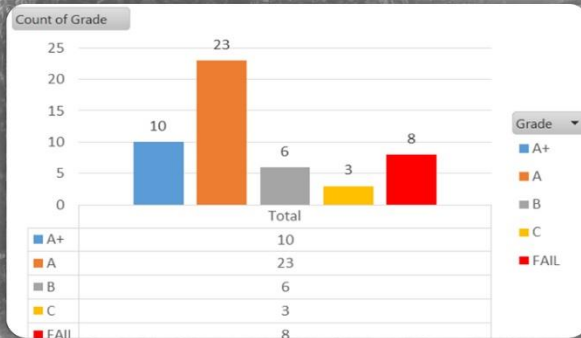


EXAM RESULTS'

STATISTICAL ANALYSIS

UG 2019 ADMISSION

SEMESTER -1



Score

Mean

$$Z = \frac{x - \mu}{\sigma}$$

SD

Table of Contents

Introduction	3
Semester 1 Pass Percentage	7
1. B.A. Economics	9
2. B.A. ENGLISH	18
3. B.A. English History	25
4. B.A. Functional English	33
5. B.A. Malayalam	41
6. B.B.A	49
7. B.C.A	57
8. B.Com. Finance Aided	64
9. B.Com. Finance SF A	73
10. B.Com. Finance SF B	81
11. B.Com. Finance SF C	88
12. B.Com. Professional	96
13. B.Sc. Chemistry	103
14. B.Sc. CS	109
15. B.Sc. CSHM	116
16. B.Sc. FT	123
17. B.Sc. Geology	128
18. B.Sc. Geology SF	135
19. B.Sc. Mathematics	140
20. B.Sc. Mathematics SF	147
21. B.Sc. Physics	153
22. B.Sc. Physics SF	161
23. B.Sc Psychology SF A	167

24. B.Sc. Psychology SF B	173
25. B.Sc. Zoology	179
26. BSW	186
27. B.VOC Food Technology	193
28. B.VOC Information Technology	198

Introduction

Examinations are meant to measure the students understanding of the subject. Lot of factors influence a student's performance in examinations. A statistical analysis on the examination results was conducted to gain insights on the performance of students. This attempt by Internal Quality assurance Cell of the College is to identify the courses which requires additional coaching.

There are two parts for this report

- Performance analysis of individual student:* Semester results and final CGPA are graded against the plus two marks. The relative progress indicates students' performance in the UG course comparison with his performance in plus two
- Comprehensive result analysis:* Detailed analysis of exam results which gives the performance of the class in each subject. This report will enable the Head of the Department/Programme Coordinator to make additional efforts to upgrade the results. Some courses are statistically selected. Suggestions are given to improve the exam results.

Glossary

Average (Mean)

The **Arithmetic Mean** is the average of the numbers: a calculated "central" value of a set of numbers.

To calculate it:

- add up all the numbers,
- then divide by how many numbers there are.

Median

The median is the middle number in a sorted, ascending or descending, list of numbers and can be more descriptive of that data set than the average.

The median is sometimes used as opposed to the mean when there are outliers in the sequence that might skew the average of the values.

Z-score

A **z-score** describes the position of a student's score in terms of its distance from the **mean (class average)** when measured in standard deviation units.

The **z-score** is positive if the **value** lies above the **mean**, and negative if it lies below the **mean**. A student with a positive z score means he/she is performing above average.

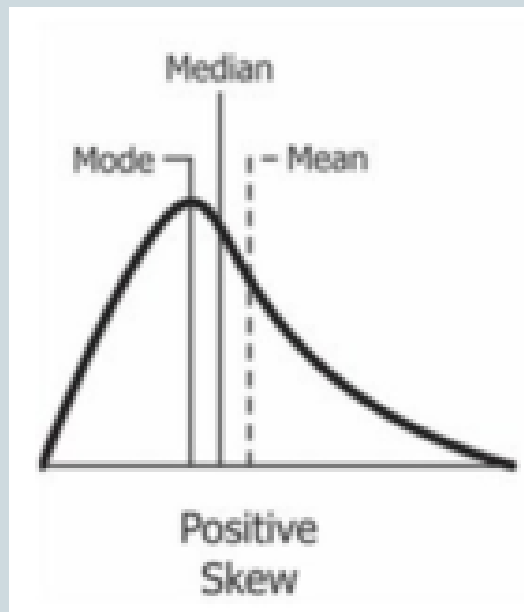
Skewness

Skewness refers to distortion or asymmetry in a symmetrical bell curve, or normal distribution, in a set of data. If the curve is shifted to the left or to the right, it is said to be skewed.

Skewness can be quantified as a representation of the extent to which a given distribution varies from a normal distribution.

Positive skewness

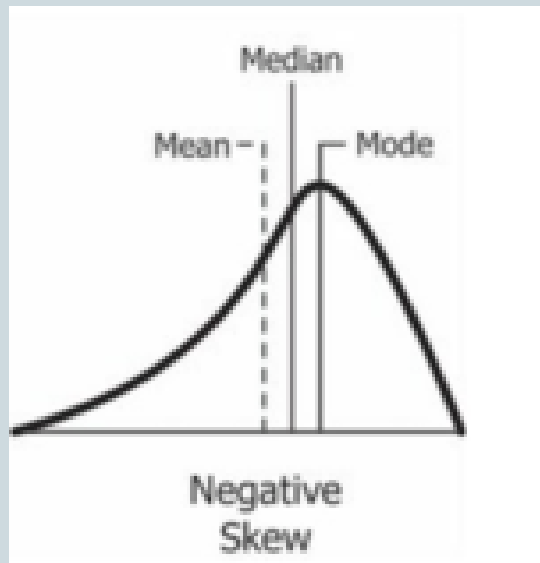
Mean (average) marks greater than median- more number of students are having less marks



Positive skew values are not good

Negative skewness

Mean (average) marks less than median- more number of students are having high marks



Negative skew values are good

Our targets

- Average marks greater than 70 with a negative skew
- Maximum marks above 85
- Standard deviation less than 18
- Pass percentage- above 80

Selection criteria

Papers were identified and selected to x, y, z categories based on the following table.

Selection criteria of courses					
Category	Fail %	skewness	Avg marks (%)	Std dev	Max marks (%)
z	>10	> + 0.5	<55	>18	<80
y	>10	> + 0.5	<55	>18	
x	>10	> + 0.5			

Suggested Remedial Measures

Category	Actions
z	syllabus modifications
	additional crash course towards the beginning of exam
	make compulsory - answering of previous question papers
	special coaching to weak learners
y	make compulsory - answering of previous question papers
	special coaching to weak learners
x	special coaching to weak learners

Further suggestions and findings

- A relative grading may be implemented before finalising the internal marks.
- Students who fail in the initial semesters are tend to lose their confidence. Hence more attention and care are required in the first two semesters.
- A pre admission counselling session will be beneficial for the students to select their degree programmes. Many students come to realisation about the complimentary subjects only after the beginning of classes.

Semester 1 Pass Percentage

Course	Pass Percentage	Total fail	Total Students
B A ECO	83.05	10	59
B A ENG	79.55	9	44
B A ENG HIS	53.85	24	52
B A FUNC ENG	80.00	10	50
B A MAL	49.02	26	51
BBA	71.19	17	59
BCA	89.74	4	39
BCOM Aided	96.97	2	66
BCOM A	98.33	1	60
BCOM B	91.38	5	58
BCOM C	94.83	3	58
BCOM PRO	84.21	6	38
BSC CHE	83.72	7	43
BSC CS	51.43	17	35
BSC CSHM	66.67	13	39
BSC FT	79.17	5	24
BSC GEO	82.35	6	34
BSC GEO SF	91.67	2	24
BSC MATHS	90.24	4	41
BSC MATHS SF	95.45	1	22
BSC PHY	79.59	10	49
BSC PHY SF	77.27	5	22
BSC PSY SF A	92.11	3	38
BSC PSY SF B	86.96	3	23
BSC ZOO	86.84	5	38

BSW	48.84	22	43
BVOC FT	96.77	1	31
BVOC IT	85.29	5	34

10A/C

1. B.A. Economics

Part 1: Individual Student Result

Pass percentage: 83.05%

BA ECONOMICS												
REG NO	NAME	PLUS TWO	CC19UENG1A01	CC19UENG1A02	Second Language	CC19UECO1B01	CC19UHS1C01	TOTAL	RANK FIRST SEM	RANK PLUS TWO	RELATIVE PROGRESS	SIGNATURE
CCATAECR04	DITHI C N	69.60	54	68	85	85	70	362	8	47	39	
CCATAECR31	EDWIN PETER	53.58	57	54	62	49	56	278	29	58	29	
CCATAECR44	REMY SHIJU	69.80	50	66	78	62	64	320	18	46	28	
CCATAECR40	NAVYA VARGHESE	83.75	59	62	68	79	74	342	14	35	21	
CCATAECR53	TUNAMOL ROY	89.33	45	52	85	86	80	348	10	26	16	
CCATAECR07	LAKSHMI RAMACHANDRAN	88.83	57	56	75	76	71	335	16	28	12	
CCATAECR06	JOMOL JOHN	87.92	46	54	70	73	74	317	19	30	11	
CCATAECR27	DAVIS J ALAPPAT	92.60	63	66	72	88	81	370	4	14	10	
CCATAECR37	KIRAN ROY	92.00	58	61	84	90	74	367	6	16	10	
CCATAECR54	AKSHARA T D	87.25	41	54	78	73	69	315	21	31	10	

CCATAECR02	ANNIE JOSEPH	94.00	69	65	94	88	81	397	2	9	7	
CCATAECR03	DAVID P.W	68.92	49	41	39	38	50	217	43	49	6	
CCATAECR10	SNEHAL K H	74.83	49	56	59	47	45	256	36	42	6	
CCATAECR38	MARIYA C.B	62.17	35	35	27	52	50	199	47	52	5	
CCATAECR43	PARVATHI VIJAYAN	94.20	67	70	74	84	85	380	3	8	5	
CCATAECR45	SANDRA E S	89.17	38	58	91	60	67	314	22	27	5	
CCATAECR56	HRIDYA HARIDAS	85.83	43	59	54	70	66	292	27	32	5	
CCATAECR08	PAWNA PRADEEPKUMAR	92.80	59	59	90	78	79	365	7	11	4	
CCATAECR14	ADHARSH.K. A	63.92	66	45	27	20	39	197	48	51	3	
CCATAECR01	AFEELA MOHAMMED	89.92	45	57	88	68	59	317	19	22	3	
CCATAECR35	JIYA JOY	91.17	49	57	80	76	76	338	15	18	3	
CCATAECR22	APARNA RAMAKRISHNAN	94.58	63	65	81	84	77	370	4	7	3	
CCATAECR36	JUNAID N J	58.67	38	29	-	19	25	111	54	56	2	
CCATAECR12	ABHIJITH A K	77.67	42	53	68	40	52	255	37	39	2	
CCATAECR11	YAHYA BABU	84.67	54	48	52	52	65	271	32	34	2	
CCATAECR34	JINESH V S	73.92	31	36	52	41	59	219	42	43	1	
CCATAECR05	JESINA JOY	76.08	40	45	46	52	48	231	40	41	1	

CCATAECR4 6	SANGEETH K S	51.4 2	-	-	-	-	-	0	58	59	1	
CCATAECR5 5	ATHIRA JAYAKUMAR	98.1 7	67	71	96	91	86	411	1	2	1	
CCATAECR1 8	AMAL MOHAMMED U B	54.6 0	18	16	12	9	21	76	57	57	0	
CCATAECR0 9	SANJAY T.P	62.0 8	34	33	22	20	39	148	53	53	0	
CCATAECR2 4	ASWATHY K C	71.0 0	38	34	64	35	40	211	44	44	0	
CCATAECR4 1	OASIS S	60.2 5	28	18	39	8	16	109	55	55	0	
CCATAECR2 5	ATHIRA P. S	77.7 5	41	41	64	46	57	249	38	38	0	
CCATAECR2 3	ARYA V S	69.1 7	31	33	45	39	44	192	49	48	-1	
CCATAECR3 3	INDULEKHA K S	88.6 7	37	56	73	52	55	273	30	29	-1	
CCATAECR2 0	ANJALI J DEV	92.5 0	49	65	68	83	70	335	16	15	-1	
CCATAECR4 9	SILPA IDIKULA	89.6 7	43	45	89	58	63	298	24	23	-1	
CCATAECR5 2	SREEPRIYA. P. S	77.4 2	29	43	74	35	45	226	41	40	-1	
CCATAECR1 5	ADITHYAN S	62.0 8	-	-	-	-	-	0	58	53	-5	
CCATAECR1 3	ABHISHEK K U	70.0 0	27	14	67	35	44	187	50	45	-5	
CCATAECR4 8	SAYOOJ M S	66.5 0	34	18	18	6	15	91	56	50	-6	
CCATAECR5 8	NEELIMA K A	95.0 0	53	65	76	77	77	348	10	4	-6	
CCATAECR1 7	ALFIN MAJO	79.5 0	46	41	28	30	65	210	45	37	-8	

CCATAECR3 0	DONALD ANTO	98.7 5	63	58	77	82	76	356	9	1	-8
CCATAECR5 7	LAKSHMI K .V	95.0 0	56	59	88	76	66	345	12	4	-8
CCATAECR2 8	DELVEENA C. J	90.6 7	47	54	68	68	47	284	28	19	-9
CCATAECR5 1	SNEHA JAYAPRAKASAN	89.4 2	48	58	63	46	44	259	34	25	-9
CCATAECR3 2	HRIDYA K BAIJU	97.0 0	58	57	74	86	69	344	13	3	-10
CCATAECR2 1	ANJALI.V.D	83.7 5	34	36	37	38	58	203	46	35	-11
CCATAECR1 9	ANIL MATHEW	89.6 7	56	42	35	68	57	258	35	23	-12
CCATAECR5 0	SIYA BABU	90.2 5	39	42	77	50	62	270	33	21	-12
CCATAECR1 6	AKSHAY DEV	92.8 0	64	50	68	54	58	294	25	11	-14
CCATAECR2 9	DON D. JOSEPH	93.0 0	50	51	64	70	59	294	25	10	-15
CCATAECR4 2	OLIVIYA GEORGE	94.9 2	42	50	83	68	69	312	23	6	-17
CCATAECR4 7	SARIN KAILAS V R	92.7 5	54	42	76	35	65	272	31	13	-18
CCATAECR3 9	NAVYA PRASAD	85.4 2	31	35	45	28	35	174	52	33	-19
CCATAECR5 9	SREELAKSHMI UNNIKRISHNAN	91.5 0	46	52	35	52	64	249	38	17	-21
CCATAECR2 6	BIBIN D B	90.5 8	45	18	14	63	38	178	51	20	-31

- Please get signature from students after mentioning their relative progress
- Result should be intimated to parents (For students with negative progress (less than -10))

Part 2: Comprehensive Result Analysis

Division	Average marks	median	skew	Maximum marks	Std deviation	O	A+	A	B+	B	C	P	F	Incomplete	Total fail	total	Avg internal marks
CC19UENG1A01 Credit : 3 IA Max - 15 ESE Max - 60	46.9	46	0.09	69	11.82	0	5	9	12	12	12	5	0	4	4	59	11.1
CC19UENG1A02 Credit : 3 IA Max - 15 ESE Max - 60	48.6	52	0.73	71	14.45	0	9	11	13	8	8	3	0	7	7	59	12.9
Second Language Credit : 4 IA Max - 20 ESE Max - 80	62.8	68	0.71	96	22.23	1	8	11	12	6	6	5	0	10	10	59	14.5
CC19UECO1B01 Credit : 5 IA Max - 20 ESE Max - 80	56.8	58	0.40	91	23.29	0	7	10	8	4	11	9	0	10	10	59	14.5
CC19UHS1C01 Credit : 4 IA Max - 20 ESE Max - 80	58.6	62	0.70	86	17.05	0	2	8	15	13	7	8	0	6	6	59	13.8

Part 3: Category-wise distribution

CATEGORY		
Z	Y	X
NIL	Second Language Credit : 4 IA Max - 20 ESE Max - 80	CC19UENG1A02 Credit : 3 IA Max - 15 ESE Max - 60
	CC19UECO1B01 Credit : 5 IA Max - 20 ESE Max - 80	

Part 4: Z-score

CLASS AVERAGE	46.9122807	48.56140351	62.82142857	56.80701754	58.59649123
SUBJECT	CC19UENG1A01 Credit : 3 IA Max - 15 ESE Max - 60	CC19UENG1A02 Credit : 3 IA Max - 15 ESE Max - 60	CC19UHIN1A07(1) Credit : 4 IA Max - 20 ESE Max - 80	CC19UECO1B01 Credit : 5 IA Max - 20 ESE Max - 80	CC19UHIS1C01 Credit : 4 IA Max - 20 ESE Max - 80
AFEELA MOHAMMED	-2	6	11	5	0
ANNIE JOSEPH	19	11	14	13	13
DAVID P.W	2	-5	-11	-8	-5
DITHI C N	6	13	10	12	7
JESINA JOY	-6	-2	-8	-2	-6
JOMOL JOHN	-1	4	3	7	9
LAKSHMI RAMACHANDRAN	9	5	5	8	7
PAWNA PRADEEPKUMAR	10	7	12	9	12
SANJAY T.P	-11	-11	-18	-16	-11
SNEHAL K H	2	5	-2	-4	-8
YAHYA BABU	6	0	-5	-2	4
ABHIJITH A K	-4	3	2	-7	-4
ABHISHEK K U	-18	-24	2	-9	-9
ADHARSH.K. A	16	-2	-16	-16	-11
ADITHYAN S	#VALUE!	#VALUE!	#VALUE!	#VALUE!	#VALUE!
AKSHAY DEV	14	1	2	-1	0
ALFIN MAJO	-1	-5	-16	-12	4
AMAL MOHAMMED U B	-24	-23	-23	-21	-22
ANIL MATHEW	8	-5	-13	5	-1
ANJALI J DEV	2	11	2	11	7
ANJALI.V.D	-11	-9	-12	-8	0

APARNA RAMAKRISHNAN	14	11	8	12	11
ARYA V S	-13	-11	-8	-8	-9
ASWATHY K C	-8	-10	1	-9	-11
ATHIRA P. S	-5	-5	1	-5	-1
BIBIN D B	-2	-21	-22	3	-12
DAVIS J ALAPPAT	14	12	4	13	13
DELVEENA C. J	0	4	2	5	-7
DON D. JOSEPH	3	2	1	6	0
DONALD ANTO	14	7	6	11	10
EDWIN PETER	9	4	0	-3	-2
HRIDYA K BAIJU	9	6	5	13	6
INDULEKHA K S	-8	5	5	-2	-2
JINESH V S	-13	-9	-5	-7	0
JIYA JOY	2	6	8	8	10
JUNAID N J	-8	-14	#VALUE!	-16	-20
KIRAN ROY	9	9	10	14	9
MARIYA C.B	-10	-9	-16	-2	-5
NAVYA PRASAD	-13	-9	-8	-12	-14
NAVYA VARGHESE	10	9	2	10	9
OASIS S	-16	-21	-11	-21	-25
OLIVIYA GEORGE	-4	1	9	5	6
PARVATHI VIJAYAN	17	15	5	12	15
REMY SHIJU	3	12	7	2	3
SANDRA E S	-8	7	13	1	5
SANGEETH K S	#VALUE!	#VALUE!	#VALUE!	#VALUE!	#VALUE!
SARIN KAILAS V R	6	-5	6	-9	4
SAYOOJ M S	-11	-21	-20	-22	-26
SILPA IDIKULA	-3	-2	12	1	3
SIYA BABU	-7	-5	6	-3	2
SNEHA JAYAPRAKASAN	1	7	0	-5	-9
SREEPRIYA. P. S	-15	-4	5	-9	-8
TUNAMOL ROY	-2	2	10	13	13

AKSHARA T D	-5	4	7	7	6
ATHIRA JAYAKUMAR	17	16	15	15	16
HRIDYA HARIDAS	-3	7	-4	6	4
LAKSHMI K .V	8	7	11	8	4
NEELIMA K A	5	11	6	9	11
SREELAKSHMI UNNIKISHNAN	-1	2	-13	-2	3

2. B.A. ENGLISH

Part 1: Individual Student Result

Pass percentage: 79.55%

BA ENG LITERATURE												
REG NO	NAME	PLUS TWO	CC19UENG1A 01	CC19UENG1A 02	Second Language	CC19UENG1B 01	CC19UJOU1C 01	TOTAL	RANK FIRST SEM	RANK PLUS TWO	RELATIVE PROGRESS	SIGNATURE
CCATAEGR34	MARIAM MAMPILLY	63.60	57	55	70	83	71	336	12	38	26	
CCATAEGR20	ANFIYA ABBAS	63.80	56	46	62	67	56	287	21	37	16	
CCATAEGR17	AISWARYA ROSE SAJIVAN	73.42	65	58	78	80	74	355	9	23	14	
CCATAEGR38	NAVAMI M S	72.60	60	53	81	68	71	333	13	26	13	
CCATAEGR13	SIDDHARTH R MENON	64.40	58	38	48	70	58	272	23	35	12	
CCATAEGR04	DEVIKA DEVAN	68.75	61	53	65	64	54	297	19	30	11	
CCATAEGR24	ASWIN TM	59.25	49	35	46	55	36	221	31	42	11	
CCATAEGR06	ROSE MARIYA KOTTAKKAL	72.60	56	52	64	77	70	319	16	26	10	
CCATAEGR10	KHADEEJA AZRIN	74.50	64	52	80	81	62	339	10	20	10	
CCATAEGR37	NANDIKA SURESH	80.40	75	67	90	85	88	405	1	10	9	
CCATAEGR09	HARINATH N J	78.20	68	58	84	80	80	370	5	13	8	
CCATAEGR03	ARJUN	79.50	73	59	94	82	80	388	3	11	8	
CCATAEGR12	SANGEETH P M	54.67	37	27	35	28	21	148	38	44	6	
CCATAEGR16	AISWARYA MUKUNDAN	74.20	58	60	67	74	66	325	15	21	6	
CCATAEGR41	POOJA A.R	77.25	58	68	84	57	70	337	11	17	6	

CCATAEGR14	ABIYA JOHNSON	72.25	47	39	76	65	45	272	23	28	5	
CCATAEGR40	P LAKSHMI VISWANATHAN	78.20	68	63	78	82	66	357	8	13	5	
CCATAEGR08	DHANALAKSHMI V	77.60	68	48	79	77	58	330	14	15	1	
CCATAEGR22	ANTONY MATHEW	67.58	51	31	49	35	35	201	32	32	0	
CCATAEGR33	KHADEEJA SANIYYA	90.33	61	64	83	89	92	389	2	2	0	
CCATAEGR42	SREERAM MURALI	54.92	41	11	25	23	13	113	43	43	0	
CCATAEGR01	ANTONY DAVID	73.25	55	41	51	67	56	270	26	25	-1	
CCATAEGR21	ANJANA K S	75.08	51	38	75	57	68	289	20	19	-1	
CCATAEGR26	DEVIKA BABURAJ	87.58	71	66	85	79	80	381	4	3	-1	
CCATAEGR27	DINOY. P. DOMINIC	62.83	32	19	22	26	19	118	41	40	-1	
CCATAEGR30	HARISH K B	63.08	42	27	36	25	10	140	40	39	-1	
CCATAEGR29	GAYATHRI A MENON	87.20	62	58	82	85	76	363	6	4	-2	
CCATAEGR11	PRATHEEKSHA SAJIKUMAR	66.17	41	29	37	29	29	165	36	33	-3	
CCATAEGR25	ATHIRA AJAYAN	73.42	54	40	67	61	48	270	26	23	-3	
CCATAEGR35	MEGHA MARIYAM MATHEW	59.50	-	-	53	30	-	83	44	41	-3	
CCATAEGR15	ADARSH PRASAD	69.58	52	30	38	44	35	199	33	29	-4	
CCATAEGR36	MOHAMMED SHAZIN HUSSAIN	64.75	41	17	21	41	26	146	39	34	-5	
CCATAEGR18	ANANDALAKSHMI	63.92	29	12	36	23	14	114	42	36	-6	
CCATAEGR05	RESHMA R NAIR	96.08	67	60	73	82	79	361	7	1	-6	
CCATAEGR32	JINU JOY MANJOORAN	68.40	50	27	21	25	35	158	37	31	-6	
CCATAEGR44	MALAVIKA E S	80.58	56	59	67	70	58	310	18	9	-9	
CCATAEGR39	NESNA P. N	84.92	53	64	74	57	71	319	16	6	-10	

CCATAEGR07	DEEPAK PRAMOD	75.42	54	34	64	56	47	255	29	18	-11	
CCATAEGR31	HARISHMA H	74.08	31	32	53	41	42	199	33	22	-11	
CCATAEGR23	ANUPAMA N	77.33	52	41	53	54	25	225	30	16	-14	
CCATAEGR02	ARATHY UNNI	83.42	52	39	52	68	61	272	23	7	-16	
CCATAEGR28	GAYATHREE KRISHNAN	79.13	49	41	64	56	55	265	28	12	-16	
CCATAEGR19	ANAXINA T L	86.00	56	48	39	76	55	274	22	5	-17	
CCATAEGR43	VISHNU C S	83.42	47	28	37	36	35	183	35	7	-28	

- Please get signature from students after mentioning their relative progress
- Result should be intimated to parents (For students with negative progress (less than -10))

Part 2: Comprehensive Result Analysis

Division	Average marks	median	skew	Maximum marks	Std deviation	O	A+	A	B+	B	C	P	F	Incomplete	Total fail	total	Avg internal marks
CC19UENG1A01 Credit : 3 IA Max - 15 ESE Max - 60	54.1	55	0.36	75	11.03	2	7	8	16	3	4	3	0	1	1	44	12.3
CC19UENG1A02 Credit : 3 IA Max - 15 ESE Max - 60	43.8	41	0.29	68	15.80	0	5	8	5	3	10	6	0	7	7	44	11.5
Second Language Credit : 4 IA Max - 20 ESE Max - 80	60.0	64	0.36	94	20.51	0	3	11	7	4	8	7	0	4	4	44	13.5
CC19UENG1B01 Credit : 5 IA Max - 20 ESE Max - 80	59.3	64.5	0.47	89	20.84	0	3	11	8	8	1	5	0	8	8	44	15.9
CC19UJOU1C01 Credit : 4 IA Max - 20 ESE Max - 80	53.3	56	0.33	92	21.83	0	2	5	9	9	4	6	0	9	9	44	11.3

Part 3: Category-wise distribution

CATEGORY		
Z	Y	X
NIL	CC19UENG1B01 Credit : 5 IA Max - 20 ESE Max - 80	NIL
	CC19UJOU1C01 Credit : 4 IA Max - 20 ESE Max - 80	

Part 4: Z-score

CLASS AVERAGE	54.13953488	43.8372093	59.95454545	59.31818182	53.25581395
SUBJECT	CC19UENG1A02 Credit : 3 IA Max - 15 ESE Max - 60	CC19UENG1A02	Second Language Credit : 4 IA Max - 20 ESE Max - 80	CC19UENG1B01 Credit : 5 IA Max - 20 ESE Max - 80	CC19UJOU1C01 Credit : 4 IA Max - 20 ESE Max - 80
ANTONY DAVID	1	4	2	7	5
ARATHY UNNI	-2	3	2	8	7
ARJUN	17	11	16	12	13
DEVIKA DEVAN	6	9	6	6	5
RESHMA R NAIR	12	12	9	12	13
ROSE MARIYA KOTTAKKAL	2	8	6	10	10
DEEPAK PRAMOD	0	1	6	4	2
DHANALAKSHMI V	13	7	11	10	6
HARINATH N J	13	11	12	11	13
KHADEEJA AZRIN	9	8	11	12	7
PRATHEEKSHA SAJIKUMAR	-12	-1	-2	-5	-3
SANGEETH P M	-16	-3	-3	-5	-6
SIDDHARTH R MENON	3	2	1	8	6
ABIYA JOHNSON	-6	3	10	7	2
ADARSH PRASAD	-2	-1	-2	0	-1
AISWARYA MUKUNDAN	3	12	7	9	9
AISWARYA ROSE SAJIVAN	10	11	10	11	11
ANANDALAKSHMI	-23	-9	-3	-7	-8
ANAXINA T L	2	7	-2	10	5
ANFIYA ABBAS	2	6	5	7	5
ANJANA K S	-3	2	10	4	9

ANTONY MATHEW	-3	-1	1	-3	-1
ANUPAMA N	-2	4	3	3	-5
ASWIN TM	-5	1	0	3	-1
ATHIRA AJAYAN	0	3	7	5	3
DEVIKA BABURAJ	15	14	13	11	13
DINOY. P. DOMINIC	-20	-6	-7	-6	-7
GAYATHREE KRISHNAN	-5	4	6	4	5
GAYATHRI A MENON	7	11	12	13	12
HARISH K B	-11	-2	-3	-6	-10
HARISHMA H	-21	0	3	-1	1
JINU JOY MANJOORAN	-4	-3	-7	-6	-1
KHADEEJA SANIYYA	6	13	12	14	17
MARIAM MAMPILLY	3	10	8	12	10
MEGHA MARIYAM MATHEW	#VALUE!	#VALUE!	3	-5	#VALUE!
MOHAMMED SHAZIN HUSSAIN	-12	-7	-7	-1	-4
NANDIKA SURESH	19	15	14	13	16
NAVAMI M S	5	9	11	8	10
NESNA P. N	-1	13	9	4	10
P LAKSHMI VISWANATHAN	13	13	10	12	9
POOJA A.R	3	15	12	4	10
SREERAM MURALI	-12	-9	-6	-7	-9
VISHNU C S	-6	-2	-2	-3	-1
MALAVIKA E S	2	11	7	8	6

3. B.A. English History

Part 1: Individual Student Result

Pass percentage: 53.85%

BA FUNCTIONAL ENGLISH												
REG NO	NAME	PLU S TW O	CC19UENG1A 01	CC19UENG1A 02	Second Languag e	CC19UFEN1B 01	CC19UFEN1C 01	TOTA L	RAN K FIRS T SEM	RAN K PLUS TWO	RELATIVE PROGRES S	SIGNATUR E
CCATAFER4 4	SONA ROSE.P.T	75.2 5	66	70	80	79	80	375	2	30	28	
CCATAFER3 0	JISLE MARIYA	67.0 0	62	56	63	64	77	322	12	39	27	
CCATAFER1 4	AISWARYA SURESH	61.2 0	50	42	40	81	59	272	24	47	23	
CCATAFER0 3	ATHIRA P.T	74.9 2	48	55	82	65	62	312	14	31	17	
CCATAFER2 9	JESON SUNSI CHEENAN	62.4 0	60	50	23	67	56	256	28	45	17	
CCATAFER3 6	MITHRA M S	84.8 0	63	61	77	85	75	361	6	22	16	
CCATAFER0 9	NIVEDVAS A	62.5 0	47	48	59	50	48	252	29	44	15	
CCATAFER0 4	KRISHNACHANDRA N M	84.3 3	55	61	81	70	66	333	10	23	13	
CCATAFER2 2	DEEPANJALI M D	82.6 7	54	51	55	88	64	312	14	25	11	
CCATAFER0 2	ANSA ANTU	85.0 0	62	59	75	64	71	331	11	21	10	

CCATAFER4 9	SREELAKSHMI N R	74.4 0	58	57	39	67	65	286	22	32	10
CCATAFER2 0	ANGEL ROSE M.V.	85.6 7	57	61	64	85	67	334	9	18	9
CCATAFER1 3	AISWARYA BABURAJ	68.5 8	40	47	45	51	46	229	32	38	6
CCATAFER1 2	VIDHUN RAJ.R	51.2 0	27	21	16	15	35	114	45	50	5
CCATAFER1 7	AMAL KRISHNA K MENON	65.4 2	37	32	62	41	45	217	36	40	4
CCATAFER1 8	ANANDHUKRISHN AN T V	61.3 3	34	32	35	27	27	155	42	46	4
CCATAFER3 1	KALLYANI K B	90.4 0	68	66	79	88	94	395	1	5	4
CCATAFER3 7	NABEEL SAHI M P	55.6 7	27	15	26	13	19	100	46	49	3
CCATAFER2 4	DONA JOHNY	77.4 2	57	44	46	64	54	265	25	27	2
CCATAFER4 3	SONA JOY	90.4 0	65	65	83	82	78	373	3	5	2
CCATAFER3 3	LAKSHMI T S	70.9 2	49	38	56	46	37	226	33	34	1
CCATAFER4 0	NEHA THOMAS	70.8 3	43	44	55	38	42	222	34	35	1
CCATAFER2 3	DEVIKA E	86.3 3	45	58	76	70	55	304	17	17	0
CCATAFER0 6	MALAVIKA S.	91.0 8	65	54	88	85	74	366	4	3	-1
CCATAFER1 5	AKHIL C D	87.1 7	48	55	71	70	72	316	13	12	-1
CCATAFER2 6	GOKUL RAVEENDRAN	70.7 5	46	43	38	39	46	212	37	36	-1
CCATAFER3 8	NANDITHA K S	90.0 0	62	57	71	80	73	343	8	7	-1

CCATAFER4 2	RICHARD ROY	57.6 7	37	17	6	16	13	89	49	48	-1
CCATAFER2 1	ANJANA.M.P	90.6 7	55	67	74	84	64	344	7	4	-3
CCATAFER5 0	VINAY T S	64.1 7	35	30	29	23	18	135	44	41	-3
CCATAFER1 0	P M ASHA LAKSHMI	97.4 2	64	58	83	79	80	364	5	1	-4
CCATAFER1 9	ANANDU SURESH	62.8 3	28	3	13	28	27	99	47	43	-4
CCATAFER3 9	NAURIN KAREEM	86.8 0	59	55	52	66	61	293	19	14	-5
CCATAFER0 5	KRISHNANJANA P	87.0 0	48	62	72	42	69	293	19	13	-6
CCATAFER2 7	GOPIKA RAVI	73.5 0	27	42	47	35	43	194	39	33	-6
CCATAFER1 6	ALEENA T J	85.1 7	58	43	68	46	47	262	26	19	-7
CCATAFER1 1	TANISH THOMSON	88.2 5	54	55	77	52	56	294	18	10	-8
CCATAFER4 1	NIRMAL K	62.9 2	18	7	13	12	12	62	50	42	-8
CCATAFER4 6	AISWARYA K M	89.8 3	51	65	66	73	50	305	16	8	-8
CCATAFER4 8	GAYATHRI P	85.1 7	52	48	62	49	49	260	27	19	-8
CCATAFER2 8	GOURI PARVATHY M S	77.0 0	39	50	42	28	35	194	39	29	-10
CCATAFER0 8	MOHAMMED ADIL K	69.8 3	28	27	15	26	-	96	48	37	-11
CCATAFER0 1	AMJAD IQBAL KAKKASSERY	78.1 7	46	35	39	60	25	205	38	26	-12
CCATAFER3 5	MIDHUMOL T MELETH	87.4 2	49	48	43	67	76	283	23	11	-12
CCATAFER3 2	KRIPA SOJAN	86.6 7	44	60	55	44	46	249	30	15	-15

CCATAFER3 4	MERIN THOMAS	77.3 3	41	27	37	18	27	150	43	28	-15
CCATAFER0 7	MEERA R MENON	84.3 3	46	35	43	35	20	179	41	23	-18
CCATAFER2 5	GAYATHRI VISWANATH	86.4 2	55	38	23	54	51	221	35	16	-19
CCATAFER4 7	ALENT EDWIN.E	93.5 8	64	50	55	60	61	290	21	2	-19
CCATAFER4 5	SREERAG SATHEESH K	88.9 2	43	51	82	35	38	249	30	9	-21

- Please get signature from students after mentioning their relative progress
- Result should be intimated to parents (For students with negative progress (less than -10))

Part 2: Comprehensive Result Analysis

Division	Average marks	median	skew	Maximum marks	Std deviation	O	A+	A	B+	B	C	P	F	Incomplete	Total fail	total	Avg internal marks
CC19UENG1A01 Credit : 3 IA Max - 15 ESE Max - 60	44.6	46	0.25	71	17.31	0	6	8	7	6	4	6	0	15	15	52	8.1
CC19UENG1A02 Credit : 3 IA Max - 15 ESE Max - 60	33.4	34	0.07	69	21.11	0	4	3	7	6	3	5	0	24	24	52	7.8
Second Language Credit : 4 IA Max - 20 ESE Max - 80	51.7	57	0.55	84	23.73	0	0	8	6	11	5	5	0	17	17	52	10.2
CC19UDCENG1B01 Credit : 5 IA Max - 20 ESE Max - 80	42.9	48	0.26	85	24.24	0	1	2	7	8	6	4	0	24	24	52	9.5
CC19UDCHIS1B01 Credit : 5 IA Max - 20 ESE Max - 80	39.8	44.5	0.12	79	22.34	0	0	2	5	6	9	6	0	24	24	52	9.5

Part 3: Category-wise distribution

	CATEGORY	
Z	Y	X
CC19UENG1A02 Credit : 3 IA Max - 15 ESE Max - 60	NIL	NIL
CC19UDCENG1B01 Credit : 5 IA Max - 20 ESE Max - 80		
CC19UDCHIS1B01 Credit : 5 IA Max - 20 ESE Max - 80		

Part 4: Z-score

CLASS AVERAGE	48.7	46.51020408	53.62	54.12	52.14285714
SUBJECT	CC19UENG1A02 Credit : 3 IA Max - 15 ESE Max - 60	CC19UENG1A02	Second Language Credit : 4 IA Max - 20 ESE Max - 80	CC19UFEN1B01 Credit : 5 IA Max - 20 ESE Max - 80	CC19UFEN1C01 Credit : 4 IA Max - 20 ESE Max - 80
AMJAD IQBAL KAKKASSERY	-2	#VALUE!	-7	3	-14
ANSA ANTU	11	8	10	4	9
ATHIRA P.T	-1	5	13	5	5
KRISHNACHANDRAN M	5	9	12	7	7
KRISHNANJANA P	-1	10	8	-5	8
MALAVIKA S.	13	5	15	14	11
MEERA R MENON	-2	-7	-5	-8	-16
MOHAMMED ADIL K	-17	-13	-17	-12	#VALUE!
NIVEDVAS A	-1	1	2	-2	-2
P M ASHA LAKSHMI	12	7	13	11	14
TANISH THOMSON	4	5	10	-1	2
VIDHUN RAJ.R	-18	-16	-17	-17	-9
AISWARYA BABURAJ	-7	0	-4	-1	-3
AISWARYA SURESH	1	-3	-6	12	3
AKHIL C D	-1	5	8	7	10
ALEENA T J	8	-2	6	-4	-3
AMAL KRISHNA K MENON	-9	-9	4	-6	-4
ANANDHUKRISHNAN T V	-12	-9	-8	-12	-13
ANANDU SURESH	-17	-27	-18	-11	-13

ANGEL ROSE M.V.	7	9	5	14	7
ANJANA.M.P	5	13	9	13	6
DEEPANJALI M D	4	3	1	15	6
DEVIKA E	-3	7	10	7	1
DONA JOHNY	7	-2	-3	4	1
GAYATHRI VISWANATH	5	-5	-14	0	-1
GOKUL RAVEENDRAN	-2	-2	-7	-7	-3
GOPIKA RAVI	-18	-3	-3	-8	-5
GOURI PARVATHY M S	-8	2	-5	-11	-9
JESON SUNSI CHEENAN	9	2	-14	6	2
JISLE MARIYA	11	6	4	4	12
KALLYANI K B	16	12	11	15	21
KRIPA SOJAN	-4	9	1	-4	-3
LAKSHMI T S	0	-5	1	-4	-8
MERIN THOMAS	-6	-12	-7	-16	-13
MIDHUMOL T MELETH	0	1	-5	6	12
MITHRA M S	12	9	10	14	11
NABEEL SAHI M P	-18	-20	-12	-18	-17
NANDITHA K S	11	7	8	11	10
NAURIN KAREEM	8	5	-1	5	4
NEHA THOMAS	-5	-2	1	-7	-5
NIRMAL K	-25	-25	-18	-18	-20
RICHARD ROY	-9	-19	-21	-17	-20
SONA JOY	13	12	13	12	13
SONA ROSE.P.T	14	15	12	11	14
SREERAG SATHEESH K	-5	3	13	-8	-7
AISWARYA K M	2	12	6	8	-1
ALENT EDWIN.E	12	2	1	3	4
GAYATHRI P	3	1	4	-2	-2
SREELAKSHMI N R	8	7	-7	6	6
VINAY T S	-11	-10	-11	-14	-17

4. B.A. Functional English

Part 1: Individual Student Result

Pass percentage: 80%

BA FUNCTIONAL ENGLISH												
REG NO	NAME	PLU S TWO	CC19UENG1A 01	CC19UENG1A 02	Second Languag e	CC19UFEN1B 01	CC19UFEN1C 01	TOTA L	RAN K FIRS T SEM	RAN K PLUS TWO	RELATIVE PROGRES S	SIGNATUR E
CCATAFER4 4	SONA ROSE.P.T	75.2 5	66	70	80	79	80	375	2	30	28	
CCATAFER3 0	JISLE MARIYA	67.0 0	62	56	63	64	77	322	12	39	27	
CCATAFER1 4	AISWARYA SURESH	61.2 0	50	42	40	81	59	272	24	47	23	
CCATAFER0 3	ATHIRA P.T	74.9 2	48	55	82	65	62	312	14	31	17	
CCATAFER2 9	JESON SUNSI CHEENAN	62.4 0	60	50	23	67	56	256	28	45	17	
CCATAFER3 6	MITHRA M S	84.8 0	63	61	77	85	75	361	6	22	16	
CCATAFER0 9	NIVEDVAS A	62.5 0	47	48	59	50	48	252	29	44	15	
CCATAFER0 4	KRISHNACHANDRA N M	84.3 3	55	61	81	70	66	333	10	23	13	
CCATAFER2 2	DEEPANJALI M D	82.6 7	54	51	55	88	64	312	14	25	11	
CCATAFER0 2	ANSA ANTU	85.0 0	62	59	75	64	71	331	11	21	10	

CCATAFER4 9	SREELAKSHMI N R	74.4 0	58	57	39	67	65	286	22	32	10
CCATAFER2 0	ANGEL ROSE M.V.	85.6 7	57	61	64	85	67	334	9	18	9
CCATAFER1 3	AISWARYA BABURAJ	68.5 8	40	47	45	51	46	229	32	38	6
CCATAFER1 2	VIDHUN RAJ.R	51.2 0	27	21	16	15	35	114	45	50	5
CCATAFER1 7	AMAL KRISHNA K MENON	65.4 2	37	32	62	41	45	217	36	40	4
CCATAFER1 8	ANANDHUKRISHN AN T V	61.3 3	34	32	35	27	27	155	42	46	4
CCATAFER3 1	KALLYANI K B	90.4 0	68	66	79	88	94	395	1	5	4
CCATAFER3 7	NABEEL SAHI M P	55.6 7	27	15	26	13	19	100	46	49	3
CCATAFER2 4	DONA JOHNY	77.4 2	57	44	46	64	54	265	25	27	2
CCATAFER4 3	SONA JOY	90.4 0	65	65	83	82	78	373	3	5	2
CCATAFER3 3	LAKSHMI T S	70.9 2	49	38	56	46	37	226	33	34	1
CCATAFER4 0	NEHA THOMAS	70.8 3	43	44	55	38	42	222	34	35	1
CCATAFER2 3	DEVIKA E	86.3 3	45	58	76	70	55	304	17	17	0
CCATAFER0 6	MALAVIKA S.	91.0 8	65	54	88	85	74	366	4	3	-1
CCATAFER1 5	AKHIL C D	87.1 7	48	55	71	70	72	316	13	12	-1
CCATAFER2 6	GOKUL RAVEENDRAN	70.7 5	46	43	38	39	46	212	37	36	-1
CCATAFER3 8	NANDITHA K S	90.0 0	62	57	71	80	73	343	8	7	-1

CCATAFER4 2	RICHARD ROY	57.6 7	37	17	6	16	13	89	49	48	-1
CCATAFER2 1	ANJANA.M.P	90.6 7	55	67	74	84	64	344	7	4	-3
CCATAFER5 0	VINAY T S	64.1 7	35	30	29	23	18	135	44	41	-3
CCATAFER1 0	P M ASHA LAKSHMI	97.4 2	64	58	83	79	80	364	5	1	-4
CCATAFER1 9	ANANDU SURESH	62.8 3	28	3	13	28	27	99	47	43	-4
CCATAFER3 9	NAURIN KAREEM	86.8 0	59	55	52	66	61	293	19	14	-5
CCATAFER0 5	KRISHNANJANA P	87.0 0	48	62	72	42	69	293	19	13	-6
CCATAFER2 7	GOPIKA RAVI	73.5 0	27	42	47	35	43	194	39	33	-6
CCATAFER1 6	ALEENA T J	85.1 7	58	43	68	46	47	262	26	19	-7
CCATAFER1 1	TANISH THOMSON	88.2 5	54	55	77	52	56	294	18	10	-8
CCATAFER4 1	NIRMAL K	62.9 2	18	7	13	12	12	62	50	42	-8
CCATAFER4 6	AISWARYA K M	89.8 3	51	65	66	73	50	305	16	8	-8
CCATAFER4 8	GAYATHRI P	85.1 7	52	48	62	49	49	260	27	19	-8
CCATAFER2 8	GOURI PARVATHY M S	77.0 0	39	50	42	28	35	194	39	29	-10
CCATAFER0 8	MOHAMMED ADIL K	69.8 3	28	27	15	26	-	96	48	37	-11
CCATAFER0 1	AMJAD IQBAL KAKKASSERY	78.1 7	46	35	39	60	25	205	38	26	-12
CCATAFER3 5	MIDHUMOL T MELETH	87.4 2	49	48	43	67	76	283	23	11	-12
CCATAFER3 2	KRIPA SOJAN	86.6 7	44	60	55	44	46	249	30	15	-15

CCATAFER3 4	MERIN THOMAS	77.3 3	41	27	37	18	27	150	43	28	-15
CCATAFER0 7	MEERA R MENON	84.3 3	46	35	43	35	20	179	41	23	-18
CCATAFER2 5	GAYATHRI VISWANATH	86.4 2	55	38	23	54	51	221	35	16	-19
CCATAFER4 7	ALENT EDWIN.E	93.5 8	64	50	55	60	61	290	21	2	-19
CCATAFER4 5	SREERAG SATHEESH K	88.9 2	43	51	82	35	38	249	30	9	-21

- Please get signature from students after mentioning their relative progress
- Result should be intimated to parents (For students with negative progress (less than -10))

Part 2: Comprehensive Result Analysis

Division	Average marks	median	skew	Maximum marks	Std deviation	O	A+	A	B+	B	C	P	F	Incomplete	Total fail	total	Avg internal marks
CC19UENG1A01 Credit : 3 IA Max - 15 ESE Max - 60	48.7	49	0.52	68	12.32	0	6	10	10	11	7	4	0	2	2	50	9.2
CC19UENG1A02 Credit : 3 IA Max - 15 ESE Max - 60	46.5	50	0.98	70	15.85	0	5	10	11	10	4	4	0	6	6	50	11.6
Second Language Credit : 4 IA Max - 20 ESE Max - 80	53.6	55	0.39	88	22.36	0	1	11	6	10	4	9	0	9	9	50	12.6
CC19UFEN1B01 Credit : 5 IA Max - 20 ESE Max - 80	54.1	57	0.24	88	22.81	0	5	6	9	5	7	8	0	10	10	50	14.1
CC19UFEN1C01 Credit : 4 IA Max - 20 ESE Max - 80	52.1	54	0.25	94	20.07	0	1	6	8	9	10	6	0	10	10	50	13.6

Part 3: Category-wise distribution

CATEGORY		
Z	Y	X
NIL	CC19UFEN1B01 Credit : 5 IA Max - 20 ESE Max - 80	CC19UENG1A02 Credit : 3 IA Max - 15 ESE Max - 60
	CC19UFEN1C01 Credit : 4 IA Max - 20 ESE Max - 80	

Part 4: Z-score

CLASS AVERAGE	48.7	46.51020408	53.62	54.12	52.14285714
SUBJECT	CC19UENG1A02 Credit : 3 IA Max - 15 ESE Max - 60	CC19UENG1A02	Second Language Credit : 4 IA Max - 20 ESE Max - 80	CC19UFEN1B01 Credit : 5 IA Max - 20 ESE Max - 80	CC19UFEN1C01 Credit : 4 IA Max - 20 ESE Max - 80
AMJAD IQBAL KAKKASSERY	-2	#VALUE!	-7	3	-14
ANSA ANTU	11	8	10	4	9
ATHIRA P.T	-1	5	13	5	5
KRISHNACHANDRAN M	5	9	12	7	7
KRISHNANJANA P	-1	10	8	-5	8
MALAVIKA S.	13	5	15	14	11
MEERA R MENON	-2	-7	-5	-8	-16
MOHAMMED ADIL K	-17	-13	-17	-12	#VALUE!
NIVEDVAS A	-1	1	2	-2	-2
P M ASHA LAKSHMI	12	7	13	11	14
TANISH THOMSON	4	5	10	-1	2
VIDHUN RAJ.R	-18	-16	-17	-17	-9
AISWARYA BABURAJ	-7	0	-4	-1	-3
AISWARYA SURESH	1	-3	-6	12	3
AKHIL C D	-1	5	8	7	10
ALEENA T J	8	-2	6	-4	-3
AMAL KRISHNA K MENON	-9	-9	4	-6	-4
ANANDHUKRISHNAN T V	-12	-9	-8	-12	-13
ANANDU SURESH	-17	-27	-18	-11	-13

ANGEL ROSE M.V.	7	9	5	14	7
ANJANA.M.P	5	13	9	13	6
DEEPANJALI M D	4	3	1	15	6
DEVIKA E	-3	7	10	7	1
DONA JOHNY	7	-2	-3	4	1
GAYATHRI VISWANATH	5	-5	-14	0	-1
GOKUL RAVEENDRAN	-2	-2	-7	-7	-3
GOPIKA RAVI	-18	-3	-3	-8	-5
GOURI PARVATHY M S	-8	2	-5	-11	-9
JESON SUNSI CHEENAN	9	2	-14	6	2
JISLE MARIYA	11	6	4	4	12
KALLYANI K B	16	12	11	15	21
KRIPA SOJAN	-4	9	1	-4	-3
LAKSHMI T S	0	-5	1	-4	-8
MERIN THOMAS	-6	-12	-7	-16	-13
MIDHUMOL T MELETH	0	1	-5	6	12
MITHRA M S	12	9	10	14	11
NABEEL SAHI M P	-18	-20	-12	-18	-17
NANDITHA K S	11	7	8	11	10
NAURIN KAREEM	8	5	-1	5	4
NEHA THOMAS	-5	-2	1	-7	-5
NIRMAL K	-25	-25	-18	-18	-20
RICHARD ROY	-9	-19	-21	-17	-20
SONA JOY	13	12	13	12	13
SONA ROSE.P.T	14	15	12	11	14
SREERAG SATHEESH K	-5	3	13	-8	-7
AISWARYA K M	2	12	6	8	-1
ALENT EDWIN.E	12	2	1	3	4
GAYATHRI P	3	1	4	-2	-2
SREELAKSHMI N R	8	7	-7	6	6
VINAY T S	-11	-10	-11	-14	-17

5. B.A. Malayalam

Part 1: Individual Student Result

Pass percentage: 49.02%

BA MALAYALAM												
REG NO	NAME	PLUS TWO	CC19UENG1 A01	CC19UENG1 A02	Second Language	CC19UMAL1 B01	CC19UMAL1 C01	TOTAL	RANK FIRST SEM	RANK PLUS TWO	RELATIVE PROGRESS	SIGNATURE
CCATAMAR37	REVATHI KANNAN	65.083333	59	58	95	71	72	355	2	25	23	
CCATAMAR06	ALFRED BOSE	54.166667	51	27	60	48	36	222	21	42	21	
CCATAMAR46	SRUTHY T V	64.833333	52	48	78	62	58	298	10	28	18	
CCATAMAR03	ABEENA A M	65.25	42	46	87	68	69	312	7	24	17	
CCATAMAR25	MOHAMMED SHAFWAN	46.666667	35	15	13	10	30	103	36	51	15	
CCATAMAR48	SURYA P S	50.416667	20	9	35	35	22	121	35	48	13	
CCATAMAR44	SREENANDINI K S	59.5	54	42	46	41	37	220	22	33	11	
CCATAMAR50	SWATHY SURESH	70.666667	63	53	72	50	65	303	8	17	9	
CCATAMAR10	APARNA P A	71.166667	45	42	80	67	66	300	9	16	7	
CCATAMAR08	ANJALY SOMAN	74.75	60	43	88	82	78	351	3	9	6	

CCATAMA R38	ROHITH THOMAS	62.5	34	35	50	36	44	199	24	30	6	
CCATAMA R21	KEERTHANA.V.S	56.25	35	11	50	22	42	160	32	37	5	
CCATAMA R07	ANEG M A	59.1666 67	27	12	56	35	36	166	30	34	4	
CCATAMA R27	NIJIL LAL V P	51.25	34	11	35	11	-	91	42	46	4	
CCATAMA R05	ALBIN WILSON	50.8333 33	27	6	16	15	16	80	44	47	3	
CCATAMA R15	ASWATHI E B	67.5	28	32	62	53	53	228	19	22	3	
CCATAMA R16	ASWIN P. S	68.5833 33	43	35	65	59	41	243	18	21	3	
CCATAMA R28	NIMISHA K S	76.1666 67	62	66	79	60	70	337	4	7	3	
CCATAMA R02	SALIH K A	49.9166 67	27	7	-	9	17	60	47	49	2	
CCATAMA R13	ARYA K B	73.5833 33	48	40	81	69	60	298	10	11	1	
CCATAMA R23	MISHAB SAYED M P	51.8333 33	22	4	18	12	25	81	43	44	1	
CCATAMA R09	ANZIL M M	64.9166 67	33	19	47	37	41	177	27	27	0	
CCATAMA R14	ASWANTH SANTHOSH	72	58	52	71	48	46	275	15	15	0	
CCATAMA R30	PAVITHRA V	95.0833 33	71	64	91	71	87	384	1	1	0	
CCATAMA R36	RAMEES SUHSAD. M .P	51.5	30	3	9	9	22	73	45	45	0	
CCATAMA R04	ABIN M.S.	72.3333 33	52	44	71	51	72	290	13	12	-1	
CCATAMA R34	RAHUL P.R	55.8333 33	30	3	12	20	27	92	41	40	-1	
CCATAMA R51	RASHID A	48.8333 33	-	-	-			0	51	50	-1	
CCATAMA R24	MOHAMED BASHEER. P. K	57.25	31	3	16	10	35	95	38	36	-2	

CCATAMA R35	RAHUL. K. R	57.75	38	7	21	13	19	98	37	35	-2	
CCATAMA R49	SURYAMOL BAIJU	77.5	63	58	85	58	51	315	6	4	-2	
CCATAMA R17	FATHIMATH SANAM M M	72.166667	59	50	59	49	53	270	16	13	-3	
CCATAMA R20	JOSE JOLLY N	65	37	34	44	18	37	170	29	26	-3	
CCATAMA R31	PRARTHANNA S	82.416667	59	53	76	55	76	319	5	2	-3	
CCATAMA R39	SAFAL T N	69.083333	33	36	48	39	47	203	23	20	-3	
CCATAMA R22	MEENAKSHI K. V.	72.166667	46	34	57	50	65	252	17	13	-4	
CCATAMA R32	PRATHIBHA P S	75.083333	43	44	78	56	70	291	12	8	-4	
CCATAMA R40	SALMAN FARIS	54.083333	30	-	14	-	16	60	47	43	-4	
CCATAMA R43	SHIJU P S	63.833333	29	5	38	35	39	146	33	29	-4	
CCATAMA R11	ARCHANA K M	70.583333	53	32	38	41	30	194	25	18	-7	
CCATAMA R33	PRINCE JOSE	59.583333	18	6	16	19	35	94	39	32	-7	
CCATAMA R12	ARUN K.P	67.25	30	13	55	37	28	163	31	23	-8	
CCATAMA R29	PAVIN A P	76.833333	44	37	81	51	71	284	14	6	-8	
CCATAMA R47	SUHAIL P	56	30	-	11	11	12	64	46	38	-8	
CCATAMA R01	JOSEPHIN MATHEW K A	69.75	44	27	29	35	36	171	28	19	-9	
CCATAMA R19	JESTEENA THERES VARGHESE	60.666667	10	9	29	22	23	93	40	31	-9	
CCATAMA R26	MUHAMMED ANWERSHA P.M	54.5	-	10	13	-	-	23	50	41	-9	
CCATAMA R18	JENIN YESUDAS	56	-	19	29	-	-	48	49	38	-11	

CCATAMA R41	SANDRA SAJAN	76.9166 67	44	27	56	52	46	225	20	5	-15	
CCATAMA R45	SRUTHY K.P	78.5	53	43	-	35	49	180	26	3	-23	
CCATAMA R42	SHEJIN PS	74.75	36	9	38	28	28	139	34	9	-25	

- Please get signature from students after mentioning their relative progress
- Result should be intimated to parents (For students with negative progress (less than -10))

Part 2: Comprehensive Result Analysis

Division	Average marks	median	skew	Maximum marks	Std deviation	O	A+	A	B+	B	C	P	F	Incomplete	Total Fail	total	Avg internal marks
CC19UENG1A01 Credit : 3 IA Max - 15 ESE Max - 60	41.1	40	0.13	71	13.86	0	1	8	6	9	7	11	0	9	9	51	9.6
CC19UENG1A02 Credit : 3 IA Max - 15 ESE Max - 60	28.8	32	0.17	66	19.04	0	2	2	4	8	7	2	0	26	26	51	8.4
Second Language Credit : 4 IA Max - 20 ESE Max - 80	50.0	50	0.03	95	26.09	1	4	7	4	7	5	6	0	17	17	51	13.2
CC19UMAL1B01 Credit : 5 IA Max - 20 ESE Max - 80	38.9	38	0.02	82	20.84	0	0	1	5	6	9	11	0	19	19	51	11.6
CC19UMAL1C01 Credit : 4 IA Max - 20 ESE Max - 80	43.7	41	0.17	87	20.48	0	1	2	9	2	7	12	0	18	18	51	12.8

Part 3: Category-wise distribution

	CATEGORY	
Z	Y	X
CC19UENG1A02 Credit : 3 IA Max - 15 ESE Max - 60	CC19UMAL1B01 Credit : 5 IA Max - 20 ESE Max - 80	NIL
CC19UMAL1C01 Credit : 4 IA Max - 20 ESE Max - 80		

Part 4: Z-score

CLASS AVERAGE	41.125	28.75	49.95833333	38.85416667	43.70833333
SUBJECT	CC19UENG1A01 Credit : 3 IA Max - 15 ESE Max - 60	CC19UENG1A02 Credit : 3 IA Max - 15 ESE Max - 60	Second Language Credit : 4 IA Max - 20 ESE Max - 80	CC19UMAL1B01 Credit : 5 IA Max - 20 ESE Max - 80	CC19UMAL1C01 Credit : 4 IA Max - 20 ESE Max - 80
JOSEPHIN MATHEW K A	2	-1	-8	-2	-4
SALIH K A	-11	-11	#VALUE!	-14	-13
ABEENA A M	1	9	14	14	12
ABIN M.S.	8	8	8	6	14
ALBIN WILSON	-10	-12	-13	-11	-14
ALFRED BOSE	7	-1	4	4	-4
ANEG M A	-11	-9	2	-2	-4
ANJALY SOMAN	14	7	15	21	17
ANZIL M M	-6	-5	-1	-1	-1
APARNA P A	3	7	12	14	11
ARCHANA K M	9	2	-5	1	-7
ARUN K.P	-8	-8	2	-1	-8
ARYA K B	5	6	12	14	8
ASWANTH SANTHOSH	12	12	8	4	1
ASWATHI E B	-9	2	5	7	5
ASWIN P. S	1	3	6	10	-1
FATHIMATH SANAM M M	13	11	3	5	5
JENIN YESUDAS	#VALUE!	-5	-8	#VALUE!	#VALUE!
JESTEENA THERES VARGHESE	-22	-10	-8	-8	-10
JOSE JOLLY N	-3	3	-2	-10	-3

KEERTHANA.V.S	-4	-9	0	-8	-1
MEENAKSHI K. V.	4	3	3	5	10
MISHAB SAYED M P	-11	-13	-12	-13	-9
MOHAMED BASHEER. P. K	-7	-14	-13	-14	-4
MOHAMMED SHAFWAN	-4	-7	-14	-14	-7
MUHAMMED ANWERSHA P.M	#VALUE!	-10	-14	#VALUE!	#VALUE!
NIJIL LAL V P	-5	-9	-6	-13	#VALUE!
NIMISHA K S	15	20	11	10	13
PAVIN A P	2	4	12	6	13
PAVITHRA V	22	19	16	15	21
PRARTHANNA S	13	13	10	8	16
PRATHIBHA P S	1	8	11	8	13
PRINCE JOSE	-17	-12	-13	-10	-4
RAHUL P.R	-8	-14	-15	-9	-8
RAHUL. K. R	-2	-11	-11	-12	-12
RAMEES SUHSAD. M .P	-8	-14	-16	-14	-11
REVATHI KANNAN	13	15	17	15	14
ROHITH THOMAS	-5	3	0	-1	0
SAFAL T N	-6	4	-1	0	2
SALMAN FARIS	-8	#VALUE!	-14	#VALUE!	-14
SANDRA SAJAN	2	-1	2	6	1
SHEJIN PS	-4	-10	-5	-5	-8
SHIJU P S	-9	-12	-5	-2	-2
SREENANDINI K S	9	7	-2	1	-3
SRUTHY K.P	9	7	#VALUE!	-2	3
SRUTHY T V	8	10	11	11	7
SUHAIL P	-8	#VALUE!	-15	-13	-15
SURYA P S	-15	-10	-6	-2	-11
SURYAMOL BAIJU	16	15	13	9	4
SWATHY SURESH	16	13	8	5	10
RASHID A	#VALUE!	#VALUE!	#VALUE!	-19	-21

6. B.B.A

Part 1: Individual Student Result

Pass percentage: 71.19%

BBA												
REG NO	NAME	PLUS TWO	CC19UENG1A01	CC19UENG1A02	Second Language	CC19UBBA1B01	CC19UBBA1C01	TOTAL	RANK FIRST SEM	RANK PLUS TWO	RELATIVE PROGRESS	SIGNATURE
CCATBBAR26	ABHIL JOHNSON	63.92	50	41	53	52	35	231	31	53	22	
CCATBBAR57	SHIKHA SANTHOSH	81.25	58	64	78	88	78	366	2	24	22	
CCATBBAR44	FAHAD V R	62.40	43	41	48	45	48	225	34	55	21	
CCATBBAR55	SHAHID.K	65.83	50	45	57	57	35	244	29	50	21	
CCATBBAR54	ROHAN VARGHESE	72.50	49	41	69	82	55	296	17	36	19	
CCATBBAR25	SWADESH LAURANTHIOS	59.75	47	35	44	55	35	216	39	57	18	
CCATBBAR33	ANANDU	69.83	54	40	57	75	21	247	28	43	15	
CCATBBAR08	SAHALA FIROZ	85.20	67	64	66	89	70	356	3	17	14	
CCATBBAR17	CHRISTO AVARACHAN	71.00	54	49	57	51	45	256	25	39	14	
CCATBBAR20	MARIYA SHAJAN	75.33	59	60	62	58	50	289	18	32	14	

CCATBBAR3 2	AMEENA MS	86.6 0	69	64	91	91	84	399	1	12	11	
CCATBBAR0 7	RISHABH MENON	81.4 0	61	54	47	82	62	306	13	23	10	
CCATBBAR2 8	ADARSH R MENON	84.3 3	59	55	72	74	52	312	12	19	7	
CCATBBAR4 6	GEORGE KOLLANNUR	70.0 0	51	21	60	56	36	224	35	42	7	
CCATBBAR4 1	DEEPIKA JAYADEEP V	81.7 5	63	55	63	66	50	297	16	22	6	
CCATBBAR4 9	MOHAMED SALIH PS	77.6 7	52	41	49	68	61	271	23	29	6	
CCATBBAR0 4	MOHAMMED IRFAN	57.6 0	52	44	46	-	13	155	54	58	4	
CCATBBAR0 9	ADHARSH MINNAN	86.1 7	65	60	70	74	46	315	10	14	4	
CCATBBAR2 7	ABHINAV T S	86.0 8	63	58	57	73	62	313	11	15	4	
CCATBBAR5 3	ROBIN K SAJI	62.4 2	33	11	53	23	49	169	52	54	2	
CCATBBAR0 6	NOEL.V.SHAJU	66.8 0	42	40	44	51	22	199	47	48	1	
CCATBBAR2 4	SONA JOHN	89.0 8	65	66	74	81	65	351	5	6	1	
CCATBBAR3 9	ASWIN P.S	51.9 2	30	20	47	27	15	139	58	59	1	
CCATBBAR4 3	DRUPADH C DEEPAK	68.7 5	46	32	41	62	28	209	44	45	1	
CCATBBAR1 2	ANKIT LAL.E	70.5 0	57	47	39	44	26	213	41	41	0	
CCATBBAR1 3	APSARA SATHISH	90.5 0	70	63	91	71	61	356	3	3	0	
CCATBBAR2 1	NAAHIL P S	83.4 0	62	56	56	51	57	282	20	20	0	

CCATBBAR2 3	RISHANA A K	65.8 3	43	31	35	52	24	185	50	50	0
CCATBBAR4 7	GILWIN JOSE	75.0 0	58	28	47	46	49	228	33	33	0
CCATBBAR1 1	ALEX DAISON	88.8 3	61	62	67	73	60	323	8	7	-1
CCATBBAR3 6	ANU .T .S	80.2 5	45	35	66	70	35	251	26	25	-1
CCATBBAR5 1	NISHNI N S	89.4 0	68	50	77	80	75	350	6	5	-1
CCATBBAR5 2	NIVED APPU	61.5 0	31	20	30	35	30	146	57	56	-1
CCATBBAR1 6	BOBY CHIRAMMAL	65.2 5	47	32	39	20	17	155	54	52	-2
CCATBBAR5 6	SHAMIR KHAIS	82.0 0	55	39	57	70	50	271	23	21	-2
CCATBBAR1 4	ARJUN SUBASH N K	71.0 0	57	36	42	42	35	212	42	39	-3
CCATBBAR2 9	ADHIL A Y	67.0 0	46	28	46	41	16	177	51	47	-4
CCATBBAR0 3	GAYATHRI K J	92.6 7	69	61	80	86	48	344	7	2	-5
CCATBBAR3 0	AKSHAYADEVI P S	71.9 2	46	35	40	40	50	211	43	38	-5
CCATBBAR0 2	ALTHAF RAHMAN. J	80.2 5	57	38	50	58	28	231	31	25	-6
CCATBBAR1 5	ATHIRA O V	86.3 3	54	42	69	63	58	286	19	13	-6
CCATBBAR3 1	ALEESHA JAISON	90.5 0	61	52	73	76	58	320	9	3	-6
CCATBBAR3 8	ASWIN K. S	74.3 3	48	29	42	59	37	215	40	34	-6
CCATBBAR4 0	DEEPAK MANOJ	88.6 7	59	50	60	76	58	303	15	8	-7

CCATBBAR05	NAVEEN KRISHNA K V	69.50	59	32	22	29	16	158	53	44	-9
CCATBBAR22	NEHA MADHU	79.00	54	52	46	46	23	221	37	28	-9
CCATBBAR34	ANASWARA .M.R	73.50	48	27	50	47	35	207	45	35	-10
CCATBBAR35	ANJANA .P .RAJESH	86.75	45	40	89	61	45	280	21	11	-10
CCATBBAR37	ASWATHI RADHAKRISHNA N	85.40	57	39	39	71	45	251	26	16	-10
CCATBBAR45	FEBIN SAJAN	66.42	55	11	17	30	-	113	59	49	-10
CCATBBAR59	SUJITH K S	68.17	33	22	45	35	13	148	56	46	-10
CCATBBAR48	JISHNAJ K H	72.00	35	22	55	35	48	195	48	37	-11
CCATBBAR58	SUDEV A.S	79.58	34	22	70	69	25	220	38	27	-11
CCATBBAR18	FARHATH V Y	93.33	63	63	61	67	51	305	14	1	-13
CCATBBAR19	JOEL K AJITH	87.33	60	61	60	48	47	276	22	9	-13
CCATBBAR01	AKASH MOHAN	77.60	53	39	26	60	22	200	46	30	-16
CCATBBAR42	DIXON POULOSE	77.06	51	32	77	-	33	193	49	31	-18
CCATBBAR50	MOHAMMED SAHAD	85.00	50	14	52	54	53	223	36	18	-18
CCATBBAR10	AIWAN ANTONY	87.25	47	44	51	67	35	244	29	10	-19

- Please get signature from students after mentioning their relative progress
- Result should be intimated to parents (For students with negative progress (less than -10))

Part 2: Comprehensive Result Analysis

Division	Average marks	median	skew	Maximum marks	Std deviation	O	A+	A	B+	B	C	P	F	Incomplete	Total fail	total	Avg internal marks
CC19UENG1A01 Credit : 3 IA Max - 15 ESE Max - 60	52.9	54	0.48	70	9.92	0	7	18	15	13	2	4	0	0	0	59	10.7
CC19UENG1A02 Credit : 3 IA Max - 15 ESE Max - 60	42.3	41	0.06	66	14.05	0	4	8	9	5	15	12	0	6	6	59	10.8
Second Language Credit : 4 IA Max - 20 ESE Max - 80	55.4	55	0.12	91	16.18	0	3	4	10	13	15	10	0	4	4	59	12.7
CC19UBBA1B01 Credit : 4 IA Max - 20 ESE Max - 80	58.8	59	0.23	91	17.79	0	4	7	13	10	11	7	0	7	7	59	12.7
CC19UBBA1C01 Credit : 4 IA Max - 20 ESE Max - 80	43.2	45.5	0.09	84	17.18	0	0	3	2	11	16	10	0	17	17	59	9.1

Part 3: Category-wise distribution

	CATEGORY	
Z	Y	X
NIL	CC19UBBA1C01 Credit : 4 IA Max - 20 ESE Max - 80	Second Language Credit : 4 IA Max - 20 ESE Max - 80

Part 4: Z-score

CLASS AVERAGE	52.88135593	42.28813559	55.44067797	58.80701754	43.24137931
SUBJECT	CC19UENG1A01 Credit : 3 IA Max - 15 ESE Max - 60	CC19UENG1A02 Credit : 3 IA Max - 15 ESE Max - 60	Second Language Credit : 4 IA Max - 20 ESE Max - 80	CC19UBBA1B01 Credit : 4 IA Max - 20 ESE Max - 80	CC19UBBA1C01 Credit : 4 IA Max - 20 ESE Max - 80
AKASH MOHAN	0	-2	-18	1	-12
ALTHAF RAHMAN. J	4	-3	-3	0	-9
GAYATHRI K J	16	13	15	15	9
MOHAMMED IRFAN	-1	1	-6	#VALUE!	-18
NAVEEN KRISHNA K V	6	-7	-21	-17	-16
NOEL.V.SHAJU	-11	-2	-7	-4	-12

RISHABH MENON	8	8	-5	13	11
SAHALA FIROZ	14	15	7	17	16
ADHARSH MINNAN	12	13	9	9	2
AIWAN ANTONY	-6	1	-3	5	-5
ALEX DAISON	8	14	7	8	10
ANKIT LAL.E	4	3	-10	-8	-10
APSARA SATHISH	17	15	22	7	10
ARJUN SUBASH N K	4	-4	-8	-9	-5
ATHIRA O V	1	0	8	2	9
BOBY CHIRAMMAL	-6	-7	-10	-22	-15
CHRISTO AVARACHAN	1	5	1	-4	1
FARHATH V Y	10	15	3	5	5
JOEL K AJITH	7	13	3	-6	2
MARIYA SHAJAN	6	13	4	0	4
NAAHIL P S	9	10	0	-4	8
NEHA MADHU	1	7	-6	-7	-12
RISHANA A K	-10	-8	-13	-4	-11
SONA JOHN	12	17	11	12	13
SWADESH LAURANTHIOS	-6	-5	-7	-2	-5
ABHIL JOHNSON	-3	-1	-2	-4	-5
ABHINAV T S	10	11	1	8	11
ADARSH R MENON	6	9	10	9	5
ADHIL A Y	-7	-10	-6	-10	-16
AKSHAYADEVI P S	-7	-5	-10	-11	4
ALEESHA JAISON	8	7	11	10	9
AMEENA MS	16	15	22	18	24
ANANDU	1	-2	1	9	-7
ANASWARA .M.R	-5	-11	-3	-7	-5
ANJANA .P .RAJESH	-8	-2	21	1	1
ANU .T .S	-8	-5	7	6	-5
ASWATHI RADHAKRISHNAN	4	-2	-10	7	1
ASWIN K. S	-5	-9	-8	0	-4

ASWIN P.S	-23	-16	-5	-18	-16
DEEPAK MANOJ	6	5	3	10	9
DEEPIKA JAYADEEP V	10	9	5	4	4
DIXON POULOSE	-2	-7	13	#VALUE!	-6
DRUPADH C DEEPAK	-7	-7	-9	2	-4
FAHAD V R	-10	-1	-5	-8	3
FEBIN SAJAN	2	-22	-24	-16	#VALUE!
GEORGE KOLLANNUR	-2	-10	3	-2	-4
GILWIN JOSE	5	-10	-5	-7	3
JISHNAJ K H	-18	-9	0	-13	3
MOHAMED SALIH PS	-1	-1	-4	5	10
MOHAMMED SAHAD	-3	-7	-2	-3	6
NISHNI N S	15	5	13	12	18
NIVED APPU	-22	-16	-16	-13	-8
ROBIN K SAJI	-20	-22	-2	-20	3
ROHAN VARGHESE	-4	-1	8	13	7
SHAHID.K	-3	2	1	-1	-5
SHAMIR KHAIS	2	-2	1	6	4
SHIKHA SANTHOSH	5	15	14	16	20
SUDEV A.S	-19	-12	9	6	-11
SUJITH K S	-20	-12	-6	-13	-18

7. B.C.A

Part 1: Individual Student Result

Pass percentage: 89.74%

BCA													
REG NO	NAME	PLU S TWO	CC19UENG1 A01	CC19UENG1 A02	Second Langua ge	CC19UBCA1 B01	CC19UBCA1 C01	CC19UBCA1 C02	TOT AL	RAN K FIR S T SEM	RAN K PLU S TWO	RELATIV E PROGRE SS	SIGNATU RE
CCATBCA0 02	AKHIL SAJAN	69.2 0	58	47	59	65	72	49	350	10	35	25	
CCATBCA0 01	ADITYAVISH NU SIDHARTHA N PATTAT	69.6 0	60	45	45	44	60	49	303	21	33	12	
CCATBCA0 24	ADITHYAN P S	67.2 0	52	35	39	56	71	40	293	24	36	12	
CCATBCA0 05	JESNA K ANOJ	78.5 8	63	52	66	61	51	49	342	13	24	11	
CCATBCA0 15	HRIDHYA ASHOKAN	84.5 8	55	64	74	71	70	59	393	3	12	9	
CCATBCA0 17	MARIYA BABU	81.2 5	58	58	73	54	52	54	349	11	19	8	
CCATBCA0 33	MOHAMED ROSHAN K	79.4 0	61	49	58	57	70	47	342	13	21	8	
CCATBCA0 16	JEEVA VARGHESE	71.2 5	43	56	79	48	36	31	293	24	31	7	
CCATBCA0 23	ABICHANDH A D	61.3 3	54	43	44	33	27	33	234	32	39	7	
CCATBCA0 04	EDWIN K.J	84.5 0	60	58	55	63	64	60	360	8	13	5	

CCATBCA014	GODWIN JAMES	75.9 2	51	50	63	56	37	38	295	23	27	4
CCATBCA018	MEENU M S	87.9 2	65	65	77	66	71	54	398	1	5	4
CCATBCA037	SIYON THOMAS	79.1 7	50	51	65	51	67	38	322	18	22	4
CCATBCA028	CHRISTEENA JOY	66.0 0	64	45	49	-	40	29	227	34	37	3
CCATBCA038	SWANAM SURESH	87.0 8	56	66	69	63	72	61	387	4	7	3
CCATBCA039	VYSAKH P G	86.4 2	55	59	74	65	68	53	374	7	10	3
CCATBCA020	SIVA THEJUS P.S.	88.4 2	58	53	73	72	75	66	397	2	4	2
CCATBCA026	AKSHAY T A	64.3 3	36	27	49	30	31	34	207	36	38	2
CCATBCA006	MOHAMMED MUNAZIR	86.8 0	64	63	69	60	58	46	360	8	8	0
CCATBCA009	ALAN ROY ACHANDY	79.7 5	60	50	62	65	44	35	316	20	20	0
CCATBCA027	ARTIN JOSE	75.1 7	52	44	61	44	41	42	284	28	28	0
CCATBCA030	JABIR T.Y	85.2 5	54	58	66	53	69	49	349	11	11	0
CCATBCA031	JEEVADATHAN K DASAN	72.5 8	44	34	55	36	44	33	246	31	30	-1
CCATBCA035	RISHIN BABU	81.9 2	54	54	56	50	61	48	323	17	16	-1
CCATBCA029	HARIGOVIND V P	69.3 3	-	22	30	18	-	16	86	37	34	-3
CCATBCA032	MINU THOMAS	92.0 0	60	59	68	64	71	56	378	5	2	-3
CCATBCA036	SHREYAS JNANA SEKHARAN	88.8 0	64	49	59	64	74	66	376	6	3	-3
CCATBCA007	SNEHA SATHYAN	77.1 7	51	50	48	60	28	42	279	29	25	-4
CCATBCA008	SREEMOL M.M.	79.0 8	54	56	50	54	38	34	286	27	23	-4

CCATBCA0 12	ARAVIND ANIL(plus two check)	75.0 0		46	43	41	42	37	18	227	34	29	-5
CCATBCA0 34	RAHUL M	70.4 0	-	-	-	-	-	-	-	0	38	32	-6
CCATBCA0 10	ALEN MARIYA THOMAS	76.5 0		39	41	45	39	37	28	229	33	26	-7
CCATBCA0 19	ROSNA JOSE	83.8 3		53	62	58	45	43	40	301	22	15	-7
CCATBCA0 21	SNIJO P J	81.3 3		56	54	53	44	41	40	288	26	18	-8
CCATBCA0 22	SONA JOSE	87.3 3		59	61	61	50	62	45	338	15	6	-9
CCATBCA0 03	DEVI PRIYA A V	86.6 0		69	52	63	50	45	41	320	19	9	-10
CCATBCA0 25	AKHIL MON.P	93.9 2		61	58	61	61	46	48	335	16	1	-15
CCATBCA0 13	ASWINRAJ P	84.0 0		54	52	40	53	37	29	265	30	14	-16
CCATBCA0 11	ANSA NISHIM P.A	81.8 3	-	-	-	-	-	-	-	0	38	17	-21

- Please get signature from students after mentioning their relative progress
- Result should be intimated to parents (For students with negative progress (less than -10))

Part 2: Comprehensive Result Analysis

Division	Average marks	median	skew	Maximum marks	Std deviation	O	A +	A	B +	B	C	P	F	Incomplete	Total Fail	total	Avg internal marks
CC19UENG1A01 Credit : 3 IA Max - 15 ESE Max - 60	55.4	55.5	-0.75	69	7.29	0	5	11	15	3	2	0	0	3	3	39	12.7
CC19UENG1A02 Credit : 3 IA Max - 15 ESE Max - 60	51.0	52	-0.86	66	9.90	0	3	9	14	6	3	0	0	4	4	39	13.2
Second Language Credit : 4 IA Max - 20 ESE Max - 80	58.3	59	-0.32	79	11.83	0	0	2	10	13	7	4	0	3	3	39	14.5
CC19UBCA1B01 Credit : 3 IA Max - 15 ESE Max - 60	53.0	54	-0.82	72	12.09	1	7	7	10	6	2	2	0	4	4	39	12.0
CC19UBCA1C01 Credit : 3 IA Max - 15 ESE Max - 60	53.0	51.5	-0.05	75	15.52	4	9	4	2	5	9	2	0	4	4	39	13.2

Part 4: Z-score

CLASS AVERAGE	55.36111111	51.02702703	58.2972973	52.97222222	53.02777778	42.10526
SUBJECT	CC19UENG1A01 Credit : 3 IA Max - 15 ESE Max - 60	CC19UENG1A02 Credit : 3 IA Max - 15 ESE Max - 60	Second Language Credit : 4 IA Max - 20 ESE Max - 80	CC19UBCA1B01 Credit : 3 IA Max - 15 ESE Max - 60	CC19UBCA1C01 Credit : 3 IA Max - 15 ESE Max - 60	CC19UBCA1C02 Credit : 3 IA Max - 15 ESE Max - 60
ADITYAVISHNU SIDHARTHAN PATTAT	6	-6	-11	-7	4	5
AKHIL SAJAN	4	-4	1	10	12	5
DEVI PRIYA A V	19	1	4	-2	-5	-1
EDWIN K.J	6	7	-3	8	7	13
JESNA K ANOJ	10	1	7	7	-1	5
MOHAMMED MUNAZIR	12	12	9	6	3	3
SNEHA SATHYAN	-6	-1	-9	6	-16	0
SREEMOL M.M.	-2	5	-7	1	-10	-6
ALAN ROY ACHANDY	6	-1	3	10	-6	-5
ALEN MARIYA THOMAS	-22	-10	-11	-12	-10	-10
ANSA NISHIM P.A	#VALUE!	#VALUE!	#VALUE!	#VALUE!	#VALUE!	-30
ARAVIND ANIL	-13	-8	-15	-9	-10	-17
ASWINRAJ P	-2	1	-15	0	-10	-9
GODWIN JAMES	-6	-1	4	3	-10	-3
HRIDHYA ASHOKAN	0	13	13	15	11	12
JEEVA VARGHESE	-17	5	17	-4	-11	-8
MARIYA BABU	4	7	12	1	-1	9
MEENU M S	13	14	16	11	12	9
ROSNA JOSE	-3	11	0	-7	-6	-2

SIVA THEJUS P.S.	4	2	12	16	14	17
SNIJO P J	1	3	-4	-7	-8	-2
SONA JOSE	5	10	2	-2	6	2
ABICHANDH A D	-2	-8	-12	-17	-17	-7
ADITHYAN P S	-5	-16	-16	3	12	-2
AKHIL MON.P	8	7	2	7	-5	4
AKSHAY T A	-27	-25	-8	-19	-14	-6
ARTIN JOSE	-5	-7	2	-7	-8	0
CHRISTEENA JOY	12	-6	-8	#VALUE!	-8	-9
HARIGOVIND V P	#VALUE!	-25	-24	-29	#VALUE!	-19
JABIR T.Y	-2	7	7	0	10	5
JEEVADATHAN K DASAN	-16	-17	-3	-14	-6	-7
MINU THOMAS	6	8	8	9	12	10
MOHAMED ROSHAN K	8	-2	0	3	11	4
RAHUL M	#VALUE!	#VALUE!	#VALUE!	#VALUE!	#VALUE!	#VALUE!
RISHIN BABU	-2	3	-2	-2	5	4
SHREYAS JNANA SEKHARAN	12	-2	1	9	14	17
SIYON THOMAS	-7	0	6	-2	9	-3
SWANAM SURESH	1	15	9	8	12	14
VYSAKH P G	0	8	13	10	10	8

8. B.Com. Finance Aided

Part 1: Individual Student Result

Pass percentage: 96.97%

BCOM REGULAR												
REG NO	NAME	PLUS TWO	CC19UENG1A 01	CC19UENG1A 02	Second Language	CC19UBCM1B 01	CC19UBCM1C 01	TOTAL	RANK FIRST SEM	RANK PLUS TWO	RELATIVE PROGRESS	SIGNATURE
CCATBCM041	JOSEPH DAYAS	84.75	67	58	68	85	84	362	27	62	35	
CCATBCM045	NEENU K B	89.17	60	63	84	83	80	370	24	56	32	
CCATBCM006	DELNA VINCENT	96.67	67	72	94	90	91	414	6	37	31	
CCATBCM034	ANITT P BINU	92.20	67	66	79	82	85	379	20	49	29	
CCATBCM016	NIMMI JOHNSON	97.83	73	71	97	90	93	424	1	22	21	
CCATBCM056	AISWARYA SADANANDAN	97.50	56	68	96	87	90	397	11	30	19	
CCATBCM058	ANASOOYA C.H	97.58	61	62	98	83	91	395	12	28	16	
CCATBCM037	ANNA JENNIS	94.58	59	64	77	76	83	359	30	45	15	
CCATBCM064	SWEDHA. M. SAJU	97.25	64	65	98	73	86	386	16	31	15	
CCATBCM035	ANJALI. K. A	89.42	47	57	86	71	84	345	39	53	14	

CCATBCM04 4	MELINTA THOMAS	97.6 7	62	69	84	87	93	395	12	26	14
CCATBCM04 0	CHRISTY GIBBY	81.0 0	51	59	70	60	76	316	50	63	13
CCATBCM05 3	SWATHY SUDHEER	97.5 8	60	65	90	90	89	394	15	28	13
CCATBCM02 8	AKHILA XAVIER	97.1 7	69	68	75	79	84	375	21	32	11
CCATBCM03 9	ASWATHY MADHU	98.0 0	72	70	83	86	96	407	8	18	10
CCATBCM05 1	SHIFAS K S	87.2 5	40	48	76	72	77	313	52	61	9
CCATBCM06 0	DARSANA D PRABHU	98.5 8	65	69	98	97	92	421	2	11	9
CCATBCM00 1	AGNEL V J	95.6 7	72	65	70	71	78	356	33	41	8
CCATBCM01 8	SANDRA ANTU	96.1 7	57	64	86	71	78	356	33	40	7
CCATBCM06 3	SREERAM R	73.8 0	44	41	64	58	68	275	58	65	7
CCATBCM00 4	ANGEL JOY	98.6 7	67	73	91	92	97	420	4	9	5
CCATBCM00 8	FINCY FRANCIS	98.8 3	71	70	92	92	96	421	2	7	5
CCATBCM02 0	SONNET SABU	98.5 0	69	65	93	88	94	409	7	12	5
CCATBCM02 3	SREEPRIYA P	97.7 5	56	66	93	83	82	380	18	23	5
CCATBCM03 6	ANJUSREE.V.R	98.2 5	65	65	89	87	93	399	10	15	5
CCATBCM01 5	NANDHINI P B	87.5 0	54	49	74	54	60	291	56	60	4
CCATBCM02 4	VIVEK SUNIL	79.7 5	49	54	59	50	61	273	61	64	3
CCATBCM04 7	NOURIN K A	97.1 7	62	62	73	81	82	360	29	32	3

CCATBCM04 2	JOYAAL JOY	89.5 8	57	58	64	64	73	316	50	52	2
CCATBCM01 9	SAYYED MOHAMMED SHUAIB AKTHAR AB	52.1 7	31	32	43	35	24	165	65	66	1
CCATBCM00 5	CYRIL JOY P	99.0 0	75	71	87	90	96	419	5	5	0
CCATBCM02 1	SREELATHA RAMAKRISHNA N	89.3 3	55	54	66	66	63	304	54	54	0
CCATBCM05 5	VYSHNAV SURENDRAN	89.3 3	54	42	70	68	70	304	54	54	0
CCATBCM04 6	NITHIN A U	95.1 7	56	54	73	65	76	324	46	44	-2
CCATBCM05 0	SANDRA ANTOO	88.5 8	32	50	72	52	68	274	60	58	-2
CCATBCM01 3	MAHITHA MOHAN	95.5 0	55	52	84	61	79	331	45	42	-3
CCATBCM01 7	REVATHY P. J	98.6 7	65	66	92	79	93	395	12	9	-3
CCATBCM02 2	SREENANDHA M S	88.0 0	48	47	53	62	58	268	62	59	-3
CCATBCM00 2	AMRITA SIVADAS	97.7 5	70	60	78	78	76	362	27	23	-4
CCATBCM02 7	AJITH JOSE MOONJELY	95.2 5	55	65	65	70	66	321	47	43	-4
CCATBCM06 1	KARISHMA PIOUS P	96.9 2	64	58	96	63	68	349	38	34	-4
CCATBCM01 0	JOSHUA WILSON	96.9 2	61	56	64	79	85	345	39	34	-5
CCATBCM01 4	MARIYA MATHEW	97.9 2	68	68	80	72	81	369	25	20	-5
CCATBCM03 2	ANAMIKA C M	96.5 0	61	61	82	63	71	338	43	38	-5

CCATBCM05 4	VARSHA V.V	96.7 5	54	58	79	72	81	344	41	36	-5
CCATBCM05 2	SREELAKSHMI P R	97.9 2	65	63	66	83	89	366	26	20	-6
CCATBCM06 5	YADHUKRISHN A K.S	88.8 3	36	34	85	50	55	260	63	57	-6
CCATBCM02 5	ABHIJITH P.S	91.1 7	47	49	63	50	66	275	58	51	-7
CCATBCM02 6	AISHWARYA SHAJU	99.5 0	71	65	89	88	90	403	9	2	-7
CCATBCM05 7	AMAL SANTHOSH	94.5 8	56	46	88	59	59	308	53	45	-8
CCATBCM00 3	ANEETA ROSE	96.3 3	54	47	80	70	68	319	48	39	-9
CCATBCM03 0	ALEENA P P	98.7 5	69	61	88	85	80	383	17	8	-9
CCATBCM03 3	ANGEL MARIA	98.4 2	72	60	72	85	84	373	22	13	-9
CCATBCM06 2	MALAVIKA M M	98.3 3	62	64	95	75	75	371	23	14	-9
CCATBCM02 9	ALAN SOJAN	92.5 0	55	47	73	50	51	276	57	47	-10
CCATBCM04 9	RIYA C.S	97.6 7	53	62	70	81	86	352	36	26	-10
CCATBCM04 3	MEGHA V V	98.0 8	57	64	81	72	85	359	30	17	-13
CCATBCM05 9	ANUSREE BABURAJ	99.1 7	58	62	94	76	90	380	18	4	-14
CCATBCM03 1	AMALA FRANCIS	92.4 2	32	27	67	37	46	209	64	48	-16
CCATBCM24 2	ADARSH GOPI	91.8 3	39	11	12	17	15	94	66	50	-16
CCATBCM04 8	POWSHAMI A	98.2 5	68	63	68	74	81	354	35	15	-20
CCATBCM03 8	ASHIQUE WILSON .A.	97.7 5	62	59	62	73	78	334	44	23	-21

CCATBCM01 2	KRISHNAPRIYA N.T	99.0 0	57	65	82	75	78	357	32	5	-27
CCATBCM00 7	EMIL JOSE	98.0 0	60	64	69	57	68	318	49	18	-31
CCATBCM00 9	JEEN MARIYA JOHN	99.3 3	68	66	77	71	70	352	36	3	-33
CCATBCM01 1	KARTHIKA R	99.6 7	70	63	83	69	58	343	42	1	-41

- Please get signature from students after mentioning their relative progress
- Result should be intimated to parents (For students with negative progress (less than -10))

Part 2: Comprehensive Result Analysis

Division	Average marks	median	skew	Maximum marks	Std deviation	O	A+	A	B+	B	C	P	F	Incomplete	Total Fail	total	Avg internal marks
CC19UENG1A01 Credit : 3 IA Max - 15 ESE Max - 60	58.8	60	0.91	75	10.46	5	20	16	15	4	3	3	0	0	0	66	12.1
CC19UENG1A02 Credit : 3 IA Max - 15 ESE Max - 60	58.5	62	1.81	73	11.42	2	26	19	8	6	2	2	0	1	1	66	13.7
Second Language Credit : 4 IA Max - 20 ESE Max - 80	78.0	79.5	1.52	98	14.68	7	16	17	17	6	1	1	0	1	1	66	17.7
CC19UBCM1B01 Credit : 4 IA Max - 20 ESE Max - 80	72.0	73	1.07	97	15.28	1	15	15	17	9	6	2	0	1	1	66	18.5
CC19UBCM1C01 Credit : 4 IA Max - 20 ESE Max - 80	76.7	80	1.58	97	15.82	4	18	22	11	7	2	0	0	2	2	66	18.4

Part 3: Category-wise distribution

	CATEGORY	
Z	Y	X
NIL	NIL	NIL

Part 4: Z-score

CLASS AVERAGE	58.75757576	58.51515152	78.01515152	72.03030303	76.71212121
SUBJECT	CC19UENG1A01 Credit : 3 IA Max - 15 ESE Max - 60	CC19UENG1A02 Credit : 3 IA Max - 15 ESE Max - 60	Second Language Credit : 4 IA Max - 20 ESE Max - 80	CC19UBCM1B01 Credit : 4 IA Max - 20 ESE Max - 80	CC19UBCM1C01 Credit : 4 IA Max - 20 ESE Max - 80
AGNEL V J	13	6	-5	-1	1
AMRITA SIVADAS	11	1	0	4	0
ANEETA ROSE	-5	-10	1	-1	-6
ANGEL JOY	8	13	9	13	13
CYRIL JOY P	16	11	6	12	12
DELNA VINCENT	8	12	11	12	9
EMIL JOSE	1	5	-6	-10	-6

FINCY FRANCIS	12	10	10	13	12
JEEN MARIYA JOHN	9	7	-1	-1	-4
JOSHUA WILSON	2	-2	-10	5	5
KARTHIKA R	11	4	3	-2	-12
KRISHNAPRIYA N.T	-2	6	3	2	1
MAHITHA MOHAN	-4	-6	4	-7	1
MARIYA MATHEW	9	8	1	0	3
NANDHINI P B	-5	-8	-3	-12	-11
NIMMI JOHNSON	14	11	13	12	10
REVATHY P. J	6	7	10	5	10
SANDRA ANTU	-2	5	5	-1	1
SAYYED MOHAMMED SHUAIB AKTHAR AB	-27	-23	-24	-24	-33
SONNET SABU	10	6	10	10	11
SREELATHA RAMAKRISHNAN	-4	-4	-8	-4	-9
SREENANDHA M S	-10	-10	-17	-7	-12
SREEPRIYA P	-3	7	10	7	3
VIVEK SUNIL	-9	-4	-13	-14	-10
ABHIJITH P.S	-11	-8	-10	-14	-7
AISHWARYA SHAJU	12	6	7	10	8
AJITH JOSE MOONJELY	-4	6	-9	-1	-7
AKHILA XAVIER	10	8	-2	5	5
ALAN SOJAN	-4	-10	-3	-14	-16
ALEENA P P	10	2	7	8	2
AMALA FRANCIS	-26	-28	-8	-23	-19
ANAMIKA C M	2	2	3	-6	-4
ANGEL MARIA	13	1	-4	8	5
ANITT P BINU	8	7	1	7	5
ANJALI. K. A	-11	-1	5	-1	5
ANJUSREE.V.R	6	6	7	10	10
ANNA JENNIS	0	5	-1	3	4
ASHIQUE WILSON .A.	3	0	-11	1	1

ASWATHY MADHU	13	10	3	9	12
CHRISTY GIBBY	-7	0	-5	-8	0
JOSEPH DAYAS	8	0	-7	8	5
JOYAAL JOY	-2	0	-10	-5	-2
MEGHA V V	-2	5	2	0	5
MELINTA THOMAS	3	9	4	10	10
NEENU K B	1	4	4	7	2
NITHIN A U	-3	-4	-3	-5	0
NOURIN K A	3	3	-3	6	3
POWSHAMI A	9	4	-7	1	3
RIYA C.S	-6	3	-5	6	6
SANDRA ANTOO	-26	-7	-4	-13	-6
SHIFAS K S	-18	-9	-1	0	0
SREELAKSHMI P R	6	4	-8	7	8
SWATHY SUDHEER	1	6	8	12	8
VARSHA V.V	-5	0	1	0	3
VYSHNAV SURENDRAN	-5	-14	-5	-3	-4
AISWARYA SADANANDAN	-3	8	12	10	8
AMAL SANTHOSH	-3	-11	7	-9	-11
ANASOOYA C.H	2	3	14	7	9
ANUSREE BABURAJ	-1	3	11	3	8
DARSANA D PRABHU	6	9	14	16	10
KARISHMA PIOUS P	5	0	12	-6	-6
MALAVIKA M M	3	5	12	2	-1
SREERAM R	-14	-15	-10	-9	-6
SWEDHA. M. SAJU	5	6	14	1	6
YADHUKRISHNA K.S	-22	-21	5	-14	-14
ADARSH GOPI	-19	-42	-45	-36	-39

9. B.Com. Finance SF A

Part 1: Individual Student Result

Pass percentage: 98.33%

BCOM FIN SF 2019 A S1												
REG NO	NAME	PLUS TWO	CC19UEN G1A01	CC19UEN G1A02	Second Language	CC19UBC M1B01	CC19UBC M1C01	TOTAL	RANK FIRST SEM	RANK PLUS TWO	RELATIVE PROGRESS	SIGNATURE
CCATBC M120	SHABNA SHAMSUDHEEN	73.2	69	63	52	74	73	331	13	54	41	
CCATBC M070	JAIMON JAISON	74.2	51	47	66	73	58	295	28	53	25	
CCATBC M079	GABRIELA JOSE K	79.66666667	67	66	58	68	69	328	15	39	24	
CCATBC M119	ROHAN PAUL	72.2	48	39	55	72	64	278	33	55	22	
CCATBC M100	ASMI K.S	81.91666667	54	47	71	79	71	322	17	36	19	
CCATBC M118	PRANAV KALINGARA SUKUMARAN	76	51	47	52	69	66	285	31	49	18	
CCATBC M074	ABHINAV ANAND THRITHANI	86.66666667	63	62	86	61	60	332	12	27	15	
CCATBC M075	ANAGHA K BABU	86.66666667	67	67	51	81	65	331	13	27	14	
CCATBC M083	SEBIN SABU	71.33333333	61	42	47	54	51	255	43	57	14	
CCATBC M093	ANJU GOPINATHAN	91.6	68	67	88	95	84	402	1	15	14	
CCATBC M109	JITHU M R	76.58333333	48	54	56	69	50	277	35	48	13	

CCATBC M084	THEJASS	79.4	51	50	56	76	54	287	30	41	11	
CCATBC M077	DEVIKA P S	91.4166 6667	63	64	75	77	79	358	7	17	10	
CCATBC M085	TOMS RICHU FRANCIS	63.8	49	40	43	51	52	235	51	60	9	
CCATBC M121	SHAUN BOBY	69	52	45	51	55	40	243	49	58	9	
CCATBC M086	AGHIYA GEORLY	91.5833 3333	64	67	67	80	73	351	8	16	8	
CCATBC M091	ANEESA SALEEM	90.9166 6667	66	58	71	75	65	335	11	19	8	
CCATBC M092	ANJOHN BAIJU	92.5833 3333	62	61	78	90	77	368	5	9	4	
CCATBC M110	JOE PAUL TONY	84.1666 6667	58	57	49	72	63	299	26	30	4	
CCATBC M116	NEERAJ E V	89.25	54	51	61	74	76	316	21	25	4	
CCATBC M122	TINTO POULOSE	74.8333 3333	42	43	46	59	55	245	47	50	3	
CCATBC M072	THOMAS JACOB VIJU	71.6	47	40	42	53	45	227	54	56	2	
CCATBC M094	ANSIYA P S	95.0833 3333	66	65	90	85	86	392	2	4	2	
CCATBC M102	EDWIN BABU	77	49	51	52	51	44	247	45	47	2	
CCATBC M111	KISHORE P J	81.8333 3333	57	48	53	60	59	277	35	37	2	
CCATBC M068	ASWIN SHAJU	78	54	52	46	52	56	260	42	43	1	
CCATBC M069	FARHAN.C.M	67.6	53	35	45	41	37	211	58	59	1	
CCATBC M087	AJITH P S	77.1666 6667	40	53	63	52	39	247	45	46	1	
CCATBC M071	P G ABISHEK	74.8	56	38	43	46	48	231	52	52	0	
CCATBC M076	AYSHA HAIFA	85.5	52	56	57	70	53	288	29	29	0	

CCATBC M096	ARDRA A K	96.4	66	63	77	86	81	373	4	3	-1	
CCATBC M112	LAKSHMIPRIYA.K.M	93.3333 3333	63	57	68	82	78	348	9	8	-1	
CCATBC M114	NALANDA M M	96.9166 6667	61	58	82	94	80	375	3	2	-1	
CCATBC M115	NASRIN V J	94.3333 3333	65	56	70	91	83	365	6	5	-1	
CCATBC M117	PARVANA BABURAJ	91.0833 3333	55	44	64	81	76	320	19	18	-1	
CCATBC M067	ASHWIL P S	81	54	52	45	53	61	265	41	38	-3	
CCATBC M080	NIMITHA.T.S	89.3333 3333	55	51	49	77	66	298	27	24	-3	
CCATBC M099	ARYA. J. PELLISSERY	91.9166 6667	54	54	64	83	71	326	16	13	-3	
CCATBC M124	VISHNU SANIL	82.1666 6667	57	46	46	62	66	277	35	32	-3	
CCATBC M066	ABHAY KRISHNA E T	93.8333 3333	67	53	66	78	81	345	10	6	-4	
CCATBC M095	ARDHRA DOMANSON	90.8333 3333	55	56	58	75	65	309	24	20	-4	
CCATBC M098	ARYA K U	91.75	56	63	65	73	63	320	19	14	-5	
CCATBC M101	BENEDICT C W	82.0833 3333	48	44	57	69	54	272	39	34	-5	
CCATBC M105	HRIDIK PJ	90.8333 3333	64	59	58	66	54	301	25	20	-5	
CCATBC M125	VISWANATH K R	74.8333 3333	43	35	60	43	35	216	56	50	-6	
CCATBC M113	MARIYA MOL N .P	92.4166 6667	60	64	70	72	56	322	17	10	-7	
CCATBC M078	EDWIN SAJ	82.1666 6667	54	44	55	60	54	267	40	32	-8	
CCATBC M106	INDHRAJITH. T. H	78.6666 6667	52	37	54	48	50	241	50	42	-8	
CCATBC M123	VAISAKH N S	89.5	57	55	55	61	54	282	32	23	-9	

CCATBC M089	AMEESHA NAZAR	92	58	58	65	61	70	312	22	12	-10	
CCATBC M081	NIRANJANA K R	82	61	44	48	50	42	245	47	35	-12	
CCATBC M108	JISWIN FRANCIS	92.1666 6667	52	60	65	69	65	311	23	11	-12	
CCATBC M104	HENRIC TOBY	79.6	46	39	46	48	50	229	53	40	-13	
CCATBC M082	SAHAL MOHAMMED VALIYAKATH	77.8	54	32	35	40	42	203	59	45	-14	
CCATBC M090	ANAGHA C S	78	49	40	54	35	36	214	57	43	-14	
CCATBC M088	ALHA KABEER	90	51	49	50	61	63	274	38	22	-16	
CCATBC M103	HASSAN FARIS S	83.1666 6667	42	31	35	41	20	169	60	31	-29	
CCATBC M107	JEEON CHIRAYATH AUGUSTINE	87.2	49	43	42	50	39	223	55	26	-29	
CCATBC M073	A. S. SHARAN	100	60	46	61	49	62	278	33	1	-32	
CCATBC M097	ARDRA.K.P	93.5	53	43	58	49	50	253	44	7	-37	

- Please get signature from students after mentioning their relative progress
- Result should be intimated to parents (For students with negative progress (less than -10))

Part 2: Comprehensive Result Analysis

Division	Average marks	median	skew	Maximum marks	Std deviation	O	A+	A	B+	B	C	P	F	Incomplete	Total fail	total	Avg internal marks
CC19UENG1A01 Credit : 3 IA Max - 15 ESE Max - 60	55.7	54.5	0.01	69	7.23	0	11	14	26	8	1	0	0	0	0	60	11.6
CC19UENG1A02 Credit : 3 IA Max - 15 ESE Max - 60	50.9	51	0.07	67	9.71	0	7	12	15	15	9	2	0	0	0	60	13.0
Second Language Credit : 4 IA Max - 20 ESE Max - 80	58.2	56.5	0.59	90	12.50	0	3	4	11	17	19	6	0	0	0	60	14.2
CC19UBCM1B01 Credit : 4 IA Max - 20 ESE Max - 80	65.4	68.5	0.02	95	14.96	1	5	12	14	9	14	5	0	0	0	60	16.5
CC19UBCM1C01 Credit : 4 IA Max - 20 ESE Max - 80	59.7	60.5	0.24	86	14.43	0	1	10	13	12	14	9	0	1	1	60	15.5

Part 3: Category-wise distribution

	CATEGORY	
Z	Y	X
NIL	NIL	NIL

Part 4: Z-score

CLASS AVERAGE	55.71666667	50.85	58.2	65.35	59.65
SUBJECT	CC19UENG1A01 Credit : 3 IA Max - 15 ESE Max - 60	CC19UENG1A02 Credit : 3 IA Max - 15 ESE Max - 60	Second Language Credit : 4 IA Max - 20 ESE Max - 80	CC19UBCM1B01 Credit : 4 IA Max - 20 ESE Max - 80	CC19UBCM1C01 Credit : 4 IA Max - 20 ESE Max - 80
ABHAY KRISHNA E T	16	2	6	8	15
ASHWIL P S	-2	1	-11	-8	1
ASWIN SHAJU	-2	1	-10	-9	-3
FARHAN.C.M	-4	-16	-11	-16	-16
JAIMON JAISON	-7	-4	6	5	-1

P G ABISHEK	0	-13	-12	-13	-8
THOMAS JACOB VIJU	-12	-11	-13	-8	-10
A. S. SHARAN	6	-5	2	-11	2
ABHINAV ANAND THRITHANI	10	11	22	-3	0
ANAGHA K BABU	16	17	-6	10	4
AYSHA HAIFA	-5	5	-1	3	-5
DEVIKA P S	10	14	13	8	13
EDWIN SAJ	-2	-7	-3	-4	-4
GABRIELA JOSE K	16	16	0	2	6
NIMITHA.T.S	-1	0	-7	8	4
NIRANJANA K R	7	-7	-8	-10	-12
SAHAL MOHAMMED VALIYAKATH	-2	-19	-19	-17	-12
SEBIN SABU	7	-9	-9	-8	-6
THEJASS	-7	-1	-2	7	-4
TOMS RICHU FRANCIS	-9	-11	-12	-10	-5
AGHIYA GEORLY	11	17	7	10	9
AJITH P S	-22	2	4	-9	-14
ALHA KABEER	-7	-2	-7	-3	2
AMEESHA NAZAR	3	7	5	-3	7
ANAGHA C S	-9	-11	-3	-20	-16
ANEESA SALEEM	14	7	10	6	4
ANJOHN BAIJU	9	10	16	16	12
ANJU GOPINATHAN	17	17	24	20	17
ANSIYA P S	14	15	25	13	18
ARDHRA DOMANSON	-1	5	0	6	4
ARDRA A K	14	13	15	14	15
ARDRA.K.P	-4	-8	0	-11	-7
ARYA K U	0	13	5	5	2
ARYA. J. PELLISSERY	-2	3	5	12	8
ASMI K.S	-2	-4	10	9	8
BENEDICT C W	-11	-7	-1	2	-4

EDWIN BABU	-9	0	-5	-10	-11
HASSAN FARIS S	-19	-20	-19	-16	-27
HENRIC TOBY	-13	-12	-10	-12	-7
HRIDIK PJ	11	8	0	0	-4
INDHRAJITH. T. H	-5	-14	-3	-12	-7
JEEON CHIRAYATH AUGUSTINE	-9	-8	-13	-10	-14
JISWIN FRANCIS	-5	9	5	2	4
JITHU M R	-11	3	-2	2	-7
JOE PAUL TONY	3	6	-7	4	2
KISHORE P J	2	-3	-4	-4	0
LAKSHMIPRIYA.K.M	10	6	8	11	13
MARIYA MOL N .P	6	14	9	4	-3
NALANDA M M	7	7	19	19	14
NASRIN V J	13	5	9	17	16
NEERAJ E V	-2	0	2	6	11
PARVANA BABURAJ	-1	-7	5	10	11
PRANAV KALINGARA SUKUMARAN	-7	-4	-5	2	4
ROHAN PAUL	-11	-12	-3	4	3
SHABNA SHAMSUDHEEN	18	13	-5	6	9
SHAUN BOBY	-5	-6	-6	-7	-14
TINTO POULOSE	-19	-8	-10	-4	-3
VAISAKH N S	2	4	-3	-3	-4
VISHNU SANIL	2	-5	-10	-2	4
VISWANATH K R	-18	-16	1	-15	

10. B.Com. Finance SF B

Part 1: Individual Student Result

Pass percentage: 91.38

BCOM FIN SF 2019 B S1											
NAME	PLUS TWO	CC19UENG 1A01	CC19UENG 1A02	Second Language	CC19UBCM 1B01	CC19UBCM 1C01	TOTAL	RANK FIRST SEM	RANK PLUS TWO	RELATIVE PROGRESS	SIGNATURE
AISWARYA K D	63.8	56	64	76	78	79	353	11	54	43	
AFSANA AYOOB	52.0737 3272	58	60	60	67	59	304	27	58	31	
ARCHANA P	87.2	61	69	80	88	79	377	4	28	24	
BEVEN JOHNSON	76	55	56	75	63	66	315	22	43	21	
ANU T A	67.9166 6667	42	46	79	44	65	276	34	53	19	
RICHARD BABY VADAKKAN	77.4	57	57	61	72	63	310	24	42	18	
AKSHAYA SUNILDATHU PUTHENPURA	89.4	69	70	64	80	85	368	6	23	17	
DEVIKA SABU	89.6666 6667	62	67	82	80	80	371	5	22	17	
FATHIMA TK	86.8333 3333	54	57	74	75	75	335	14	29	15	
MONICA PAUL	75.8	51	49	62	59	68	289	30	44	14	
ELGIN JOBY	74.4	59	42	44	57	71	273	35	46	11	
SAURAV T S	82.5833 3333	57	55	72	58	68	310	24	35	11	
ALEX VARGHESE	70.8333 3333	48	44	62	44	54	252	43	52	9	
ASHRITHA THOMAS	81.75	53	57	45	65	79	299	29	37	8	

MALAVIKA RAJAGOPALAN	91.6	71	63	71	77	79	361	8	15	7	
AISWARYA MANOJKUMAR	87.5	63	62	65	75	56	321	20	27	7	
DEVIKRISHNA M A	61.75	41	37	65	43	40	226	48	55	7	
EVA PHIL GEORGE	93.4	73	67	89	93	90	412	1	6	5	
ANNMARIA BABU THATTIL	92	60	68	72	76	86	362	7	12	5	
RAIHANA R V	88.1666 6667	54	59	85	75	43	316	21	25	4	
RESHMA.C	73.75	42	27	61	62	50	242	46	50	4	
NAYANA ANTO.C	84.5833 3333	54	46	71	68	64	303	28	31	3	
NISHANA K S	90.1666 6667	57	53	73	68	73	324	18	21	3	
UDAY KRISHNA P U	78.4	50	46	53	54	66	269	38	40	2	
DEVIKA DAYA	94	72	65	89	85	83	394	2	4	2	
AFRINMOL N N	77.9166 6667	55	50	52	56	50	263	40	41	1	
HARISH K M	61.5833 3333	37	31	49	37	20	174	55	56	1	
ARPPITHA MOHAN	75.1666 6667	47	53	60	43	41	244	45	45	0	
RAHUL . C	59	40	22	35	26	6	129	57	57	0	
SURYA P.J	91.3333 3333	43	49	80	74	79	325	17	17	0	
ISSAC ANTONY	74.25	45	37	47	44	50	223	49	48	-1	
ALEESHA NAZAR	91	56	59	70	72	65	322	19	18	-1	
ANNA JUBIA	96.25	62	69	74	92	85	382	3	2	-1	
RISHI RAM K	74.4	43	30	65	42	53	233	47	46	-1	
SHINSON VARGHESE	82.5833 3333	46	46	58	63	58	271	36	35	-1	
JAIMA ROBIN.V	93.1666 6667	65	64	78	81	72	360	9	7	-2	
JENSON JOSE	71.75	42	32	41	47	27	189	54	51	-3	

JOSEPH ANTONY URUMBATH	74.1935 4839	49	49	35	35	35	203	52	49	-3	
ASWINI LINCE	92.3333 3333	52	51	82	70	72	327	15	11	-4	
GOURI RAJEEV	92.6666 6667	67	63	69	74	69	342	13	9	-4	
AISWARYA ANIL	93.5	61	61	71	83	78	354	10	5	-5	
LAKSHMI VENUGOPAL	88	55	51	76	53	53	288	31	26	-5	
JISNA JOY	83.6666 6667	52	49	66	55	47	269	38	32	-6	
SHIFANA FARVIN	92.5	51	55	71	80	69	326	16	10	-6	
ATHULYA THILAKAN	89.25	55	52	60	59	58	284	32	24	-8	
KALYANI VIJAYAN	83.1666 6667	47	59	53	53	44	256	41	33	-8	
AKSHARA K DINESH	91.9166 6667	59	68	67	65	52	311	23	13	-10	
NIHITHA K N	96.4166 6667	64	65	64	86	64	343	12	1	-11	
ROSHAN K. SAJEEV	79.5833 3333	51	37	42	41	40	211	50	39	-11	
AMALU MARIA JOSE	91.8333 3333	53	53	61	68	73	308	26	14	-12	
ROHITH S	85.8	53	50	54	45	52	254	42	30	-12	
APARNA S. MENON	90.25	58	53	55	61	50	277	33	20	-13	
VISHNU A.R	80.25	43	27	57	37	37	201	53	38	-15	
RAKESH NAIR M V	83.1666 6667	50	28	56	37	36	207	51	33	-18	
ANUGRAHA K S	91.5833 3333	55	41	55	57	63	271	36	16	-20	
KRISHNU V S	90.75	55	41	54	50	52	252	43	19	-24	
ANTONY JOY	92.75	65	-	-	81	-	146	56	8	-48	
GAUTHAM KRISHNAN	94.5833 3333	-	-	-	-	-	0	58	3	-55	

- Please get signature from students after mentioning their relative progress
- Result should be intimated to parents (For students with negative progress (less than -10))

Part 2: Comprehensive Result Analysis

Division	Average marks	median	skew	Maximum marks	Std deviation	O	A+	A	B+	B	C	P	F	Incomplete	Total fail	total	Avg internal marks
CC19UENG1A01 Credit : 3 IA Max - 15 ESE Max - 60	54.3	55	0.15	73	8.45	2	6	13	22	11	3	0	0	1	1	58	12.0
CC19UENG1A02 Credit : 3 IA Max - 15 ESE Max - 60	51.5	53	0.51	70	12.34	0	11	11	16	6	5	5	0	4	4	58	12.6
Second Language Credit : 4 IA Max - 20 ESE Max - 80	64.1	64.5	0.25	89	13.01	0	3	9	16	15	8	5	0	2	2	58	14.9
CC19UBCM1B01 Credit : 4 IA Max - 20 ESE Max - 80	62.7	63	0.17	93	16.44	0	5	12	11	11	6	11	0	2	2	58	15.2
CC19UBCM1C01 Credit : 4 IA Max - 20 ESE Max - 80	60.2	63.5	0.67	90	17.72	0	4	9	13	8	11	8	0	5	5	58	15.2

Part 3: Category-wise distribution

	CATEGORY	
Z	Y	X
NIL	NIL	CC19UBCM1C01 Credit : 4 IA Max - 20 ESE Max - 80

Part 4: Z-score

CLASS AVERAGE	54.29824561	51.5	64.05357143	62.68421053	60.19642857
SUBJECT	CC19UENG1A02 Credit : 3 IA Max - 15 ESE Max - 60	CC19UENG1A02	Second Language Credit : 4 IA Max - 20 ESE Max - 80	CC19UBCM1B01 Credit : 4 IA Max - 20 ESE Max - 80	CC19UBCM1C01 Credit : 4 IA Max - 20 ESE Max - 80
AFSANA AYOOB	4	7	-3	3	-1
AKSHAYA SUNILDATHU PUTHENPURA	17	15	0	11	14

ASHRITHA THOMAS	-2	4	-15	1	11
ELGIN JOBY	6	-8	-15	-3	6
EVA PHIL GEORGE	22	13	19	18	17
ISSAC ANTONY	-11	-12	-13	-11	-6
AISWARYA ANIL	8	8	5	12	10
AKSHARA K DINESH	6	13	2	1	-5
AMALU MARIA JOSE	-2	1	-2	3	7
APARNA S. MENON	4	1	-7	-1	-6
ARCHANA P	8	14	12	15	11
ARPPITHA MOHAN	-9	1	-3	-12	-11
FATHIMA TK	0	4	8	7	8
MALAVIKA RAJAGOPALAN	20	9	5	9	11
MONICA PAUL	-4	-2	-2	-2	4
NAYANA ANTO.C	0	-4	5	3	2
NISHANA K S	3	1	7	3	7
UDAY KRISHNA P U	-5	-4	-8	-5	3
AFRINMOL N N	1	-1	-9	-4	-6
AISWARYA K D	2	10	9	9	11
AISWARYA MANOJKUMAR	10	9	1	7	-2
ALEESHA NAZAR	2	6	5	6	3
ALEX VARGHESE	-7	-6	-2	-11	-3
ANNA JUBIA	9	14	8	18	14
ANNMARIA BABU THATTIL	7	13	6	8	15
ANTONY JOY	13	#VALUE!	#VALUE!	11	#VALUE!
ANU T A	-15	-4	11	-11	3
ANUGRAHA K S	1	-9	-7	-3	2
ASWINI LINCE	-3	0	14	4	7
ATHULYA THILAKAN	1	0	-3	-2	-1
BEVEN JOHNSON	1	4	8	0	3
DEVIKA DAYA	21	11	19	14	13
DEVIKA SABU	9	13	14	11	11
DEVIKRISHNA M A	-16	-12	1	-12	-11

GAUTHAM KRISHNAN	#VALUE!	#VALUE!	#VALUE!	#VALUE!	#VALUE!
GOURI RAJEEV	15	9	4	7	5
HARISH K M	-20	-17	-12	-16	-23
JAIMA ROBIN.V	13	10	11	11	7
JENSON JOSE	-15	-16	-18	-10	-19
JISNA JOY	-3	-2	1	-5	-7
JOSEPH ANTONY URUMBATH	-6	-2	-22	-17	-14
KALYANI VIJAYAN	-9	6	-8	-6	-9
KRISHNU V S	1	-9	-8	-8	-5
LAKSHMI VENUGOPAL	1	0	9	-6	-4
NIHITHA K N	11	11	0	14	2
RAHUL . C	-17	-21	-22	-22	-31
RAIHANA R V	0	6	16	7	-10
RAKESH NAIR M V	-5	-19	-6	-16	-14
RESHMA.C	-15	-21	-2	0	-6
RICHARD BABY VADAKKAN	3	4	-2	6	2
RISHI RAM K	-13	-17	1	-13	-4
ROHITH S	-2	-1	-8	-11	-5
ROSHAN K. SAJEEV	-4	-12	-17	-13	-11
SAURAV T S	3	3	6	-3	4
SHIFANA FARVIN	-4	3	5	11	5
SHINSON VARGHESE	-10	-4	-5	0	-1
SURYA P.J	-13	-2	12	7	11
VISHNU A.R	-13	-20	-5	-16	-13

11. B.Com. Finance SF C

Part 1: Individual Student Result

Pass percentage: 94.83%

BCOM FIN SF 2019 C S1												
REG NO	NAME	PLUS TWO	CC19UEN G1A01	CC19UEN G1A02	Second Language	CC19UBC M1B01	CC19UBC M1C01	TOTAL	RANK FIRST SEM	RANK PLUS TWO	RELATIVE PROGRESS	SIGNATURE
CCATBC M208	AARATHI JAYADEV T	81.8	69	64	68	69	78	348	6	44	38	
CCATBC M187	CHRISTO THOMAS	77.2	59	54	48	70	79	310	22	50	28	
CCATBC M197	ASWATHI.P.S	84.83333333	56	64	82	75	66	343	7	34	27	
CCATBC M241	V LAKSHMY	85.6	65	62	72	70	83	352	5	32	27	
CCATBC M188	JANE MARY ANTONY	82.2	57	53	96	54	63	323	17	39	22	
CCATBC M189	MATHEW MOOTHEDAN	85	69	50	76	63	73	331	12	33	21	
CCATBC M203	LAKSHMI PRIYA A.S	63.8	47	56	59	54	57	273	37	58	21	
CCATBC M223	I H MOHAMED HARSHAK	74	67	49	48	58	55	277	36	53	17	
CCATBC M226	JERALD WINSE	73.41666667	51	47	56	59	55	268	38	54	16	
CCATBC M236	SAMUEL JOHNSON	72.8	48	46	50	50	66	260	41	56	15	
CCATBC M204	MISSA BABU	82.66666667	58	61	71	60	56	306	24	38	14	
CCATBC M230	MAHIN KAKKOLLIYIL	77.8	45	48	48	63	57	261	40	48	8	

CCATBC M185	AMAL.V .A	93	56	72	74	78	94	374	2	9	7	
CCATBC M186	ASHNA PAULY	88.6	59	64	55	74	73	325	16	23	7	
CCATBC M221	FEMIN FRANCIS	82	51	49	68	62	51	281	33	40	7	
CCATBC M211	ALAN THOMAS	77.1666 6667	38	46	61	59	48	252	45	51	6	
CCATBC M235	RIZVANA V.N	86.0833 3333	55	63	65	52	71	306	24	29	5	
CCATBC M192	AISWARYA K C	88.6666 6667	62	59	76	61	63	321	18	22	4	
CCATBC M190	SRADHA E J	79.6	47	48	45	52	65	257	43	46	3	
CCATBC M198	ASWATHY N S	88.75	58	64	63	72	64	321	18	21	3	
CCATBC M206	SHEETAL BENNY THEKKEDATH	88.375	66	62	65	55	67	315	21	24	3	
CCATBC M214	ANFIYA. C.S	90.6666 6667	53	65	76	71	67	332	11	14	3	
CCATBC M217	ASWIN BINOY	89.8	66	58	70	62	71	327	14	17	3	
CCATBC M184	ADITHYA KIRAN K S	77.8	50	47	58	42	54	251	46	48	2	
CCATBC M199	ATHUL ADAM PAUL	73.1666 6667	51	49	41	41	43	225	53	55	2	
CCATBC M234	NIVEDITHA DOLLY	86.0833 3333	45	48	81	55	66	295	27	29	2	
CCATBC M222	HISANA P N	96.75	66	67	81	81	85	380	1	2	1	
CCATBC M224	JASEERA C J	95.4166 6667	66	66	75	84	76	367	3	4	1	
CCATBC M225	JASNI P L	94.75	62	65	71	88	80	366	4	5	1	
CCATBC M228	KRISHNAPRASAD K	85.9166 6667	50	53	57	68	55	283	30	31	1	
CCATBC M238	SRAVAN JAYARAJ	72.5	48	36	49	30	22	185	56	57	1	

CCATBC M210	AKSHAY K	78.8	56	52	41	55	43	247	48	47	-1	
CCATBC M239	SWATHI SURESH BABU	94.0833 3333	64	67	76	64	68	339	9	7	-2	
CCATBC M195	ANTONY JOHNY	83.5	53	53	62	50	45	263	39	36	-3	
CCATBC M213	ALEN WILSON	81.9166 6667	50	48	53	59	43	253	44	41	-3	
CCATBC M219	FAHAD SHAH M N	87.1666 6667	52	57	65	54	55	283	30	27	-3	
CCATBC M240	THASNY.K.S	94.0833 3333	57	58	84	60	76	335	10	7	-3	
CCATBC M233	MOHAMMED RIZWAN P A	80.1666 6667	36	39	56	47	57	235	49	45	-4	
CCATBC M205	NOEL VARGHESE M	81.8333 3333	49	44	55	48	52	248	47	42	-5	
CCATBC M191	ADARSH JAYAN	75.5833 3333	45	34	20	35	27	161	58	52	-6	
CCATBC M215	ANLIN V R	86.9166 6667	55	44	63	59	59	280	34	28	-6	
CCATBC M207	YAPHATH JOSHY	91.3333 3333	61	60	70	62	64	317	20	13	-7	
CCATBC M212	ALEN CHEMBAKASSERY	100	61	63	71	70	77	342	8	1	-7	
CCATBC M201	DANY DAVIS	89.9166 6667	63	66	65	52	61	307	23	15	-8	
CCATBC M237	SHELNA SHAJU	94.1666 6667	66	67	64	59	71	327	14	6	-8	
CCATBC M220	FATHIMATH SHIFANA.P.S	95.9166 6667	61	58	72	70	70	331	12	3	-9	
CCATBC M194	ANJITHA V V	89.25	42	56	72	64	58	292	28	18	-10	
CCATBC M196	ARJUN M.A	81.8333 3333	37	31	28	44	35	175	57	42	-15	
CCATBC M218	ELSA TONY	89.1666 6667	49	50	64	65	52	280	34	19	-15	
CCATBC M229	LAKSHMI N S	92.5833 3333	56	55	56	70	66	303	26	11	-15	

CCATBC M209	ABIN A.V	82.9166 6667	53	47	55	22	38	215	54	37	-17	
CCATBC M216	ASNA BAIJU	91.9166 6667	48	55	63	64	60	290	29	12	-17	
CCATBC M227	KIRAN A.R	84.5833 3333	40	49	40	52	45	226	52	35	-17	
CCATBC M193	AMAL BENNY	88.8333 3333	53	46	55	52	53	259	42	20	-22	
CCATBC M202	KRISHNARAJ M R	92.6666 6667	58	61	45	67	51	282	32	10	-22	
CCATBC M232	MOHAMMED ANSIL	87.5833 3333	42	39	57	40	55	233	50	25	-25	
CCATBC M231	MEHIDI NOORDHEEN.V.N	87.4166 6667	54	43	38	24	35	194	55	26	-29	
CCATBC M200	BENJAMIN THOMAS	89.8333 3333	54	43	35	53	44	229	51	16	-35	

- Please get signature from students after mentioning their relative progress
- Result should be intimated to parents (For students with negative progress (less than -10))

Part 2: Comprehensive Result Analysis

Division	Average marks	median	skew	Maximum marks	Std deviation	O	A+	A	B+	B	C	P	F	Incomplete	Total fail	total	Avg internal marks
CC19UENG1A01 Credit : 3 IA Max - 15 ESE Max - 60	54.4	54.5	- 0.21	69	8.35	0	10	13	21	10	4	0	0	0	0	58	12.2
CC19UENG1A02 Credit : 3 IA Max - 15 ESE Max - 60	53.8	53.5	- 0.26	72	9.40	1	11	12	15	14	4	1	0	0	0	58	12.8
Second Language Credit : 4 IA Max - 20 ESE Max - 80	60.9	63	- 0.39	96	14.57	1	0	9	15	18	8	5	0	2	2	58	14.8
CC19UBCM1B01 Credit : 4 IA Max - 20 ESE Max - 80	58.5	59	- 0.50	88	13.35	0	1	4	12	20	13	5	0	3	3	58	14.7
CC19UBCM1C01 Credit : 4 IA Max - 20 ESE Max - 80	59.7	59.5	- 0.25	94	14.45	0	2	7	14	17	9	7	0	2	2	58	14.0

Part 3: Category-wise distribution

	CATEGORY	
Z	Y	X
NIL	NIL	NIL

Part 4: Z-score

CLASS AVERAGE	54.39655172	53.79310345	60.86206897	58.5	59.70689655
SUBJECT	CC19UENG1A01 Credit : 3 IA Max - 15 ESE Max - 60	CC19UENG1A02 Credit : 3 IA Max - 15 ESE Max - 60	Second Language Credit : 4 IA Max - 20 ESE Max - 80	CC19UBCM1B01 Credit : 4 IA Max - 20 ESE Max - 80	CC19UBCM1C01 Credit : 4 IA Max - 20 ESE Max - 80
ADITHYA KIRAN K S	-5	-7	-2	-12	-4
AMAL.V .A	2	19	9	15	24
ASHNA PAULY	6	11	-4	12	9
CHRISTO THOMAS	6	0	-9	9	13
JANE MARY ANTONY	3	-1	24	-3	2
MATHEW MOOTHEDAN	17	-4	10	3	9
SRADHA E J	-9	-6	-11	-5	4
ADARSH JAYAN	-11	-21	-28	-18	-23

AISWARYA K C	9	6	10	2	2
AMAL BENNY	-2	-8	-4	-5	-5
ANJITHA V V	-15	2	8	4	-1
ANTONY JOHNY	-2	-1	1	-6	-10
ARJUN M.A	-21	-24	-23	-11	-17
ASWATHI.P.S	2	11	15	12	4
ASWATHY N S	4	11	1	10	3
ATHUL ADAM PAUL	-4	-5	-14	-13	-12
BENJAMIN THOMAS	0	-11	-18	-4	-11
DANY DAVIS	10	13	3	-5	1
KRISHNARAJ M R	4	8	-11	6	-6
LAKSHMI PRIYA A.S	-9	2	-1	-3	-2
MISSA BABU	4	8	7	1	-3
NOEL VARGHESE M	-6	-10	-4	-8	-5
SHEETAL BENNY THEKKEDATH	14	9	3	-3	5
YAPHATH JOSHY	8	7	6	3	3
AARATHI JAYADEV T	17	11	5	8	13
ABIN A.V	-2	-7	-4	-27	-15
AKSHAY K	2	-2	-14	-3	-12
ALAN THOMAS	-20	-8	0	0	-8
ALEN CHEMBAKASSERY	8	10	7	9	12
ALEN WILSON	-5	-6	-5	0	-12
ANFIYA. C.S	-2	12	10	9	5
ANLIN V R	1	-10	1	0	0
ASNA BAIJU	-8	1	1	4	0
ASWIN BINOY	14	4	6	3	8
ELSA TONY	-6	-4	2	5	-5
FAHAD SHAH M N	-3	3	3	-3	-3
FATHIMATH SHIFANA.P.S	8	4	8	9	7
FEMIN FRANCIS	-4	-5	5	3	-6
HISANA P N	14	14	14	17	18

I H MOHAMED HARSHAK	15	-5	-9	0	-3
JASEERA C J	14	13	10	19	11
JASNI P L	9	12	7	22	14
JERALD WINSE	-4	-7	-3	0	-3
KIRAN A.R	-17	-5	-14	-5	-10
KRISHNAPRASAD K	-5	-1	-3	7	-3
LAKSHMI N S	2	1	-3	9	4
MAHIN KAKKOLLIYIL	-11	-6	-9	3	-2
MEHIDI NOORDHEEN.V.N	0	-11	-16	-26	-17
MOHAMMED ANSIL	-15	-16	-3	-14	-3
MOHAMMED RIZWAN P A	-22	-16	-3	-9	-2
NIVEDITHA DOLLY	-11	-6	14	-3	4
RIZVANA V.N	1	10	3	-5	8
SAMUEL JOHNSON	-8	-8	-7	-6	4
SHELNA SHAJU	14	14	2	0	8
SRAVAN JAYARAJ	-8	-19	-8	-21	-26
SWATHI SURESH BABU	11	14	10	4	6
THASNY.K.S	3	4	16	1	11
V LAKSHMY	13	9	8	9	16

12. B.Com. Professional

Part 1: Individual Student Result

Pass percentage: 84.21%

BCOM PROFESSIONAL												
REG NO	NAME	PLUS TWO	CC17UENG1A01	Second Language	CC17UBCP1B01	CC17UBCP1B02	CC17UBCP1B03	TOTAL	RANK FIRST SEM	RANK PLUS TWO	RELATIVE PROGRESSES	SIGNATURE
CCATBCP003	CATHARINE NELSON	87.00	76	82	90	75	88	411	5	27	22	
CCATBCP037	SANJAY SUNIL	86.80	75	60	84	66	94	379	14	28	14	
CCATBCP011	AISWARYA LAKSHMI	87.60	67	87	82	77	72	385	13	24	11	
CCATBCP004	JUSTIN VARGHESE	79.40	50	67	80	57	77	331	25	35	10	
CCATBCP014	AALIYA SEETHY	92.80	79	72	92	82	95	420	3	9	6	
CCATBCP002	BLESSY SEBASTIAN	90.67	80	86	79	70	86	401	9	14	5	
CCATBCP005	LITTY ROSE ARANGASSERY	93.40	75	92	90	78	96	431	1	6	5	
CCATBCP008	AADHYA M D	92.20	79	77	82	83	88	409	6	11	5	
CCATBCP013	JINSO A S	88.50	77	75	70	56	93	371	17	22	5	
CCATBCP006	NIYA AVARAN HOBY	74.75	42	69	50	35	63	259	33	37	4	

CCATBCP01 9	ALISHA SEETHY	93.0 0	76	74	90	84	95	419	4	8	4	
CCATBCP02 6	ASWIN V NAIR	76.0 0	41	55	61	50	61	268	32	36	4	
CCATBCP03 2	MOHAMED SHABIR	81.2 0	66	51	69	50	38	274	30	33	3	
CCATBCP03 4	NIKITHA JOSE	90.0 0	76	67	81	79	87	390	12	15	3	
CCATBCP03 6	SANIKA KODAKKATTIL SUDHI	87.5 8	79	53	77	75	69	353	22	25	3	
CCATBCP00 7	VISMAYA M S	82.3 3	53	64	67	50	64	298	29	31	2	
CCATBCP01 2	JINS JAMES MACHINGAL	85.4 2	63	68	70	57	66	324	27	29	2	
CCATBCP01 6	ABINAV GANESH	63.6 7	50	50	28	10	28	166	38	38	0	
CCATBCP03 3	NADHIYA CA	88.9 2	81	70	81	59	64	355	21	21	0	
CCATBCP02 3	ANN MINNU	98.5 0	83	78	94	82	84	421	2	1	-1	
CCATBCP02 9	HARIKRISHNA . P.S.	79.8 3	42	58	70	41	40	251	35	34	-1	
CCATBCP03 1	KRIPA KURIYAKOSE	93.0 8	81	73	88	72	91	405	8	7	-1	
CCATBCP03 5	SANGAMESH MENON	87.8 3	77	71	69	59	55	331	25	23	-2	
CCATBCP00 1	ASHISH C A	89.9 2	64	78	87	55	79	363	19	16	-3	
CCATBCP01 0	AGHILA GEORLY	94.8 3	80	81	78	77	92	408	7	4	-3	
CCATBCP02 8	FATHIMA FARHANA	91.0 0	66	69	86	62	89	372	16	13	-3	
CCATBCP01 7	AKSHAY. C. S	89.0 8	71	57	81	50	87	346	24	20	-4	

CCATBCP009	ADITHYA SURYAN	81.42	60	-	71	35	71	237	37	32	-5
CCATBCP018	ALAY GIREESH	89.58	60	66	81	72	68	347	23	18	-5
CCATBCP021	ANEENA BABU	92.50	68	74	84	75	77	378	15	10	-5
CCATBCP024	ASWANDH P A	84.80	40	50	60	51	50	251	35	30	-5
CCATBCP022	ANEENA SHAJU	91.60	64	70	88	58	87	367	18	12	-6
CCATBCP030	JISNA JIMMY	97.75	65	76	93	77	90	401	9	2	-7
CCATBCP025	ASWIN T.B	95.83	71	70	81	78	97	397	11	3	-8
CCATBCP038	SHON POLY	87.42	60	50	66	50	32	258	34	26	-8
CCATBCP027	DILSON JOHN	89.60	57	67	70	62	50	306	28	17	-11
CCATBCP015	ABIN SAJ	89.40	60	51	73	36	52	272	31	19	-12
CCATBCP020	ANAINA BOBI	94.00	67	71	69	62	89	358	20	5	-15

- Please get signature from students after mentioning their relative progress
- Result should be intimated to parents (For students with negative progress (less than -10))

Part 2: Comprehensive Result Analysis

Division	Average marks	median	skew	Maximum marks	Std deviation	A+	A	B	C	D	E	FAIL	total	Avg internal marks
CC17UENG1A01 Credit : 3 IA Max - 20 ESE Max - 80	66.55	67	0.64	83	12.11	0	0	5	12	13	4	4	38	15.39
Second Language Credit : 4 IA Max - 20 ESE Max - 80	68.54	70	0.15	92	10.98	0	1	4	14	9	9	1	38	14.32
CC17UBCP1B01 Credit : 4 IA Max - 20 ESE Max - 80	76.63	80.5	1.55	94	13.02	0	6	14	9	7	1	1	38	16.50
CC17UBCP1B02 Credit : 4 IA Max - 20 ESE Max - 80	61.87	62	0.83	84	16.96	0	0	5	11	4	12	6	38	16.79
CC17UBCP1B03 Credit : 4 IA Max - 20 ESE Max - 80	74.03	80.5	0.79	97	19.49	4	5	10	4	7	3	5	38	16.92

Part 3: Category-wise distribution

	CATEGORY	
Z	Y	X
NIL	CC17UBCP1B02 Credit : 4 IA Max - 20 ESE Max - 80	NIL
	CC17UBCP1B03 Credit : 4 IA Max - 20 ESE Max - 80	

Part 4: Z-score

CLASS AVERAGE	66.55263158	68.54054054	76.63157895	61.86842105	74.02631579
SUBJECT	CC17UENG1A01 Credit : 3 IA Max - 20 ESE Max - 80	Second Language Credit : 4 IA Max - 20 ESE Max - 80	CC17UBCP1B01 Credit : 4 IA Max - 20 ESE Max - 80	CC17UBCP1B02 Credit : 4 IA Max - 20 ESE Max - 80	CC17UBCP1B03 Credit : 4 IA Max - 20 ESE Max - 80
ASHISH C A	-2	9	8	-2	6
BLESSY SEBASTIAN	11	16	2	5	6
CATHARINE NELSON	8	12	10	8	7
JUSTIN VARGHESE	-14	-1	3	-3	2
LITTY ROSE ARANGASSERY	7	21	10	10	11
NIYA AVARAN HOBY	-20	0	-20	-16	-6
VISMAYA M S	-11	-4	-7	-7	-5
AADHYA M D	10	8	4	12	7
ADITHYA SURYAN	-5	#VALUE!	-4	-16	-2
AGHILA GEORLY	11	11	1	9	9
AISWARYA LAKSHMI	0	17	4	9	-1
JINS JAMES MACHINGAL	-3	0	-5	-3	-4
JINSO A S	9	6	-5	-3	10
AALIYA SEETHY	10	3	12	12	11
ABIN SAJ	-5	-16	-3	-15	-11
ABINAV GANESH	-14	-17	-37	-31	-24
AKSHAY. C. S	4	-11	3	-11	7
ALAY GIREESH	-5	-2	3	6	-3
ALISHA SEETHY	8	5	10	13	11
ANAINA BOBI	0	2	-6	0	8
ANEENA BABU	1	5	6	8	2
ANEENA SHAJU	-2	1	9	-2	7
ANN MINNU	14	9	13	12	5

ASWANDH P A	-22	-17	-13	-6	-15
ASWIN T.B	4	1	3	13	12
ASWIN V NAIR	-14	-12	-12	-7	-7
DILSON JOHN	-8	-1	-5	0	-12
FATHIMA FARHANA	0	0	7	0	8
HARIKRISHNA. P.S.	-20	-10	-5	-12	-17
JISNA JIMMY	-1	7	13	9	8
KRIPA KURIYAKOSE	12	4	9	6	9
MOHAMED SHABIR	0	-16	-6	-7	-14
NADHIYA CA	12	1	3	-2	-5
NIKITHA JOSE	8	-1	3	10	7
SANGAMESH MENON	9	2	-6	-2	-10
SANIKA KODAKKATTIL SUDHI	10	-14	0	8	-3
SANJAY SUNIL	7	-1	6	2	10
SHON POLY	-5	-17	-8	-7	-22

13. B.Sc. Chemistry

Part 1: Individual Student Result

Pass percentage: 83.72%

BSC CHEMISTRY 2019 ADMISSION												
NAME	PLUS TWO MARKS	CC19UEN G 1A01	CC19UEN G 1A02	Second Language	CC19UCH E 1B01	CC19UPH Y 1C01	CC19UMT S 1C01	TOTAL	SEM 1RANK	PLUS TWO RANK	RELATIVE PROGRESS	SIGNATURE
NAVYA K SINTHO	88.6	72	66	68	63	58	48	375	16	35	19	
CILJA SUNNY	95.08333333	64	68	96	73	60	50	411	3	21	18	
ANN MARIA SYMON	87.91666667	58	65	95	59	53	38	368	20	36	16	
ANGEL ROSE I B	90.75	68	64	90	65	53	35	375	16	31	15	
ASHIKA K M	87.2	66	58	77	64	39	52	356	24	38	14	
AMAYA JOHNS	95.25	68	63	90	74	59	46	400	7	20	13	
ANUKRISHNA K U	87.33333333	65	62	69	65	48	38	347	27	37	10	
AYANA C.B	92.41666667	69	57	79	70	56	39	370	19	28	9	
ARYA BIJU	95.66666667	59	66	90	71	57	56	399	8	16	8	
AGNES P J	96.58333333	72	65	93	72	64	61	427	2	9	7	
HELEN ROSE J	96	67	68	91	66	64	48	404	5	12	7	
KEERTHANA T.M	92.75	56	59	79	72	61	41	368	20	27	7	
CHRISTIYA JOHNSON	95.33333333	58	67	74	71	56	62	388	12	19	7	
ANNA THOMAS	94.66666667	63	61	95	57	51	51	378	15	22	7	
NAYANA S	89.5	61	57	68	67	54	29	336	29	34	5	
KAUSALYA M	81.33333333	63	55	82	36	28	26	290	38	42	4	
ANAINA FRANCY CHAZHOOR	91.2	60	64	71	68	50	40	353	26	30	4	
GOKULA VENU	96.5	65	72	89	69	63	43	401	6	10	4	
ANU JOY	85.66666667	53	65	65	52	39	26	300	36	39	3	

PADMINI C MENON	95.83333333	69	63	85	66	65	40	388	12	15	3
SANIGA SURESH	89.58333333	61	59	90	55	41	26	332	31	33	2
ATHIRA MADHUSOODANAN	96.16666667	68	54	90	61	64	53	390	10	11	1
FAREEDUDEEN P	82	52	58	73	50	37	19	289	39	40	1
GEETHANJALY T	98	66	75	97	73	67	72	450	1	2	1
ANAGHA KIZHAKKUMTHALA	94.5	62	64	94	59	40	37	356	24	24	0
MUHAMMED RIJAZ P T	69.58333333	42	39	56	35	28	16	216	43	43	0
AMAL V M	81.91666667	38	33	60	34	35	26	226	42	41	-1
ALSIYA NAVAS	97.08333333	58	62	81	74	66	56	397	9	7	-2
GREESHMA E	89.8	55	49	79	62	40	32	317	34	32	-2
STENY JAMES	96	63	62	78	74	46	62	385	14	12	-2
ARYA P D	91.5	64	55	83	44	42	41	329	32	29	-3
DIYA RAJ	98.33333333	69	65	94	67	65	49	409	4	1	-3
HARICHANDANA K A	95.5	60	62	81	59	50	53	365	22	17	-5
AISWARYA LAKSHMI	94.66666667	65	53	64	50	45	59	336	29	22	-7
KIRAN N	97.83333333	68	58	84	71	64	45	390	10	3	-7
ANJALY V NAIR	93.83333333	47	61	86	55	38	33	320	33	25	-8
SANDHRA MARIA V.S	96.66666667	63	69	90	65	43	41	371	18	8	-10
ANAMIKA VIDHYANANDAN	95.5	59	53	81	57	56	39	345	28	17	-11
ANN MARY JOY	93.58333333	58	58	55	52	29	42	294	37	26	-11
ATHIRA B	97.25	66	60	74	66	49	45	360	23	6	-17
LEEN MARIYA SHAJU	95.91666667	59	63	51	64	33	35	305	35	14	-21
KAVYA K S	97.66666667	53	35	64	48	44	39	283	41	5	-36
SNANIYA V U	97.75	63	53	75	32	45	18	286	40	4	-36

- Please get signature from students after mentioning their relative progress
- Result should be intimated to parents (For students with negative progress (less than -10))

Part 2: Comprehensive Result Analysis

Division	Average marks	median	skew	Maximum marks	Std deviation	O	A +	A	B +	B	C	P	F	Incomplete	Total Fail	total	Avg internal marks
CC19UENG1A0 1 Credit : 3 IA Max - 15 ESE Max - 60	61.3	63	-1.25	72	7.29	2	16	17	5	2	1	0	0	0	0	43	11.6
CC19UENG1A0 2 Credit : 3 IA Max - 15 ESE Max - 60	59.7	62	-1.43	75	8.55	2	13	18	7	0	2	1	0	0	0	43	14.0
Second Language Credit : 4 IA Max - 20 ESE Max - 80	79.7	81	-0.57	97	12.23	4	13	12	8	5	1	0	0	0	0	43	17.3
CC19UCHE1B0 1 Credit : 2 IA Max - 15 ESE Max - 60	60.6	64	-1.05	74	11.54	7	16	8	6	2	3	1	0	0	0	43	13.6
CC19UPHY1C0 1 Credit : 2 IA Max - 15 ESE Max - 60	49.9	50	-0.23	67	11.43	0	8	6	10	7	8	4	0	0	0	43	12.0

CC19UMTS1C0 1 Credit : 3 IA Max - 15 ESE Max - 60	42.02325581	41	0.00825823	7	72	12.6613178	7	1	0	4	8	7	3	3	0	7	7	43	12.39534884
---------------------------------------------------------------	-------------	----	------------	---	----	------------	---	---	---	---	---	---	---	---	---	---	---	----	-------------

Part 3: Category-wise distribution

	CATEGORY	
Z	Y	X
CC19UMTS1C01 Credit : 3 IA Max - 15 ESE Max - 60	NIL	NIL

Part 4: Z-score

CLASS AVERAGE	61.27906977	59.65116279	79.6744186	60.62790698	49.88372093	42.02326
SUBJECT	CC19UENG1A01 Credit : 3 IA Max - 15 ESE Max - 60	CC19UENG1A02 Credit : 3 IA Max - 15 ESE Max - 60	Second Language Credit : 4 IA Max - 20 ESE Max - 80	CC19UCHE1B01 Credit : 2 IA Max - 15 ESE Max - 60	CC19UPHY1C01 Credit : 2 IA Max - 15 ESE Max - 60	CC19UMTS1C01 Credit : 3 IA Max - 15 ESE Max - 60
AGNES P J	15	6	11	10	12	15
AISWARYA LAKSHMI	5	-8	-13	-9	-4	13
AMAL V M	-32	-31	-16	-23	-13	-13
ANAMIKA VIDHYANANDAN	-3	-8	1	-3	5	-2
ANU JOY	-11	6	-12	-7	-10	-13
ANUKRISHNA K U	5	3	-9	4	-2	-3
ATHIRA MADHUSOODANAN	9	-7	8	0	12	9
AYANA C.B	11	-3	-1	8	5	-2
FAREEDUDEEN P	-13	-2	-5	-9	-11	-18
HARICHANDANA K A	-2	3	1	-1	0	9
HELEN ROSE J	8	10	9	5	12	5
KAUSALYA M	2	-5	2	-21	-19	-13
KEERTHANA T.M	-7	-1	-1	10	10	-1
KIRAN N	9	-2	4	9	12	2
PADMINI C MENON	11	4	4	5	13	-2
SANDHRA MARIA V.S	2	11	8	4	-6	-1
SANIGA SURESH	0	-1	8	-5	-8	-13
ALSIYA NAVAS	-4	3	1	12	14	11

AMAYA JOHNS	9	4	8	12	8	3
ANAGHA KIZHAKKUMTHALA	1	5	12	-1	-9	-4
ANAINA FRANCY CHAZHOOR	-2	5	-7	6	0	-2
ANJALY V NAIR	-20	2	5	-5	-10	-7
ANN MARIA SYMON	-4	6	13	-1	3	-3
ARYA BIJU	-3	7	8	9	6	11
ASHIKA K M	6	-2	-2	3	-10	8
ATHIRA B	6	0	-5	5	-1	2
CHRISTIYA JOHNSON	-4	9	-5	9	5	16
CILJA SUNNY	4	10	13	11	9	6
GEETHANJALY T	6	18	14	11	15	24
GOKULA VENU	5	14	8	7	11	1
GREESHMA E	-9	-12	-1	1	-9	-8
KAVYA K S	-11	-29	-13	-11	-5	-2
MUHAMMED RIJAZ P T	-26	-24	-19	-22	-19	-21
NAYANA S	0	-3	-10	6	4	-10
SNANIYA V U	2	-8	-4	-25	-4	-19
ANGEL ROSE I B	9	5	8	4	3	-6
ANN MARY JOY	-4	-2	-20	-7	-18	0
ANNA THOMAS	2	2	13	-3	1	7
ARYA P D	4	-5	3	-14	-7	-1
DIYA RAJ	11	6	12	6	13	6
LEEN MARIYA SHAJU	-3	4	-23	3	-15	-6
NAVYA K SINTHO	15	7	-10	2	7	5
STENY JAMES	2	3	-1	12	-3	16

14. B.Sc. CS

Part 1: Individual Student Result

Pass percentage: 51.43%

BSC COMP SCIENCE													
REG NO	NAME	PLU S TW O	CC19UENG1 A01	CC19UENG1 A02	Second Langua ge	CC19UBCS1 B01	CC19UMTS1 C01	CC19USTA1 C01	TOT AL	RAN K FIRS T SEM	RAN K PLU S TW O	RELATIV E PROGRE SS	SIGNATU RE
CCATSCSO 23	EMMANUEL MAVELY	76.4 0	65	62	63	57	43	41	331	9	23	14	
CCATSCSO 01	AJAY TONY	82.8 0	58	57	64	68	47	45	339	3	13	10	
CCATSCSO 05	ABHILASH M	75.4 0	68	43	50	40	37	36	274	19	26	7	
CCATSCSO 08	ATHUL PAULY	76.6 7	54	51	61	59	22	39	286	15	22	7	
CCATSCSO 11	HANEENA PUNNILATH SHARAFUDE EN	64.0 0	56	54	43	36	37	29	255	24	31	7	
CCATSCSO 04	VISAL M S	82.4 0	65	61	57	51	48	40	322	10	16	6	
CCATSCSO 13	SNEHA K S	80.2 5	54	43	77	47	27	41	289	14	20	6	
CCATSCSO 34	VAISHNAV M G	81.6 0	62	54	52	59	43	28	298	12	18	6	

CCATSCSO 09	CHRISTY JOSE	63.6 9	58	27	48	27	20	27	207	28	33	5
CCATSCSO 26	JOSMIA JOSE	84.1 7	62	59	67	57	37	52	334	5	9	4
CCATSCSO 18	ALJO BABU	75.9 2	58	50	70	35	17	34	264	22	25	3
CCATSCSO 22	DEVU REGHUNATH	84.4 2	60	52	74	66	38	44	334	5	8	3
CCATSCSO 06	ABHISHEK K V	87.4 2	56	62	69	68	33	50	338	4	5	1
CCATSCSO 14	SREELAKSH MI K R	82.6 7	64	46	62	48	27	43	290	13	14	1
CCATSCSO 16	VISHNUPRIY A P RAVINDRAN	90.7 5	66	65	85	57	44	66	383	1	2	1
CCATSCSO 19	ASHKAR MOHAN	54.9 2	46	27	41	18	10	27	169	33	34	1
CCATSCSO 28	MARIYA PAUL	77.9 2	58	43	50	57	34	28	270	20	21	1
CCATSCSO 29	MOHAMME D AFLEH CM	88.4 2	59	56	67	69	38	62	351	2	3	1
CCATSCSO 31	NARAYANAN K	74.0 0	50	29	57	47	17	18	218	27	28	1
CCATSCSO 17	ABHISHEK. A.R	47.8 3	33	30	46	22	-	-	131	35	35	0
CCATSCSO 21	BINIL V B	85.6 7	58	49	73	60	30	63	333	7	7	0
CCATSCSO 25	JOJO VARGHESE	70.6 7	42	29	51	37	12	9	180	30	30	0
CCATSCSO 07	ADHINKRISH NA M U	76.0 0	45	40	52	46	27	18	228	25	24	-1
CCATSCSO 35	VARADHA SURESH	64.0 0	34	32	55	19	15	17	172	32	31	-1
CCATSCSO 27	MANUKRISH NA .K .M	74.4 2	45	18	47	38	19	20	187	29	27	-2

CCATSCSO 33	SUPRIYA P S	70.8 8	35	28	62	21	13	17	176	31	29	-2
CCATSCSO 20	AUSTIN ANTONY	81.7 5	57	39	55	53	28	38	270	20	17	-3
CCATSCSO 03	JULIA TOM	91.1 7	63	71	66	61	27	45	333	7	1	-6
CCATSCSO 24	GODWIN JOY	83.0 8	55	48	60	50	31	35	279	18	12	-6
CCATSCSO 30	MOHAMME D SHAFIL. V.N	83.5 8	54	48	58	51	27	42	280	17	11	-6
CCATSCSO 02	ALEX TOM CHETTUPUZ HA	84.1 7	64	43	66	58	19	32	282	16	9	-7
CCATSCSO 15	SREELAKSH MI P S	88.4 0	60	58	64	49	36	54	321	11	4	-7
CCATSCSO 32	PRETTO PAUL THEKKUDAN	82.4 2	53	41	55	42	38	27	256	23	15	-8
CCATSCSO 12	JISMY JOSE	80.7 5	41	34	22	36	12	16	161	34	19	-15
CCATSCSO 10	EDWIN SHIBU	86.7 5	57	35	43	41	20	29	225	26	6	-20

- Please get signature from students after mentioning their relative progress
- Result should be intimated to parents (For students with negative progress (less than -10))

Part 2: Comprehensive Result Analysis

Division	Average marks	median	skew	Maximum marks	Std deviation	O	A +	A	B +	B	C	P	F	Incomplete	Total fail	total	Avg internal marks
CC19UENG1A01 Credit : 3 IA Max - 15 ESE Max - 60	54.7	57	-0.95	68	9.29	0	6	13	8	4	3	1	0	0	0	35	12.3
CC19UENG1A02 Credit : 3 IA Max - 15 ESE Max - 60	45.2	46	-0.12	71	13.07	0	2	6	7	7	5	5	0	3	3	35	13.1
Second Language Credit : 4 IA Max - 20 ESE Max - 80	58.1	58	-0.44	85	12.06	0	1	1	8	3	8	3	0	1	1	35	14.2
CC19UBCS1B01 Credit : 3 IA Max - 15 ESE Max - 60	47.2	49	-0.48	69	14.19	0	4	9	5	5	7	0	0	5	5	35	12.0
CC19UMTS1C01 Credit : 3 IA Max - 15 ESE Max - 60	29.3	28	-0.09	48	10.41	0	0	0	0	5	8	5	0	17	17	35	10.7

CC19USTA1C01 Credit : 3 IA Max - 15 ESE Max - 60	35.67647059	35.5	0.30435394 5	66	14.1971413 9	0	1	2	3	5	8	6	0	10	10	35	10.88571429
-----------------------------------------------------------	-------------	------	-----------------	----	-----------------	---	---	---	---	---	---	---	---	----	----	----	-------------

Part 3: Category-wise distribution

	CATEGORY	
Z	Y	X
CC19UMTS1C01 Credit : 3 IA Max - 15 ESE Max - 60	NIL	NIL
CC19USTA1C01 Credit : 3 IA Max - 15 ESE Max - 60		

Part 4: Z-score

CLASS AVERAGE	54.71428571	45.2	58.05714286	47.22857143	29.26470588	35.67647
SUBJECT	CC19UENG1A01 Credit : 3 IA Max - 15 ESE Max - 60	CC19UENG1A02 Credit : 3 IA Max - 15 ESE Max - 60	Second Language Credit : 4 IA Max - 20 ESE Max - 80	CC19UBCS1B01 Credit : 3 IA Max - 15 ESE Max - 60	CC19UMTS1C01 Credit : 3 IA Max - 15 ESE Max - 60	CC19USTA1C01 Credit : 3 IA Max - 15 ESE Max - 60
AJAY TONY	4	9	5	15	17	7
ALEX TOM CHETTUPUZHA	10	-2	7	8	-7	-3
JULIA TOM	9	20	7	10	-3	7
VISAL M S	11	12	-1	3	18	3
ABHILASH M	14	-2	-7	-5	7	0
ABHISHEK K V	1	13	9	15	4	10
ADHINKRISHNA M U	-10	-4	-5	-1	-3	-12
ATHUL PAULY	-1	4	2	8	-1	2
CHRISTY JOSE	4	-15	-8	-15	-9	-7
EDWIN SHIBU	2	-8	-12	-4	-4	-5
HANEENA PUNNILATH SHARAFUDEEN	1	7	-12	-8	7	-5
JISMY JOSE	-15	-9	-30	-8	-17	-14
SNEHA K S	-1	-2	16	0	-3	4
SREELAKSHMI K R	10	1	3	1	-3	5
SREELAKSHMI P S	6	10	5	1	6	13
VISHNUPRIYA P RAVINDRAN	12	15	22	7	14	21
ABHISHEK. A.R	-23	-12	-10	-15	#VALUE!	#VALUE!
ALJO BABU	4	4	10	-9	-4	-1
ASHKAR MOHAN	-9	-15	-14	-21	-18	-6
AUSTIN ANTONY	2	-5	-3	4	-1	2
BINIL V B	4	3	12	9	1	19

DEVU REGHUNATH	6	5	13	13	8	6
EMMANUEL MAVELY	11	13	4	7	13	4
GODWIN JOY	0	2	2	2	2	0
JOJO VARGHESE	-14	-12	-6	-7	-17	-19
JOSMIA JOSE	8	11	7	7	7	11
MANUKRISHNA .K .M	-10	-21	-9	-7	-10	-11
MARIYA PAUL	4	-2	-7	7	5	-5
MOHAMMED AFLEH CM	5	8	7	15	8	19
MOHAMMED SHAFIL. V.N	-1	2	0	3	-3	4
NARAYANAN K	-5	-12	-1	0	-7	-10
PRETTO PAUL THEKKUDAN	-2	-3	-3	-4	8	-7
SUPRIYA P S	-21	-13	3	-18	-16	-13
VAISHNAV M G	8	7	-5	8	13	-5
VARADHA SURESH	-22	-10	-3	-20	-14	-13

15. B.Sc. CSHM

Part 1: Individual Student Result

Pass percentage: 66.67%

CATERING SCIENCE AND HOTEL MANAGEMENT													
REG NO	NAME	PLU S TW O	CC19UENG1 A01	CC19UENG1 A02	Second Langua ge	CC19UBSH1B 01	CC19UBSH1C 01	CC19UBSH1C 02	TOTA L	RAN K FIRS T SEM	RAN K PLU S TW O	RELATIV E PROGRE SS	SIGNATU RE
CCATSCTO 29	MOHAMED SALIH O S	55.0 8	43	47	42	67	52	45	296	10	32	22	
CCATSCTO 23	KEVIN PAUL	54.1 7	53	42	51	58	40	44	288	14	35	21	
CCATSCTO 04	ADITHYAN P S	55.0 8	49	44	22	57	53	54	279	15	32	17	
CCATSCTO 32	NIRANDAS P	60.1 7	56	45	61	62	45	45	314	8	23	15	
CCATSCTO 34	NITHIN THOMAS	60.0 8	55	38	43	66	46	54	302	9	24	15	
CCATSCTO 01	ABHINAV	52.7 5	55	34	26	54	32	39	240	24	38	14	
CCATSCTO 27	MAXWIN VARGHESE	62.2 0	56	45	51	68	54	59	333	6	18	12	
CCATSCTO 36	RAHUL K.S	51.7 5	42	21	38	48	44	39	232	28	39	11	
CCATSCTO 03	ADARSH AJAYAN	55.8 3	36	35	41	50	45	28	235	25	31	6	

CCATSCTO 06	AKSHAY P.D	64.0 8	48	36	38	71	52	51	296	10	14	4
CCATSCTO 08	ALWIN SHAJAN	62.1 7	51	42	41	58	42	38	272	16	19	3
CCATSCTO 35	PRESTIN JOSE	76.8 3	61	65	72	60	58	66	382	2	5	3
CCATSCTO 25	MANAV M S	60.0 0	50	22	56	49	30	36	243	23	25	2
CCATSCTO 26	MANU FRANCIS	79.5 0	59	52	89	71	55	56	382	2	4	2
CCATSCTO 39	VINAYAK.S. S	67.1 7	60	38	70	59	49	53	329	7	9	2
CCATSCTO 14	DANIEL THOMAS	53.4 2	41	17	24	39	35	33	189	36	37	1
CCATSCTO 30	MOHAMM ED SHANIS	60.3 3	52	30	44	58	39	41	264	19	20	1
CCATSCTO 05	AKHIL THOMAS	56.5 8	33	35	27	46	44	45	230	29	29	0
CCATSCTO 19	HARIDEV M.S	60.2 5	49	27	17	53	53	46	245	22	22	0
CCATSCTO 21	JOSEPH M J	60.2 9	44	30	41	54	39	43	251	21	21	0
CCATSCTO 16	DINO THOMAS	89.6 7	64	61	82	76	62	62	407	1	1	0
CCATSCTO 24	KIRAN DAVIS	63.6 0	57	40	42	52	37	41	269	17	16	-1
CCATSCTO 17	E M ABHISHEK	83.4 2	59	50	57	75	63	64	368	4	2	-2
CCATSCTO 31	NAMBILLY BABITHA BHUVANAN	82.6 7	68	47	76	78	43	47	359	5	3	-2
CCATSCTO 22	JOSEPH.P A	69.6 7	47	39	67	52	43	48	296	10	7	-3
CCATSCTO 09	ARJUN RICH E. S	54.6 7	38	27	14	43	30	32	184	38	34	-4

CCATSCTO 13	CHANDRAJI TH V S	54.1 7	31	16	9	36	27	20	139	39	35	-4
CCATSCTO 07	ALAN DAVIS	71.4 4	51	48	29	63	53	52	296	10	6	-4
CCATSCTO 38	SWAGATH P R	59.3 3	51	13	13	50	48	42	217	31	27	-4
CCATSCTO 18	GOVARDHA N N RAJENDRA N	56.3 3	40	27	14	45	35	40	201	35	30	-5
CCATSCTO 37	STENIL K T	58.0 0	42	21	39	45	27	33	207	33	28	-5
CCATSCTO 15	DENSIL DENNY	59.4 2	40	27	16	51	37	34	205	34	26	-8
CCATSCTO 10	ARJUN SAJEEV	65.8 3	55	29	39	61	46	38	268	18	10	-8
CCATSCTO 12	BELGIN BIJU	64.4 2	37	32	36	62	45	45	257	20	12	-8
CCATSCTO 20	JELITIN JOSE	64.7 5	36	22	41	49	41	45	234	26	11	-15
CCATSCTO 28	MEGHNA SABINA NANCY SUDHAKAR AN	63.8 0	45	22	40	35	39	27	208	32	15	-17
CCATSCTO 33	NITHIN OUSEPH	64.4 2	42	27	24	46	37	42	218	30	12	-18
CCATSCTO 11	AVIN TONY	67.9 2	35	29	40	55	37	37	233	27	8	-19
CCATSCTO 02	ADAM JOSEPH AVARACHA N	63.5 0	43	22	11	44	28	38	186	37	17	-20

- Please get signature from students after mentioning their relative progress
- Result should be intimated to parents (For students with negative progress (less than -10))

Part 2: Comprehensive Result Analysis

Division	Average marks	median	skew	Maximum marks	Std deviation	O	A +	A	B +	B	C	P	F	Incomplete	Total fail	total	Avg internal marks
CC19UENG1A0 1 Credit : 3 IA Max - 15 ESE Max - 60	48.1	49	0.09	68	9.17	0	2	5	1 3	9	8	2	0	0	0	39	10.3
CC19UENG1A0 2 Credit : 3 IA Max - 15 ESE Max - 60	34.8	34	0.49	65	11.89	0	1	1	2	8	8	7	0	12	12	39	10.3
Second Language Credit : 4 IA Max - 20 ESE Max - 80	40.8	40	0.53	89	20.07	0	1	2	3	3	2	1 5	0	13	13	39	11.2
CC19UBSH1B0 1 Credit : 4 IA Max - 20 ESE Max - 80	55.5	54	0.24	78	10.80	0	0	3	5	1 1	5	5	0	0	0	39	14.4
CC19UBSH1C0 1 Credit : 3 IA Max - 15 ESE Max - 60	43.2	43	0.12	63	9.46	0	0	3	8	1 1	1	4	0	2	2	39	11.5

CC19UBSH1C0 2 Credit : 3 IA Max - 15 ESE Max - 60	43.61538462	43	0.17780717 9	66	10.2022066	4	0	2	2	6	1 2	1 1	4	0	2	2	39	10.76923077
---------------------------------------------------------------	-------------	----	-----------------	----	------------	---	---	---	---	---	--------	--------	---	---	---	---	----	-------------

Part 3: Category-wise distribution

	CATEGORY	
Z	Y	X
CC19UENG1A02 Credit : 3 IA Max - 15 ESE Max - 60	CC19UBSH1C02 Credit : 3 IA Max - 15 ESE Max - 60	Second Language Credit : 4 IA Max - 20 ESE Max - 80

Part 4: Z-score

CLASS AVERAGE	48.05128205	34.79487179	40.84615385	55.53846154	43.15384615	43.61538
SUBJECT	CC19UENG1A01 Credit : 3 IA Max - 15 ESE Max - 60	CC19UENG1A02 Credit : 3 IA Max - 15 ESE Max - 60	Second Language Credit : 4 IA Max - 20 ESE Max - 80	CC19UBSH1B01 Credit : 4 IA Max - 20 ESE Max - 80	CC19UBSH1C01 Credit : 3 IA Max - 15 ESE Max - 60	CC19UBSH1C02 Credit : 3 IA Max - 15 ESE Max - 60
ABHINAV	8	-1	-7	-1	-12	-5
ADAM JOSEPH AVARACHAN	-6	-7	-15	-11	-16	-6
ADARSH AJAYAN	-13	0	0	-5	2	-15
ADITHYAN P S	1	8	-9	1	10	10
AKHIL THOMAS	-16	0	-7	-9	1	1
AKSHAY P.D	0	1	-1	14	9	7
ALAN DAVIS	3	11	-6	7	10	8
ALWIN SHAJAN	3	6	0	2	-1	-6
ARJUN RICH E. S	-11	-7	-13	-12	-14	-11
ARJUN SAJEEV	8	-5	-1	5	3	-6
AVIN TONY	-14	-5	0	0	-7	-6
BELGIN BIJU	-12	-2	-2	6	2	1
CHANDRAJITH V S	-19	-16	-16	-18	-18	-23
DANIEL THOMAS	-8	-15	-8	-15	-9	-10
DENSIL DENNY	-9	-7	-7	-4	-7	-9
DINO THOMAS	17	22	21	19	20	18
E M ABHISHEK	12	13	8	18	21	20
GOVARDHAN N RAJENDRAN	-9	-7	-13	-10	-9	-4
HARIDEV M.S	1	-7	-12	-2	10	2
JELITIN JOSE	-13	-7	0	-6	-2	1

JOSEPH M J	-4	-4	0	-1	-4	-1
JOSEPH.P A	-1	4	13	-3	0	4
KEVIN PAUL	5	6	5	2	-3	0
KIRAN DAVIS	10	4	1	-3	-7	-3
MANAV M S	2	-7	8	-6	-14	-7
MANU FRANCIS	12	14	24	14	13	12
MAXWIN VARGHESE	9	9	5	12	11	15
MEGHNA SABINA NANCY SUDHAKARAN	-3	-7	0	-19	-4	-17
MOHAMED SALIH O S	-6	10	1	11	9	1
MOHAMMED SHANIS	4	-4	2	2	-4	-3
NAMBILLY BABITHA BHUVANAN	22	10	18	21	0	3
NIRANDAS P	9	9	10	6	2	1
NITHIN OUSEPH	-7	-7	-8	-9	-7	-2
NITHIN THOMAS	8	3	1	10	3	10
PRESTIN JOSE	14	25	16	4	16	22
RAHUL K.S	-7	-12	-1	-7	1	-5
STENIL K T	-7	-12	-1	-10	-18	-10
SWAGATH P R	3	-18	-14	-5	5	-2
VINAYAK.S.S	13	3	15	3	6	9

16. B.Sc. FT

Part 1: Individual Student Result

Pass percentage: 79.17%

BSC FT SF 2019 S1													
REG NO	NAME	PLUS TWO	CC19UEN G1 A01	CC19UENG 1 A02	Second Language	CC19UFTL 1 B01	CC19UPH Y1 C01	CC19UCHE 1 C01	TOTAL	RANK FIRST SEM	RANK PLUS TWO	RELATIVE PROGRESS	SIGNATURE
CCATSFT014	ANNAGRACE MAVELY	83.16667	63	60	64	55	55	52	349	6	12	6	
CCATSFT022	SAHALA P SHAGEER	88.25	70	60	75	52	57	51	365	3	8	5	
CCATSFT007	NAJMANAZAR	72.08333	60	46	60	47	20	27	260	17	21	4	
CCATSFT006	MEGHA K R	88.91667	62	70	89	61	64	63	409	2	5	3	
CCATSFT010	VIVEK NARAYAN M.	75.91667	51	52	64	43	29	29	268	16	19	3	
CCATSFT012	ANAGHA V R	86.08333	61	61	70	56	36	38	322	8	11	3	
CCATSFT020	M	63.8	58	34	43	48	18	28	229	21	24	3	
CCATSFT009	SONA CHACKO	75.08333	52	63	43	42	27	33	260	17	20	3	
CCATSFT018	KAILAS	65.2	42	47	39	40	32	36	236	20	23	3	
CCATSFT019	MERIN GEORGE K G	82.33333	51	48	65	57	38	40	299	11	13	2	
CCATSFT023	SALU TREESA JACOB	91.75	73	62	83	61	64	70	413	1	2	1	
CCATSFT021	PETER B	78.6	63	48	57	47	27	27	269	15	15	0	
CCATSFT003	ANJANA T S	80.4	46	51	69	46	30	33	275	14	14	0	
CCATSFT005	JERIN ROY	69.5	53	43	50	41	18	13	218	23	22	-1	
CCATSFT011	ALEENA ANTONY	86.66667	58	56	71	47	33	40	305	10	9	-1	
CCATSFT024	SREELAKSHMI M.P.	86.41667	52	53	70	48	36	33	292	12	10	-2	
CCATSFT013	ANITTA K SEBY	89.41667	65	61	73	53	56	49	357	5	3	-2	
CCATSFT017	JAYALAKSHMI M	88.58333	52	58	60	56	40	48	314	9	7	-2	
CCATSFT008	PROFIYA PAULY	92.25	68	60	77	48	57	52	362	4	1	-3	
CCATSFT015	EDWIN JOY	78.4	50	38	51	41	41	36	257	19	16	-3	
CCATSFT016	HASNA K S	89.08333	56	60	59	52	59	49	335	7	4	-3	
CCATSFT002	ADITHYA V A	76.58333	41	35	45	36	33	39	229	21	17	-4	
CCATSFT001	ABHILASH	76.33333	49	34	44	36	21	22	206	24	18	-6	
CCATSFT004	ASHIK P JOSE	88.83333	52	51	60	51	44	32	290	13	6	-7	

- Please get signature from students after mentioning their relative progress
- Result should be intimated to parents (For students with negative progress (less than -10))

Part 2: Comprehensive Result Analysis

Division	Average marks	median	skew	Maximum marks	Std deviation	O	A +	A	B +	B	C	P	F	Incomplete	Total fail	total	Avg internal marks
CC19UENG1A01 Credit : 3 IA Max - 15 ESE Max - 60	56.2	54.5	0.18	73	8.40	1	3	7	10	2	1	0	0	0	0	24	13.1
CC19UENG1A02 Credit : 3 IA Max - 15 ESE Max - 60	52.1	52.5	-0.44	70	10.05	0	1	9	5	5	4	0	0	0	0	24	13.6
Second Language Credit : 4 IA Max - 20 ESE Max - 80	61.7	62	0.03	89	13.40	0	1	3	6	7	3	4	0	0	0	24	13.5
CC19UFTL1B01 Credit : 3 IA Max - 15 ESE Max - 60	48.5	48	0.00	61	7.14	0	0	3	7	9	5	0	0	0	0	24	13.4
CC19UPHY1C01 Credit : 2 IA Max - 15 ESE Max - 60	39.3	36	0.41	64	14.45	0	2	3	2	1	5	6	0	5	5	24	10.3

CC19UCHE1C01 Credit : 2 IA Max - 15 ESE Max - 60	38.83333333	37	0.39748663	5	70	13.4735382	1	0	1	1	5	1	6	6	0	4	4	24	11.41666667
-----------------------------------------------------------	-------------	----	------------	---	----	------------	---	---	---	---	---	---	---	---	---	---	---	----	-------------

Part 3: Category-wise distribution

	CATEGORY	
Z	Y	X
NIL	CC19UPHY1C01 Credit : 2 IA Max - 15 ESE Max - 60	NIL
	CC19UCHE1C01 Credit : 2 IA Max - 15 ESE Max - 60	

Part 4: Z-score

CLASS AVERAGE	56.16666667	52.125	61.70833333	48.5	39	39
SUBJECT	CC19UENG1A01 Credit : 3 IA Max - 15 ESE Max - 60	CC19UENG1A02 Credit : 3 IA Max - 15 ESE Max - 60	Second Language Credit : 4 IA Max - 20 ESE Max - 80	CC19UFTL1B01 Credit : 3 IA Max - 15 ESE Max - 60	CC19UPHY1C01 Credit : 2 IA Max - 15 ESE Max - 60	CC19UCHE1C01 Credit : 2 IA Max - 15 ESE Max - 60
ABHILASH	-9	-18	-13	-17	-13	-12
ADITHYA V A	-18	-17	-12	-17	-4	0
ANJANA T S	-12	-1	5	-3	-6	-4
ASHIK P JOSE	-5	-1	-1	3	3	-5
JERIN ROY	-4	-9	-9	-10	-15	-19
MEGHA K R	7	18	20	17	17	18
NAJMANAZAR	5	-6	-1	-2	-13	-12
PROFIYA PAULY	14	8	11	-1	12	10
SONA CHACKO	-5	11	-14	-9	-8	-4
VIVEK NARAYAN M.	-6	0	2	-8	-7	-7
ALEENA ANTONY	2	4	7	-2	-4	1
ANAGHA V R	6	9	6	10	-2	-1
ANITTA K SEBY	11	9	8	6	12	8
ANNAGRACE MAVELY	8	8	2	9	11	10
EDWIN JOY	-7	-14	-8	-10	1	-2
HASNA K S	0	8	-2	5	14	8
JAYALAKSHMI M	-5	6	-1	10	1	7
KAILAS	-17	-5	-17	-12	-5	-2
MERIN GEORGE K G	-6	-4	2	12	-1	1
MOHAMMED RAEFF M M	2	-18	-14	-1	-9	-8
PETER B	8	-4	-4	-2	-9	-12

SAHALA P SHAGEER	16	8	10	5	12	9
SALU TREESA JACOB	20	10	16	17	17	23
SREELAKSHMI M.P.	-5	1	6	-1	-2	-4

17. B.Sc. Geology

Part 1: Individual Student Result

Pass percentage: 82.35%

BSC GEO 2019 S1													
REG NO	NAME	PLUS TWO	CC19UE NG1A01	CC19UE NG1A02	Second Language	CC19UG EO1B01	CC19UC HE1C01	CC19US TA1C01	TOTAL	RANK FIRST SEM	RANK PLUS TWO	RELATIVE PROGRESS	SIGNATURE
CCATS GL007	IRINE ANTONY	78.333 33333	62	58	69	52	35	44	320	17	28	11	
CCATS GL014	SWATHY V NAIR	81.083 33333	54	54	73	47	53	55	336	14	25	11	
CCATS GL032	ANJANA K NAIR	92	64	64	95	59	57	74	413	4	12	8	
CCATS GL005	CATHERINE C JOSEPH	92	69	59	87	55	53	67	390	6	12	6	
CCATS GL008	JEEVAN P KUMAR	87	60	53	71	41	54	64	343	13	19	6	
CCATS GL009	MOHAMMED ASLAM D H	61.8	54	34	58	27	27	33	233	28	34	6	
CCATS GL018	ANSHAL GEORLY	92.6	69	70	89	61	64	74	427	3	9	6	
CCATS GL021	ASWINI A S	70.75	42	50	78	29	40	27	266	27	33	6	
CCATS GL022	BRAHMA SHINE	85.75	60	54	82	47	43	48	334	15	21	6	
CCATS GL019	ANUGRAHA DAS	92.583 33333	59	65	74	65	64	70	397	5	10	5	
CCATS GL023	JELNA MARIYA JOY	91.833 33333	50	52	89	52	61	60	364	10	15	5	
CCATS GL025	KRISHNADEV M MADANAN	81.916 66667	51	55	71	40	44	57	318	19	23	4	

CCATS GL013	SILPA JOBY	91.916 66667	69	65	85	51	45	45	360	11	14	3	
CCATS GL015	ABHIJITH DEEPU	73.333 33333	52	46	62	35	21	13	229	29	31	2	
CCATS GL016	ADHEENA MARIYA JOHNY	78.833 33333	59	49	69	49	35	33	294	25	27	2	
CCATS GL026	LINIYA BABY	79.833 33333	56	50	68	45	36	40	295	24	26	2	
CCATS GL030	SREENANDH .M .S	81.916 66667	51	48	76	37	47	50	309	21	23	2	
CCATS GL001	AKSA VARGHESE	98	68	70	90	63	69	74	434	2	2	0	
CCATS GL006	INDUJA S	99.166 66667	74	70	94	67	75	75	455	1	1	0	
CCATS GL002	ATHIRA ANAND	89	50	59	62	44	40	64	319	18	17	-1	
CCATS GL004	C.S FATHIMATHUL PARVEEN	82.583 33333	52	55	75	37	43	35	297	23	22	-1	
CCATS GL028	SAYOOJ DEVAN P S	93	60	54	70	55	69	65	373	9	8	-1	
CCATS GL020	ASILRAJ .A	71.5	35	22	49	21	12	17	156	34	32	-2	
CCATS GL034	VYSAKH M A	73.833 33333	32	34	56	29	27	27	205	32	30	-2	
CCATS GL003	ATHIRA BIJU	94.75	63	49	89	63	62	63	389	7	4	-3	
CCATS GL011	NAZNA NAZAR	94.5	66	55	88	48	64	67	388	8	5	-3	
CCATS GL024	JULIUS BABU	88.166 66667	53	50	53	38	49	57	300	22	18	-4	
CCATS GL031	AMALKRISHNA K S	75.5	35	41	31	28	13	34	182	33	29	-4	
CCATS GL010	MRINAL RAJESH	96.25	65	53	81	39	49	68	355	12	3	-9	
CCATS GL012	PRADEESHA N P	93.333 33333	60	46	82	40	49	56	333	16	7	-9	

CCATS GL027	PRIYADATHA K S	92.166 66667	47	51	76	36	56	47	313	20	11	-9	
CCATS GL017	ALFAZ RASHEED	85.833 33333	53	42	51	27	21	34	228	30	20	-10	
CCATS GL033	SREERAJ E R	90.75	52	30	29	41	31	37	220	31	16	-15	
CCATS GL029	SONY S	94.25	47	46	69	50	53	27	292	26	6	-20	

- Please get signature from students after mentioning their relative progress
- Result should be intimated to parents (For students with negative progress (less than -10))

Part 2: Comprehensive Result Analysis

Division	Average marks	median	skew	Maximum marks	Std deviation	O	A +	A	B +	B	C	P	F	Incomplete	Total fail	total	Avg internal marks	
CC19UENG1A01 Credit : 3 IA Max - 15 ESE Max - 60	55.7	55	-0.52	74	10.14	1	7	8	12	3	2	1	0	0	0	34	11.8	
CC19UENG1A02 Credit : 3 IA Max - 15 ESE Max - 60	51.6	52.5	-0.54	70	11.05	0	6	3	15	5	3	1	0	1	1	34	14.1	
Second Language Credit : 4 IA Max - 20 ESE Max - 80	71.9	73.5	-0.92	95	16.42	1	9	6	9	4	3	0	0	2	2	34	15.4	
CC19UGEO1B01 Credit : 3 IA Max - 15 ESE Max - 60	44.5	44.5	0.00	67	12.35	0	2	4	7	5	1	0	4	0	2	2	34	11.9
CC19UCHE1C01 Credit : 2 IA Max - 15 ESE Max - 60	45.9	48	-0.39	75	16.52	1	5	3	8	5	5	1	0	6	6	34	10.7	

CC19USTA1C01																				
Credit : 3			-																	
IA Max - 15 ESE			0.32942304		17.9247038															
Max - 60	49.91176471	52.5	7	75	7	4	7	4	3	4	5	4	0	3	3	34				12.08823529

Part 3: Category-wise distribution

	CATEGORY	
Z	Y	X
NIL	NIL	CC19UCHE1C01 Credit : 2 IA Max - 15 ESE Max - 60

Part 4: Z-score

CLASS AVERAGE	55.67647059	51.55882353	71.94117647	44.52941176	45.91176471	49.911765
SUBJECT	CC19UENG1A01 Credit : 3 IA Max - 15 ESE Max - 60	CC19UENG1A02 Credit : 3 IA Max - 15 ESE Max - 60	Second Language Credit : 4 IA Max - 20 ESE Max - 80	CC19UGEO1B01 Credit : 3 IA Max - 15 ESE Max - 60	CC19UCHE1C01 Credit : 2 IA Max - 15 ESE Max - 60	CC19USTA1C01 Credit : 3 IA Max - 15 ESE Max - 60
AKSA VARGHESE	12	17	11	15	14	13
ATHIRA ANAND	-6	7	-6	0	-4	8
ATHIRA BIJU	7	-2	10	15	10	7
C.S FATHIMATHUL PARVEEN	-4	3	2	-6	-2	-8
CATHERINE C JOSEPH	13	7	9	8	4	10
INDUJA S	18	17	13	18	18	14
IRINE ANTONY	6	6	-2	6	-7	-3
JEEVAN P KUMAR	4	1	-1	-3	5	8
MOHAMMED ASLAM D H	-2	-16	-8	-17	-13	-9
MRINAL RAJESH	9	1	9	-4	5	10
NAZNA NAZAR	10	3	10	3	11	10
PRADEESHA N P	4	-5	6	-4	2	3
SILPA JOBY	13	12	8	5	-1	-3
SWATHY V NAIR	-2	2	1	2	4	3
ABHIJITH DEEPU	-4	-5	-6	-8	-15	-21
ADHEENA MARIYA JOHNY	3	-2	-2	4	-7	-9
ALFAZ RASHEED	-3	-9	-13	-14	-15	-9
ANSHAL GEORLY	13	17	10	13	11	13
ANUGRAHA DAS	3	12	1	17	11	11

ASILRAJ .A	-20	-27	-14	-19	-21	-18
ASWINI A S	-13	-1	4	-13	-4	-13
BRAHMA SHINE	4	2	6	2	-2	-1
JELNA MARIYA JOY	-6	0	10	6	9	6
JULIUS BABU	-3	-1	-12	-5	2	4
KRISHNADEV M MADANAN	-5	3	-1	-4	-1	4
LINIYA BABY	0	-1	-2	0	-6	-6
PRIYADATHA K S	-9	-1	2	-7	6	-2
SAYOOJ DEVAN P S	4	2	-1	8	14	8
SONY S	-9	-5	-2	4	4	-13
SREENANDH .M .S	-5	-3	2	-6	1	0
AMALKRISHNA K S	-20	-10	-25	-13	-20	-9
ANJANA K NAIR	8	11	14	12	7	13
SREERAJ E R	-4	-20	-26	-3	-9	-7
VYSAKH M A	-23	-16	-10	-13	-14	-15

18. B.Sc. Geology SF

Part 1: Individual Student Result

Pass percentage: 91.67%

BSC GEO SF 2019 S1													
REG NO	NAME	PLUS TWO	CC19UENG 1A01	CC19UENG 1A02	Second Language	CC19UGEO 1B01	CC19UPHY 1C01	CC19UCHE1C 01	TOTAL	RANK FIRST SEM	RANK PLUS TWO	RELATIVE PROGRESS	SIGNATURE
CCATSGL 056	NAVEENA JAMES	73	66	65	83	64	60	61	338	2	22	20	
CCATSGL 053	HANAN SHOUKATH A K	70.6	58	60	70	59	35	37	282	11	23	12	
CCATSGL 035	ABIJITH M M	79.6	69	69	76	57	59	66	330	4	15	11	
CCATSGL 057	SOORAJ.E.S	81.6	73	64	76	57	52	50	322	5	14	9	
CCATSGL 047	ABHIRAMI SAJAN K	75.8	52	59	77	38	47	43	273	13	18	5	
CCATSGL 054	JENIFER THOMAS .A .A	63.8	50	54	63	34	43	35	244	19	24	5	
CCATSGL 036	GAYATRY K.	76.83333 333	64	51	71	48	40	32	274	12	16	4	
CCATSGL 044	MEGHA.V.M	86.41666 667	66	64	88	61	55	27	334	3	7	4	
CCATSGL 039	ANNIE K. MOONY	83.41666 667	65	61	56	51	52	40	285	9	11	2	
CCATSGL 058	SWAROOPA.K .M	92.16666 667	68	66	88	64	63	53	349	1	1	0	
CCATSGL 042	JUSTIN. K. JOHN	86	57	54	75	56	42	51	284	10	9	-1	

CCATSGL 052	HAFES IQBAL S	75.66666 667	48	47	66	46	30	32	237	20	19	-1
CCATSGL 043	LAKSHMI C B	88.33333 333	46	56	80	60	54	52	296	8	6	-2
CCATSGL 048	APARNA T P	90.5	63	60	78	53	53	56	307	7	5	-2
CCATSGL 049	ARJUN RAM E	74.8	52	46	49	40	41	41	228	22	20	-2
CCATSGL 041	HARIPRIYA HARIDAS	81.75	58	54	74	50	28	21	264	16	13	-3
CCATSGL 045	MIDHUSHA K L	73.5	31	42	66	27	38	28	204	24	21	-3
CCATSGL 050	DONA JOY	91.41666 667	57	63	87	61	51	56	319	6	2	-4
CCATSGL 038	ADITHYA K	86.4	53	52	55	59	53	53	272	14	8	-6
CCATSGL 046	ZACHARIAS BENNY	75.91666 667	48	50	45	41	27	16	211	23	17	-6
CCATSGL 037	ADARSH GOPALAKRIS HNAN	83.83333 333	57	48	72	51	35	43	263	17	10	-7
CCATSGL 055	NANDHANA M S	83.41666 667	59	55	50	50	46	32	260	18	11	-7
CCATSGL 040	BINIYAS P B	91.33333 333	62	54	76	43	34	38	269	15	4	-11
CCATSGL 051	GAUTHAM LAL	91.41666 667	54	55	56	37	35	36	237	20	2	-18

- Please get signature from students after mentioning their relative progress
- Result should be intimated to parents (For students with negative progress (less than -10))

Part 2: Comprehensive Result Analysis

Division	Average marks	median	skew	Maximum marks	Std deviation	O	A+	A	B+	B	C	P	F	Incomplete	Total fail	total	Avg internal marks
CC19UENG1A01 Credit : 3 IA Max - 15 ESE Max - 60	57.3	57.5	-0.80	73	9.19	1	6	8	5	3	0	1	0	0	0	24	13.5
CC19UENG1A02 Credit : 3 IA Max - 15 ESE Max - 60	56.2	55	-0.08	69	7.00	0	5	5	10	4	0	0	0	0	0	24	13.5
Second Language Credit : 4 IA Max - 20 ESE Max - 80	69.9	73	-0.46	88	12.57	0	3	8	6	4	3	0	0	0	0	24	15.1
CC19UGEO1B01 Credit : 3 IA Max - 15 ESE Max - 60	50.3	51	-0.58	64	10.19	0	2	7	6	3	5	1	0	0	0	24	11.0
CC19UPHY1C01 Credit : 2 IA Max - 15 ESE Max - 60	44.5	44.5	-0.17	63	10.85	0	0	3	7	4	7	2	0	1	1	24	11.1
CC19UCHE1C01 Credit : 2 IA Max - 15 ESE Max - 60	41.83333333	40.5	0.11010166	66	12.42601292	0	1	1	7	2	6	5	0	2	2	24	11.5

Part 3: Category-wise distribution

	CATEGORY	
Z	Y	X
NIL	NIL	NIL

Part 4: Z-score

CLASS AVERAGE	57.33333333	56.20833333	69.875	50.29166667	44.54166667	41.83333
SUBJECT	CC19UENG1A01 Credit : 3 IA Max - 15 ESE Max - 60	CC19UENG1A02 Credit : 3 IA Max - 15 ESE Max - 60	Second Language Credit : 4 IA Max - 20 ESE Max - 80	CC19UGEO1B01 Credit : 3 IA Max - 15 ESE Max - 60	CC19UPHY1C01 Credit : 2 IA Max - 15 ESE Max - 60	CC19UCHE1C01 Credit : 2 IA Max - 15 ESE Max - 60
ABIJITH M M	13	18	5	7	13	19
GAYATRY K.	7	-7	1	-2	-4	-8
ADARSH GOPALAKRISHNAN	0	-12	2	1	-9	1
ADITHYA K	-5	-6	-12	9	8	9

ANNIE K. MOONY	8	7	-11	1	7	-1
BINIYAS P B	5	-3	5	-7	-10	-3
HARIPRIYA HARIDAS	1	-3	3	0	-15	-17
JUSTIN. K. JOHN	0	-3	4	6	-2	7
LAKSHMI C B	-12	0	8	10	9	8
MEGHA.V.M	9	11	14	11	10	-12
MIDHUSHA K L	-29	-20	-3	-23	-6	-11
ZACHARIAS BENNY	-10	-9	-20	-9	-20	-17
ABHIRAMI SAJAN K	-6	4	6	-12	2	1
APARNA T P	6	5	6	3	8	11
ARJUN RAM E	-6	-15	-17	-10	-3	-1
DONA JOY	0	10	14	11	6	11
GAUTHAM LAL	-4	-2	-11	-13	-9	-5
HAFES IQBAL S	-10	-13	-3	-4	-13	-8
HANAN SHOUKATH A K	1	5	0	9	-9	-4
JENIFER THOMAS .A .A	-8	-3	-5	-16	-1	-5
NANDHANA M S	2	-2	-16	0	1	-8
NAVEENA JAMES	9	13	10	13	14	15
SOORAJ.E.S	17	11	5	7	7	7
SWAROOPA.K.M	12	14	14	13	17	9

19. B.Sc. Mathematics

Part 1: Individual Student Result

Pass percentage: 90.24%

BSC MAT 2019 S1													
REG NO	NAME	PLUS TWO	CC19UEN G1 A01	CC19UEN G1 A02	Second Language	CC19UM TS1 B01	CC19UST A1 C01	CC19UCS C1 C01	TOTAL	RANK FIRST SEM	RANK PLUS TWO	RELATIVE PROGRESS	SIGNATURE
CCATSMT 027	MARIYA TONY	87.58333 333	60	59	85	85	73	66	362	6	31	25	
CCATSMT 007	CHINJU THOMAS	85.25	65	55	86	75	54	59	335	12	33	21	
CCATSMT 026	HAMNA MARIYAM K B	93.16666 667	69	63	78	89	73	61	372	3	20	17	
CCATSMT 019	ANGEL JIMMY	90.91666 667	52	57	82	74	74	71	339	11	26	15	
CCATSMT 012	JOVIT VARGHESE	82.16666 667	48	52	77	72	63	48	312	23	36	13	
CCATSMT 036	DEVADATHAN A S	92.75	62	56	91	80	65	61	354	9	22	13	
CCATSMT 030	PRIYA T A	88	58	61	79	63	60	61	321	20	30	10	
CCATSMT 039	ROSH KRISHNA. V	92.41666 667	53	47	78	86	63	65	327	15	23	8	
CCATSMT 024	BINSHA C B	85.66666 667	52	56	87	64	52	65	311	25	32	7	
CCATSMT 020	ANNA KIZHAKKUMT HALA	94.58333 333	55	62	87	84	70	60	358	7	13	6	

CCATSMT 038	PARVATHY GOPALAKRISH NAN	93.25	62	59	82	73	59	68	335	12	18	6	
CCATSMT 004	ANN MARIE JOSHY	89.41666 667	56	53	72	77	54	52	312	23	28	5	
CCATSMT 023	ATHUL SAJI	92.91666 667	56	55	73	75	66	63	325	16	21	5	
CCATSMT 021	APARNA M M	70.66666 667	35	27	76	55	47	47	240	36	40	4	
CCATSMT 011	JOSEPH K.S.	95.83333 333	62	60	87	91	67	69	367	4	7	3	
CCATSMT 035	BINSHOY M S	92.16666 667	65	40	71	81	59	64	316	21	24	3	
CCATSMT 006	BIYA GEORGE	97.16666 667	63	67	92	92	72	70	386	2	4	2	
CCATSMT 034	ANSA JAMES	77.33333 333	51	44	61	42	48	43	246	35	37	2	
CCATSMT 015	VISMAYA UNNI	94.5	54	50	80	75	72	60	331	14	14	0	
CCATSMT 016	ABDUL AZEEZ P V	66.41666 667	34	22	43	45	27	41	171	41	41	0	
CCATSMT 018	ANGEL GEORGE	99	59	67	89	98	74	73	387	1	1	0	
CCATSMT 022	ASWIN BABU	74.08333 333	42	28	79	53	27	50	229	38	38	0	
CCATSMT 041	YADHUKRISHN A K S	71.75	57	29	35	71	31	35	223	39	39	0	
CCATSMT 014	SAI SIVADAS K A	83.75	51	53	66	44	20	38	234	37	35	-2	
CCATSMT 029	NIVEDYA K N	95.75	57	61	81	84	68	67	351	10	8	-2	
CCATSMT 005	ANN MARY RAJU	91.75	47	53	86	64	42	54	292	28	25	-3	
CCATSMT 040	SREELAKSHMI SIVADAS MENON	97.83333 333	61	60	92	82	69	74	364	5	2	-3	
CCATSMT 028	MEKHA ANTO	93.25	62	45	72	73	63	62	315	22	18	-4	

CCATSMT 033	TANIYA JOSE	89.08333 333	48	50	67	54	58	56	277	33	29	-4	
CCATSMT 013	LAKSHMI K S	97.33333 333	49	54	87	90	75	71	355	8	3	-5	
CCATSMT 002	AKSHAYA KRISHNAN	95	56	55	88	62	61	56	322	18	12	-6	
CCATSMT 025	GAYATHRI P	85.16666 667	62	58	-	56	-	-	176	40	34	-6	
CCATSMT 009	ISSAC JOHNSON	95.33333 333	54	41	78	89	63	60	325	16	9	-7	
CCATSMT 037	FEBIN C FRANCIS	90	56	45	56	65	52	61	274	34	27	-7	
CCATSMT 010	JINEESA C J	95.08333 333	56	39	74	86	67	62	322	18	10	-8	
CCATSMT 032	SANDRA PRAVEEN C	93.33333 333	61	60	71	67	51	67	310	26	17	-9	
CCATSMT 001	ANAGHA S	93.66666 667	47	57	64	69	52	52	289	30	15	-15	
CCATSMT 017	ABIJITH P K	93.5	43	49	75	70	50	56	287	31	16	-15	
CCATSMT 031	SANDRA AUGUSTINE	95.08333 333	56	55	69	61	63	61	304	27	10	-17	
CCATSMT 003	AMEER ALI A K	96	56	40	76	64	54	61	290	29	6	-23	
CCATSMT 008	HIZANA. V.H	96.25	62		75	90	54	62	281	32	5	-27	

Part 2: Comprehensive Result Analysis

Division	Average marks	median	skew	Maximum marks	Std deviation	O	A+	A	B+	B	C	P	F	Incomplete	total	Avg internal marks
CC19UENG1A01 Credit : 3 IA Max - 15 ESE Max - 60	55.0	56	-0.88	69	7.69	0	3	14	16	6	2	0	0	0	41	12.48780488
CC19UENG1A02 Credit : 3 IA Max - 15 ESE Max - 60	49.9	54	-1.71	67	13.28	0	2	12	14	4	4	2	0	3	41	14.05
Second Language Credit : 4 IA Max - 20 ESE Max - 80	76.2	78	-1.47	92	12.22	0	12	14	9	3	0	2	0	1	41	16.31707317
CC19UMTS1B01 Credit : 4 IA Max - 20 ESE Max - 80	72.4	73	-0.36	98	14.17	1	9	9	9	8	3	2	0	0	41	17.63414634
CC19USTA1C01 Credit : 3 IA Max - 15 ESE Max - 60	57.8	60.5	-1.14	75	13.78	7	7	10	9	3	0	1	0	4	41	13.6097561
CC19UCSC1C01 Credit : 2 IA Max - 15 ESE Max - 60	59.3	61	0.846765775	74	9.397762963	2	11	14	7	3	3	0	0	1	41	13.82926829

Part 3: Category-wise distribution

	CATEGORY	
Z	Y	X
NIL	NIL	CC19USTA1C01 Credit : 3 IA Max - 15 ESE Max - 60

Part 4: Z-score

CLASS AVERAGE	54.97560976	49.92682927	76.175	72.43902439	57.75	59.3
SUBJECT	CC19UENG1A01 Credit : 3 IA Max - 15 ESE Max - 60	CC19UENG1A02 Credit : 3 IA Max - 15 ESE Max - 60	Second Language Credit : 4 IA Max - 20 ESE Max - 80	CC19UMTS1B01 Credit : 4 IA Max - 20 ESE Max - 80	CC19USTA1C01 Credit : 3 IA Max - 15 ESE Max - 60	CC19UCSC1C01 Credit : 2 IA Max - 15 ESE Max - 60
ANAGHA S	-10	5	-10	-2	-4	-8
AKSHAYA KRISHNAN	1	4	10	-7	2	-4

AMEER ALI A K	1	-7	0	-6	-3	2
ANN MARIE JOSHY	1	2	-3	3	-3	-8
ANN MARY RAJU	-10	2	8	-6	-11	-6
BIYA GEORGE	10	13	13	14	10	11
CHINJU THOMAS	13	4	8	2	-3	0
HIZANA. V.H	9	-38	-1	12	-3	3
ISSAC JOHNSON	-1	-7	1	12	4	1
JINEESA C J	1	-8	-2	10	7	3
JOSEPH K.S.	9	8	9	13	7	10
JOVIT VARGHESE	-9	2	1	0	4	-12
LAKSHMI K S	-8	3	9	12	13	12
SAI SIVADAS K A	-5	2	-8	-20	-27	-23
VISMAYA UNNI	-1	0	3	2	10	1
ABDUL AZEEZ P V	-27	-18	-27	-19	-23	-19
ABIJITH P K	-16	-1	-1	-2	-6	-4
ANGEL GEORGE	5	13	10	18	12	15
ANGEL JIMMY	-4	5	5	1	12	12
ANNA KIZHAKKUMTHALA	0	9	9	8	9	1
APARNA M M	-26	-18	0	-12	-8	-13
ASWIN BABU	-17	-17	2	-14	-23	-10
ATHUL SAJI	1	4	-3	2	6	4
BINSHA C B	-4	5	9	-6	-4	6
GAYATHRI P	9	6	#VALUE!	-12	#VALUE!	#VALUE!
HAMNA MARIYAM K B	18	10	1	12	11	2
MARIYA TONY	7	7	7	9	11	7
MEKHA ANTO	9	-4	-3	0	4	3
NIVEDYA K N	3	8	4	8	7	8
PRIYA T A	4	8	2	-7	2	2
SANDRA AUGUSTINE	1	4	-6	-8	4	2
SANDRA PRAVEEN C	8	8	-4	-4	-5	8
TANIYA JOSE	-9	0	-8	-13	0	-4
ANSA JAMES	-5	-4	-12	-21	-7	-17

BINSHOY M S	13	-7	-4	6	1	5
DEVADATHAN A S	9	5	12	5	5	2
FEBIN C FRANCIS	1	-4	-17	-5	-4	2
PARVATHY GOPALAKRISHNAN	9	7	5	0	1	9
ROSH KRISHNA. V	-3	-2	1	10	4	6
SREELAKSHMI SIVADAS MENON	8	8	13	7	8	16
YADHUKRISHNA K S	3	-16	-34	-1	-19	-26

20. B.Sc. Mathematics SF

Part 1: Individual Student Result

Pass percentage: 95.45%

BSC MAT SF 2019 S1													
REG NO	NAME	PLUS TWO	CC19UEN G1A01	CC19UEN G1A02	Second Language	CC19UMT S1B01	CC19UST A1C01	CC19UME C1C01	TOTAL	RANK FIRST SEM	RANK PLUS TWO	RELATIVE PROGRES S	SIGNA TURE
CCATSM T061	SRUTHI LAKSHMI RANJITH	63.8	59	58	73	78	54	59	322	7	22	15	
CCATSM T053	SAARIKA SIVAN	73.8	59	60	57	71	47	63	294	11	20	9	
CCATSM T045	M S SWATHY	84.4	66	40	81	72	65	65	324	6	12	6	
CCATSM T056	ANUSREE V S	78.75	46	48	65	67	71	58	297	10	16	6	
CCATSM T054	ABHAY M S	87.16666667	57	63	85	76	60	50	341	2	6	4	
CCATSM T059	JESLIN C S	78	49	48	79	54	45	54	275	15	18	3	
CCATSM T062	TREESA MARIYA JOHN	84.41666667	61	53	81	64	49	62	308	8	11	3	
CCATSM T047	AISWARYA P S	90.25	61	55	88	66	73	67	343	1	3	2	
CCATSM T055	ALEETTA JOHNSON	81.41666667	45	41	84	61	51	56	282	12	14	2	
CCATSM T044	GANGA .C .LAL	71.91666667	53	31	60	47	37	48	228	20	21	1	
CCATSM T046	ADITH BABU .T	73.83333333	52	37	56	55	42	49	242	19	19	0	

CCATSM T051	NANGINI SHAIBY JACOB	87.3	60	56	75	69	68	50	328	5	5	0	
CCATSM T060	SHAHMA SALIM	85	59	49	71	69	56	59	304	9	9	0	
CCATSM T050	KRISHNANJA LI K S	91.1666 6667	55	58	82	74	71	60	340	3	2	-1	
CCATSM T043	ASWIN P B	84.6	58	55	59	67	41	54	280	13	10	-3	
CCATSM T052	RASMIMOHAN	91.25	58	57	87	66	67	58	335	4	1	-3	
CCATSM T063	VIVEK C V	78.0833 3333	40	44	54	41	42	46	221	21	17	-4	
CCATSM T058	GAWTHAM KRISHNA	83.3333 3333	54	46	65	52	40	48	257	18	13	-5	
CCATSM T042	APARNA K U	80.3333 3333	50	42	47	43	37	43	219	22	15	-7	
CCATSM T048	ARABHI P.A	86.3333 3333	56	43	65	57	56	57	277	14	7	-7	
CCATSM T057	GABRIEL JOHNSE	85.0833 3333	58	47	54	54	49	60	262	17	8	-9	
CCATSM T049	JASNA P. R	89.3333 3333	61	44	89	52	27	40	273	16	4	-12	

- Please get signature from students after mentioning their relative progress
- Result should be intimated to parents (For students with negative progress (less than -10))

Part 2: Comprehensive Result Analysis

Division	Average marks	median	skew	Maximum marks	Std deviation	O	A +	A	B +	B	C	P	F	Incomplete	Total fail	total	Avg internal marks
CC19UENG1A01 Credit : 3 IA Max - 15 ESE Max - 60	55.3	57.5	-0.84	66	6.22	0	1	1	7	2	1	0	0	0	0	22	13.3
CC19UENG1A02 Credit : 3 IA Max - 15 ESE Max - 60	48.9	48	-0.20	63	8.29	0	0	5	5	8	3	1	0	0	0	22	12.6
Second Language Credit : 4 IA Max - 20 ESE Max - 80	70.8	72	-0.17	89	13.07	0	4	6	5	4	3	0	0	0	0	22	16.2
CC19UMTS1B01 Credit : 4 IA Max - 20 ESE Max - 80	61.6	65	-0.38	78	10.66	0	0	2	9	4	5	2	0	0	0	22	15.4
CC19USTA1C01 Credit : 3 IA Max - 15 ESE Max - 60	52.1	50	0.04	73	13.09	1	5	1	6	4	4	0	0	1	1	22	13.2
CC19UMEC1C01 Credit : 3	54.81818182	56.5	-0.327762667	67	7.228491008	0	2	9	6	4	1	0	0	0	0	22	13.31818182

IA Max - 15 ESE
Max - 60

Part 3: Category-wise distribution

	CATEGORY	
Z	Y	X
NIL	NIL	NIL

Part 4: Z-score

CLASS AVERAGE	55.31818182	48.86363636	70.77272727	61.59090909	52.13636364	54.81818182
SUBJECT	CC19UENG1A01 Credit : 3 IA Max - 15 ESE Max - 60	CC19UENG1A02 Credit : 3 IA Max - 15 ESE Max - 60	Second Language Credit : 4 IA Max - 20 ESE Max - 80	CC19UMTS1B01 Credit : 4 IA Max - 20 ESE Max - 80	CC19USTA1C01 Credit : 3 IA Max - 15 ESE Max - 60	CC19UMEC1C01 Credit : 3 IA Max - 15 ESE Max - 60
APARNA K U	-9	-8	-18	-17	-12	-16
ASWIN P B	4	7	-9	5	-9	-1
GANGA .C .LAL	-4	-22	-8	-14	-12	-9
M S SWATHY	17	-11	8	10	10	14
ADITH BABU .T	-5	-14	-11	-6	-8	-8
AISWARYA P S	9	7	13	4	16	17
ARABHI P.A	1	-7	-4	-4	3	3
JASNA P. R	9	-6	14	-9	-20	-20
KRISHNANJALI K S	-1	11	9	12	14	7
NANGINI SHAI BY JACOB	8	9	3	7	12	-7
RASMIMOHAN	4	10	12	4	11	4
SAARIKA SIVAN	6	13	-11	9	-4	11
ABHAY M S	3	17	11	14	6	-7
ALEETTA JOHNSON	-17	-9	10	-1	-1	2
ANUSREE V S	-15	-1	-4	5	14	4
GABRIEL JOHNSE	4	-2	-13	-7	-2	7
GAWTHAM KRISHNA	-2	-3	-4	-9	-9	-9
JESLIN C S	-10	-1	6	-7	-5	-1
SHAHMA SALIM	6	0	0	7	3	6
SRUTHI LAKSHMI RANJITH	6	11	2	15	1	6

TREESA MARIYA JOHN	9	5	8	2	-2	10
VIVEK C V	-25	-6	-13	-19	-8	-12

21. B.Sc. Physics

Part 1: Individual Student Result

Pass percentage: 79.59%

BSC PHYSICS REGULAR													
REG NO	NAME	PLU S TWO	CC19UENG1 A01	CC19UENG1 A02	Second Langua ge	CC19UPHY1 B01	CC19UMTS1 C01	CC19UCHE1 C01	TOT AL	RAN K FIRS T SEM	RAN K PLU S TWO	RELATIV E PROGRE SS	SIGNATU RE
CCATSPHO 26	ANITTA JIBBY	93.1 7	64	65	85	72	61	70	417	4	26	22	
CCATSPHO 39	SHREYA JAYAPRAKAS H	92.0 0	73	64	83	71	50	75	416	5	27	22	
CCATSPHO 14	LIYA POLY	87.5 0	62	64	87	57	46	56	372	22	36	14	
CCATSPHO 25	ANISHA SHAJI	87.0 8	61	63	91	52	43	54	364	24	37	13	
CCATSPHO 07	CATHARIN LOUIS	95.5 8	61	68	84	63	65	63	404	10	21	11	
CCATSPHO 30	HELNA SEBASTIAN	88.8 3	60	61	86	55	57	51	370	23	34	11	
CCATSPHO 29	HELMA SEBASTIAN	87.0 0	60	57	80	53	51	52	353	29	38	9	
CCATSPHO 34	LIZ JOHNSON PANADAN	96.5 0	68	68	87	62	57	71	413	6	15	9	

CCATSPHO 37	ROHITH P S	95.2 5	62	64	73	74	52	66	391	13	22	9
CCATSPHO 05	BEJOY JAYARSON	93.4 0	65	63	84	64	47	60	383	17	25	8
CCATSPHO 17	PRIYAMOL T KURIAN	94.5 0	62	62	86	68	42	66	386	16	24	8
CCATSPHO 45	VISHNU K S	96.9 2	71	69	83	71	56	71	421	3	10	7
CCATSPHO 46	ARYA VIJAYAN	83.8 3	64	61	71	34	37	55	322	33	40	7
CCATSPHO 12	JULIYA K DAVIS	96.8 3	65	65	87	64	57	73	411	7	12	5
CCATSPHO 19	ROSE RAPHEL	96.6 7	62	61	89	68	57	71	408	8	13	5
CCATSPHO 28	GANGA RAJEEV	88.9 2	58	59	68	50	58	61	354	28	33	5
CCATSPHO 13	KRISHNAPRI YA E S	96.5 8	56	66	89	73	53	67	404	10	14	4
CCATSPHO 41	SREELAKSH MI.P	97.4 2	72	67	94	75	54	69	431	1	5	4
CCATSPHO 01	AKHILESH DAS V. D.	76.6 7	44	41	57	19	12	20	193	42	44	2
CCATSPHO 40	SONA K SANTHOSH	75.0 0	35	27	49	28	19	33	191	43	45	2
CCATSPHO 47	SANGEETH P S	69.6 3	44	27	35	13	15	13	147	46	48	2
CCATSPHO 06	BHADRA N S	71.5 8	43	29	49	13	15	10	159	45	46	1
CCATSPHO 44	VIJILJITH M V	59.5 8	27	8	27	3	9	8	82	48	49	1
CCATSPHO 15	MONICA M.S	98.6 7	61	67	87	75	72	68	430	2	2	0
CCATSPHO 21	SAYANA SUBRAMANI AN	81.5 0	45	39	63	32	14	36	229	41	41	0

CCATSPHO 22	ADARSH P S	70.5 8	40	16	38	9	10	14	127	47	47	0
CCATSPHO 23	ALEENA ROSE SHAJU	84.9 2	53	58	61	39	27	52	290	39	39	0
CCATSPHO 49	V R SIDHARTH	90.2 0	69	59	57	51	52	60	348	31	31	0
CCATSPHO 31	JOPOL M EDAPPILLY	97.3 3	61	65	80	74	59	69	408	8	7	-1
CCATSPHO 10	JESSICA ELIZEBATH JOFFY	96.4 2	58	66	82	53	44	72	375	18	16	-2
CCATSPHO 32	JOSEBEN M J	88.4 2	55	47	59	48	43	50	302	37	35	-2
CCATSPHO 36	MOHAMME D THUFAIL A K	78.5 8	34	30	41	27	13	41	186	44	42	-2
CCATSPHO 08	HRITHIKA MERIN PETER	91.2 5	61	61	76	44	41	61	344	32	29	-3
CCATSPHO 16	NEHA MARIYA	95.0 0	64	59	90	50	54	44	361	26	23	-3
CCATSPHO 35	MEENU C IGNATIUS	97.0 0	64	66	82	57	62	65	396	12	9	-3
CCATSPHO 02	ANN THERESSE ANTO	90.4 2	54	67	86	36	32	41	316	35	30	-5
CCATSPHO 09	JERIN P J	91.7 5	57	54	75	35	51	47	319	34	28	-6
CCATSPHO 27	ASWIN M G	76.9 2	-	33	-	21	-	20	74	49	43	-6
CCATSPHO 43	THARISH K S	90.0 8	64	57	65	30	27	48	291	38	32	-6
CCATSPHO 04	ASWATHI K U	95.8 3	57	64	78	50	51	57	357	27	20	-7

CCATSPHO 24	ANAGHA ANTONY	98.3 3	61	64	74	66	54	72	391	13	3	-10
CCATSPHO 42	SWATHI MENON	97.2 5	68	62	75	54	52	64	375	18	8	-10
CCATSPHO 03	ANNA MARIA TOMY K	97.6 7	57	65	87	67	53	58	387	15	4	-11
CCATSPHO 11	JOSEPH ANTO	96.9 2	53	50	73	69	63	65	373	21	10	-11
CCATSPHO 33	LIJO ANTONY	96.4 2	54	59	69	50	61	58	351	30	16	-14
CCATSPHO 38	SANDRA S MARIYA	97.4 2	61	55	86	63	48	61	374	20	5	-15
CCATSPHO 18	ROSE PAUL	96.0 0	52	58	79	34	34	46	303	36	19	-17
CCATSPHO 48	SIDHARTH P BABU	96.1 7	57	38	41	29	35	35	235	40	18	-22
CCATSPHO 20	SARATH KRISHNA P S	98.7 5	59	62	84	51	40	66	362	25	1	-24

- Please get signature from students after mentioning their relative progress
- Result should be intimated to parents (For students with negative progress (less than -10))

Part 2: Comprehensive Result Analysis

Division	Average marks	median	skew	Maximum marks	Std deviation	O	A +	A	B +	B	C	P	F	Incomplete	Total fail	total	Avg internal marks
CC19UENG1A01 Credit : 3 IA Max - 15 ESE Max - 60	57.5	60.5	-1.25	73	9.96	2	11	21	6	4	3	0	0	2	2	49	13.2
CC19UENG1A02 Credit : 3 IA Max - 15 ESE Max - 60	55.1	61	-1.59	69	14.87	0	18	17	3	1	3	4	0	3	3	49	13.6
Second Language Credit : 4 IA Max - 20 ESE Max - 80	73.2	79.5	-1.16	94	16.83	0	15	14	7	5	2	4	0	2	2	49	16.5
CC19UPHY1B01 Credit : 2 IA Max - 15 ESE Max - 60	49.4	52	-0.61	75	19.75	6	9	5	11	2	5	4	0	7	7	49	12.2
CC19UMTS1C01 Credit : 3 IA Max - 15 ESE Max - 60	44.0	50.5	-0.77	72	16.90	1	2	10	12	7	5	2	0	10	10	49	12.6

CC19UCHE1C01 Credit : 2 IA Max - 15 ESE Max - 60	53.34693878	58	- 1.10865395 9	75	18.3400188 8	5	14	8	7	4	4	1	0	6	6	49	13.57142857
-----------------------------------------------------------	-------------	----	----------------------	----	-----------------	---	----	---	---	---	---	---	---	---	---	----	-------------

Part 3: Category-wise distribution

	CATEGORY	
Z	Y	X
NIL	CC19UMTS1C01 Credit : 3 IA Max - 15 ESE Max - 60	CC19UCHE1C01 Credit : 2 IA Max - 15 ESE Max - 60
		CC19UPHY1B01 Credit : 2 IA Max - 15 ESE Max - 60

Part 4: Z-score

CLASS AVERAGE	57.54166667	55.08163265	73.16666667	49.3877551	44.02083333	53.34694
SUBJECT	CC19UENG1A01 Credit : 3 IA Max - 15 ESE Max - 60	CC19UENG1A02 Credit : 3 IA Max - 15 ESE Max - 60	Second Language Credit : 4 IA Max - 20 ESE Max - 80	CC19UPHY1B01 Credit : 2 IA Max - 15 ESE Max - 60	CC19UMTS1C01 Credit : 3 IA Max - 15 ESE Max - 60	CC19UCHE1C01 Credit : 2 IA Max - 15 ESE Max - 60
AKHILESH DAS V. D.	-14	-9	-10	-15	-19	-18
ANN THERESSE ANTO	-4	8	8	-7	-7	-7
ANNA MARIA TOMY K	-1	7	8	9	5	3
ASWATHI K U	-1	6	3	0	4	2
BEJOY JAYARSON	7	5	6	7	2	4
BHADRA N S	-15	-18	-14	-18	-17	-24
CATHARIN LOUIS	3	9	6	7	12	5
HRITHIKA MERIN PETER	3	4	2	-3	-2	4
JERIN P J	-1	-1	1	-7	4	-3
JESSICA ELIZEBATH JOFFY	0	7	5	2	0	10
JOSEPH ANTO	-5	-3	0	10	11	6
JULIYA K DAVIS	7	7	8	7	8	11
KRISHNAPRIYA E S	-2	7	9	12	5	7
LIYA POLY	4	6	8	4	1	1
MONICA M.S	3	8	8	13	17	8
NEHA MARIYA	6	3	10	0	6	-5
PRIYAMOL T KURIAN	4	5	8	9	-1	7
ROSE PAUL	-6	2	3	-8	-6	-4
ROSE RAPHEL	4	4	9	9	8	10
SARATH KRISHNA P S	1	5	6	1	-2	7
SAYANA SUBRAMANIAN	-13	-11	-6	-9	-18	-9

ADARSH P S	-18	-26	-21	-20	-20	-21
ALEENA ROSE SHAJU	0	2	-7	-5	-10	-1
ANAGHA ANTONY	3	6	0	8	6	10
ANISHA SHAJI	3	5	11	1	-1	0
ANITTA JIBBY	6	7	7	11	10	9
ASWIN M G	#VALUE!	-15	#VALUE!	-14	#VALUE!	-18
GANGA RAJEEV	0	3	-3	0	8	4
HELMA SEBASTIAN	2	1	4	2	4	-1
HELNA SEBASTIAN	2	4	8	3	8	-1
JOPOL M EDAPPILLY	3	7	4	12	9	12
JOSEBEN M J	-3	-5	-8	-1	-1	-2
LIJO ANTONY	-4	3	-2	0	10	3
LIZ JOHNSON PANADAN	10	9	8	6	8	10
MEENU C IGNATIUS	6	7	5	6	12	6
MOHAMMED THUFAIL A K	-24	-17	-19	-12	-18	-7
ROHITH P S	4	6	0	12	5	7
SANDRA S MARIYA	3	0	8	7	2	6
SHREYA JAYAPRAKASH	16	6	6	11	4	12
SONA K SANTHOSH	-23	-20	-14	-11	-15	-11
SREELAKSHMI.P	15	8	12	13	8	9
SWATHI MENON	10	5	1	2	6	6
THARISH K S	6	1	-5	-10	-11	-3
VIJILJITH M V	-32	-32	-27	-23	-21	-25
VISHNU K S	14	9	6	11	7	10
ARYA VIJAYAN	6	4	-1	-8	-4	1
SANGEETH P S	-14	-19	-23	-18	-17	-22
SIDHARTH P BABU	-1	-11	-19	-10	-5	-10
V R SIDHARTH	12	3	-10	1	5	4

22. B.Sc. Physics SF

Part 1: Individual Student Result

Pass percentage: 77.27%

BSC PHY SF 2019 S1													
REG NO	NAME	PLUS TWO	CC19UE NG1 A01	CC19UENG 1A02	Second Language	CC19UPHY 1B01	CC19UMTS 1C01	CC19UCSC1 C01	TOTAL	RANK FIRST SEM	RANK PLUS TWO	RELATIVE PROGRESS	SIGNATURE
CCATSPH 054	ANEENA SHAJAHAN	79.2	71	68	73	48	50	51	310	3	19	16	
CCATSPH 069	FARHAN A F	63.8	55	49	67	53	63	57	287	8	22	14	
CCATSPH 055	DEVARAJ K R	83.6	65	59	80	50	47	57	301	5	13	8	
CCATSPH 070	NIHAL MOHAMMED	77.6	62	55	66	48	44	46	275	12	20	8	
CCATSPH 050	AMAL JOY	83.8	62	50	74	54	53	64	293	7	12	5	
CCATSPH 068	DILNA SAJI	91.8	70	70	80	61	67	69	348	1	5	4	
CCATSPH 053	ADAM GIL CHRIST JOY	77.25	57	51	60	34	27	54	229	19	21	2	
CCATSPH 062	SAYUJYA K.B	83.08333333	52	64	69	44	36	55	265	13	15	2	
CCATSPH 064	ADILA AP	91	65	59	77	62	41	55	304	4	6	2	
CCATSPH 065	ANAND KRISHNAN	80.16666667	52	48	75	34	35	47	244	17	18	1	

CCATSPH 051	ARDHRA M S	84.6	61	49	72	38	56	60	276	11	11	0	
CCATSPH 052	RIYANTA CORREYA	94.66666 667	67	72	86	48	66	71	339	2	1	-1	
CCATSPH 056	JOSEPH J ALEN	83.08333 333	57	56	66	30	27	49	236	18	15	-3	
CCATSPH 059	LAKSHMIPRIY A. T.U	92.83333 333	59	58	88	51	44	66	300	6	3	-3	
CCATSPH 063	SREELAKSHMI T.J	85.33333 333	59	54	75	47	27	52	262	14	9	-5	
CCATSPH 067	DEVIKA T SURESHBABU	92	65	52	72	52	38	65	279	9	4	-5	
CCATSPH 071	SURYADEV K S	84.75	59	53	84	33	27	56	256	15	10	-5	
CCATSPH 058	LAKSHMIPRIY A T.P	83.41666 667	43	47	73	27	22	53	212	21	14	-7	
CCATSPH 061	RAHUL C SURESH	83.08333 333	52	27	62	27	33	38	201	22	15	-7	
CCATSPH 060	NISHIKANTH V S	93.08333 333	57	55	79	42	45	59	278	10	2	-8	
CCATSPH 066	ASHIK P ANTONY	86.91666 667	51	45	68	42	42	46	248	16	8	-8	
CCATSPH 057	K S SETHULAKSH MI	87.83333 333	54	43	55	34	40	49	226	20	7	-13	

- Please get signature from students after mentioning their relative progress
- Result should be intimated to parents (For students with negative progress (less than -10))

Part 2: Comprehensive Result Analysis

Division	Average marks	median	skew	Maximum marks	Std deviation	O	A+	A	B+	B	C	P	F	Incomplete	Total fail	total	Avg internal marks
CC19UENG1A01 Credit : 3 IA Max - 15 ESE Max - 60	58.9	59	-0.19	71	6.83	0	6	9	6	1	0	0	0	0	0	22	13.1
CC19UENG1A02 Credit : 3 IA Max - 15 ESE Max - 60	53.8	53.5	-0.41	72	9.86	1	3	3	10	4	0	1	0	0	0	22	13.6
Second Language Credit : 4 IA Max - 20 ESE Max - 80	72.8	73	-0.14	88	8.35	0	2	7	10	3	0	0	0	0	0	22	14.5
CC19UPHY1B01 Credit : 2 IA Max - 15 ESE Max - 60	43.9	46	-0.12	62	10.24	0	0	2	5	8	3	4	0	0	0	22	12.3
CC19UMTS1C01 Credit : 3 IA Max - 15 ESE Max - 60	42.3	41.5	0.45	67	12.97	0	2	1	3	5	5	1	0	5	5	22	12.0

CC19UCSC1C01 Credit : 2 IA Max - 15 ESE Max - 60	55.40909091	55	0.0897534 9	71	8.21531143 6	0	5	4	9	3	1	0	0	0	0	22	13.63636364
-----------------------------------------------------------	-------------	----	----------------	----	-----------------	---	---	---	---	---	---	---	---	---	---	----	-------------

Part 3: Category-wise distribution

	CATEGORY	
Z	Y	X
NIL	CC19UMTS1C01 Credit : 3 IA Max - 15 ESE Max - 60	CC19UCSC1C01 Credit : 2 IA Max - 15 ESE Max - 60

Part 4: Z-score

CLASS AVERAGE	58.86363636	53.81818182	72.77272727	43.90909091	42.27272727	55.40909
SUBJECT	CC19UENG1A01 Credit : 3 IA Max - 15 ESE Max - 60	CC19UENG1A02 Credit : 3 IA Max - 15 ESE Max - 60	Second Language Credit : 4 IA Max - 20 ESE Max - 80	CC19UPHY1B01 Credit : 2 IA Max - 15 ESE Max - 60	CC19UMTS1C01 Credit : 3 IA Max - 15 ESE Max - 60	CC19UCSC1C01 Credit : 2 IA Max - 15 ESE Max - 60
AMAL JOY	5	-4	1	10	8	10
ARDHRA M S	3	-5	-1	1	11	6
RIYANTA CORREYA	12	18	16	4	18	19
ADAM GIL CHRIST JOY	-3	-3	-15	-10	-13	-2
ANEENA SHAJAHAN	18	14	0	4	6	-5
DEVARAJ K R	9	5	9	6	4	2
JOSEPH J ALEN	-3	2	-8	-14	-13	-8
K S SETHULAKSHMI	-7	-11	-21	-10	-2	-8
LAKSHMIPRIYA T.P	-23	-7	0	-17	-13	-3
LAKSHMIPRIYA. T.U	0	4	18	7	1	13
NISHIKANTH V S	-3	1	7	-2	2	4
RAHUL C SURESH	-10	-27	-13	-17	-7	-21
SAYUJYA K.B	-10	10	-5	0	-5	0
SREELAKSHMI T.J	0	0	3	3	-13	-4
ADILA AP	9	5	5	18	-1	0
ANAND KRISHNAN	-10	-6	3	-10	-6	-10
ASHIK P ANTONY	-12	-9	-6	-2	0	-11
DEVIKA T SURESHBABU	9	-2	-1	8	-3	12

DILNA SAJI	16	16	9	17	19	17
FARHAN A F	-6	-5	-7	9	16	2
NIHAL MOHAMMED	5	1	-8	4	1	-11
SURYADEV K S	0	-1	13	-11	-13	1

23. B.Sc Psychology SF A

Part 1: Individual Student Result

Pass percentage: 92.11%

BSC PSY SF 2019 A S1													
REG NO	NAME	PLU S T W O	CC19UEN G1A01	CC19UEN G1A02	Second Language	CC19UPS Y1B01	CC19UPS Y1C01	CC19UST A1C02	TOTAL	RANK FIRST SEM	RANK PLUS TWO	RELATIVE PROGRESS	SIGNATURE
CCATS PY024	ANN MARIA MICHAEL	76.2	61	63	96	64	67	75	426	1	26	25	
CCATS PY038	SREEDEVI M S	73.8	58	61	84	55	57	61	376	12	31	19	
CCATS PY035	SHAHINA KAREEM	64.6	57	56	67	63	63	52	358	19	36	17	
CCATS PY026	ARJUN T S	70.0	70	58	52	57	50	51	338	23	34	11	
CCATS PY011	ANNA ELZA THOMAS	82.0	66	63	89	63	54	62	397	10	17	7	
CCATS PY034	SEETHALAKSHMI U.S	79.8	47	61	80	65	53	60	366	15	21	6	
CCATS PY015	PAARVATHY CHANDANA S	84.8	63	65	86	61	64	69	408	7	11	4	
CCATS PY017	SREEDEVI. K.I	86.7	58	66	93	62	69	68	416	4	8	4	
CCATS PY019	VAHIBA K I	79.8	56	54	79	58	50	64	361	17	21	4	
CCATS PY007	SENNA MATHEW MUNDACKAL	70.4	65	49	49	39	47	38	287	30	33	3	
CCATS PY036	SHIVANI DAS	66.6	58	45	49	45	45	27	269	32	35	3	

CCATS PY004	IRIN GEEJO K	74.0	58	63	48	54	50	35	308	27	29	2	
CCATS PY008	SHIMNA SHAMEER M S	79.8	55	65	53	58	61	68	360	18	20	2	
CCATS PY018	SREYA P M	75.4	63	52	71	43	50	39	318	26	28	2	
CCATS PY030	DEVIKA K DHILEEP	78.6	63	55	77	51	51	55	352	21	23	2	
CCATS PY002	DEVA NANDA RAGHAVAN	78.6	69	61	48	55	56	62	351	22	23	1	
CCATS PY014	NAFIA NOUSHAD	85.6	67	66	80	57	65	68	403	8	9	1	
CCATS PY021	ALIYA P A	88.8	62	68	90	65	64	74	423	3	4	1	
CCATS PY032	GRITTY BABU	74.0	53	56	61	50	44	39	303	28	29	1	
CCATS PY037	SIBLE SHAJI	63.2	52	42	43	36	45	27	245	36	37	1	
CCATS PY012	CHRISTINA ROSE JOSHY	87.6	61	67	89	63	59	72	411	5	5	0	
CCATS PY028	ASHLY V .P	43.0	30	14	35	15	14	9	117	38	38	0	
CCATS PY029	ATHIRA RAGHUNATH	83.0	60	55	87	44	43	75	364	16	16	0	
CCATS PY005	MALAVIKA VIPUL	84.3	63	67	50	63	64	68	375	13	12	-1	
CCATS PY010	ANET K K	94.3	60	70	91	65	64	75	425	2	1	-1	
CCATS PY003	FATHIMABATHOOL KARIMBANAKKAL	72.8	57	41	46	41	45	33	263	34	32	-2	
CCATS PY016	SALWA T S	93.8	68	64	84	60	66	69	411	5	2	-3	
CCATS PY009	AKSHAYA O S	92.7	70	66	84	55	60	68	403	8	3	-5	
CCATS PY023	AMRUTHA LINSON	87.4	64	65	86	55	59	65	394	11	6	-5	
CCATS PY033	JEWEL SHAJU	80.2	58	60	65	46	43	52	324	24	19	-5	

CCATS PY013	LIYA JIMMY	81.7	48	48	69	55	38	63	321	25	18	-7	
CCATS PY025	ANNA GEORGE	87.0	59	69	80	57	53	55	373	14	7	-7	
CCATS PY006	NAJIYA K A	84.3	62	54	60	53	64	62	355	20	12	-8	
CCATS PY022	ALWYN SHAJU	75.8	49	43	59	38	27	43	259	35	27	-8	
CCATS PY031	GOUTHAMKRISHNA V A	76.3	57	50	51	37	28	43	266	33	25	-8	
CCATS PY027	ARYA KENNEDY	84.1	43	46	76	44	31	55	295	29	14	-15	
CCATS PY001	ATHIRA SUDHEESH	83.3	54	43	49	41	54	43	284	31	15	-16	
CCATS PY020	AISWARYA SANILKUMAR	85.3	51	42	51	35	36	28	243	37	10	-27	

- Please get signature from students after mentioning their relative progress
- Result should be intimated to parents (For students with negative progress (less than -10))

Part 2: Comprehensive Result Analysis

Division	Average marks	median	skew	Maximum marks	Std deviation	O	A +	A	B +	B	C	P	F	Incomplete	Total fail	total	Avg internal marks
CC19UENG1A01 Credit : 3 IA Max - 15 ESE Max - 60	58.3	58.5	-1.29	70	7.97	0	8	19	7	3	0	1	0	0	0	38	12.4
CC19UENG1A02 Credit : 3 IA Max - 15 ESE Max - 60	56.1	59	-1.51	70	11.29	0	12	8	9	7	1	0	0	1	1	38	13.6
Second Language Credit : 4 IA Max - 20 ESE Max - 80	68.6	70	-0.14	96	17.59	1	8	9	4	3	1	2	0	0	0	38	15.3
CC19UPSY1B01 Credit : 3 IA Max - 15 ESE Max - 60	51.8	55	-1.09	65	11.17	0	4	12	9	5	7	0	0	1	1	38	13.6
CC19UPSY1C01 Credit : 3 IA Max - 15 ESE Max - 60	51.4	53	-0.94	69	12.68	0	9	6	10	7	2	3	0	1	1	38	12.8
CC19USTA1C02 Credit : 3 IA Max - 15 ESE Max - 60	54.47368421	60.5	0.814809205	75	16.60956553	5	9	6	6	3	4	2	0	3	3	38	12.05263158

Part 3: Category-wise distribution

	CATEGORY	
Z	Y	X
NIL	NIL	NIL

Part 4: Z-score

CLASS AVERAGE	58.28947368	56.13157895	68.60526316	51.78947368	51.39473684	54.47368
SUBJECT	CC19UENG1A01 Credit : 3 IA Max - 15 ESE Max - 60	CC19UENG1A02 Credit : 3 IA Max - 15 ESE Max - 60	Second Language Credit : 4 IA Max - 20 ESE Max - 80	CC19UPSY1B01 Credit : 3 IA Max - 15 ESE Max - 60	CC19UPSY1C01 Credit : 3 IA Max - 15 ESE Max - 60	CC19USTA1C02 Credit : 3 IA Max - 15 ESE Max - 60
ATHIRA SUDHEESH	-5	-12	-11	-10	2	-7
DEVA NANDA RAGHAVAN	13	4	-12	3	4	5
FATHIMABATHOOL KARIMBANAKKAL	-2	-13	-13	-10	-5	-13
IRIN GEEJO K	0	6	-12	2	-1	-12
MALAVIKA VIPUL	6	10	-11	10	10	8
NAJIYA K A	5	-2	-5	1	10	5

SENNA MATHEW MUNDACKAL	8	-6	-11	-11	-3	-10
SHIMNA SHAMEER M S	-4	8	-9	6	8	8
AKSHAYA O S	15	9	9	3	7	8
ANET K K	2	12	13	12	10	12
ANNA ELZA THOMAS	10	6	12	10	2	5
CHRISTINA ROSE JOSHY	3	10	12	10	6	11
LIYA JIMMY	-13	-7	0	3	-11	5
NAFIA NOUSHAD	11	9	6	5	11	8
PAARVATHY CHANDANA S	6	8	10	8	10	9
SALWA T S	12	7	9	7	12	9
SREEDEVI. K.I	0	9	14	9	14	8
SREYA P M	6	-4	1	-8	-1	-9
VAHIBA K I	-3	-2	6	6	-1	6
AISWARYA SANILKUMAR	-9	-13	-10	-15	-12	-16
ALIYA P A	5	11	12	12	10	12
ALWYN SHAJU	-12	-12	-5	-12	-19	-7
AMRUTHA LINSON	7	8	10	3	6	6
ANN MARIA MICHAEL	3	6	16	11	12	12
ANNA GEORGE	1	11	6	5	1	0
ARJUN T S	15	2	-9	5	-1	-2
ARYA KENNEDY	-19	-9	4	-7	-16	0
ASHLY V .P	-36	-37	-19	-33	-29	-27
ATHIRA RAGHUNATH	2	-1	10	-7	-7	12
DEVIKA K DHILEEP	6	-1	5	-1	0	0
GOUTHAMKRISHNA V A	-2	-5	-10	-13	-18	-7
GRITTY BABU	-7	0	-4	-2	-6	-9
JEWEL SHAJU	0	3	-2	-5	-7	-1
SEETHALAKSHMI U.S	-14	4	6	12	1	3
SHAHINA KAREEM	-2	0	-1	10	9	-1
SHIVANI DAS	0	-10	-11	-6	-5	-17
SIBLE SHAJI	-8	-13	-15	-14	-5	-17
SREEDEVI M S	0	4	9	3	4	4

24. B.Sc. Psychology SF B

Part 1: Individual Student Result

Pass percentage: 86.96%

BSC PSY SF 2019 B S1

REG NO	NAME	PLUS TWO	CC19UENG1A 01	CC19UENG1A 02	Second Languag e	CC19UPSY1B 01	CC19UPSY1C 01	CC19USTA1C 02	TOTA L	RAN K FIRS T SEM	RAN K PLU S TWO	RELATIV E PROGRE SS	SIGNATU RE
CCATSPY0 42	MARIYA AGNES	57	72	64	70	52	50	50	358	9	23	14	
CCATSPY0 43	NEHA SAFAR BIND SHIHAB	64.333333 33	70	59	54	60	58	54	355	11	22	11	
CCATSPY0 39	ANGELIN SURAJ	74.6	69	61	63	51	59	56	359	7	16	9	
CCATSPY0 49	PRATHIBA PRADEEP	79.8	56	61	82	58	49	58	364	6	13	7	
CCATSPY0 52	ALINA ROY	68.8	59	52	67	51	51	55	335	14	20	6	
CCATSPY0 54	ANGEL JAISON	81.833333 33	62	60	74	57	53	53	359	7	10	3	
CCATSPY0 46	HIBA MOHAMM ED SHAREEF	70.4	51	52	64	59	36	51	313	17	19	2	
CCATSPY0 47	KESIA BENNY	89.916666 67	68	69	91	65	55	75	423	1	3	2	
CCATSPY0 50	ROSHNIA A R	87.916666 67	60	69	91	62	65	61	408	3	5	2	
CCATSPY0 57	KASYAP S	85	66	58	82	63	48	51	368	5	7	2	

CCATSPY0 60	SANDRA K S	67.833333 33	51	51	62	40	39	34		277	19	21	2	
CCATSPY0 40	DELNA JOSEPH	81.5	72	56	62	60	52	52		354	12	11	-1	
CCATSPY0 41	MARIAM ROUF NM	76.2	59	50	48	59	50	67		333	15	14	-1	
CCATSPY0 55	ARPITHA T ROSHAN	90.8	66	66	87	65	64	67		415	2	1	-1	
CCATSPY0 59	MEGHA GIRISH	90.25	51	62	83	67	65	66		394	4	2	-2	
CCATSPY0 51	ADITH JOSEPH V	73.4	49	40	35	37	19	18		198	22	17	-5	
CCATSPY0 56	GOKUL A K	72.583333 33	40	19	28	20	15	-		122	23	18	-5	
CCATSPY0 48	MINNA JOHNSON	75.916666 67	33	36	48	40	30	37		224	21	15	-6	
CCATSPY0 61	SONA JOJU	89.833333 33	53	55	77	58	56	58		357	10	4	-6	
CCATSPY0 58	LISNA JAMES	85.833333 33	43	51	78	54	44	69		339	13	6	-7	
CCATSPY0 45	ATHULYA PIUS	84.666666 67	60	64	84	53	35	27		323	16	8	-8	
CCATSPY0 53	AMAL ROSE JOSE	81.166666 67	46	27	45	27	46	37		228	20	12	-8	
CCATSPY0 44	ANGEL ROY	83.666666 67	46	50	39	52	38	53		278	18	9	-9	

- Please get signature from students after mentioning their relative progress
- Result should be intimated to parents (For students with negative progress (less than -10))

Part 2: Comprehensive Result Analysis

Division	Average marks	median	skew	Maximum marks	Std deviation	O	A+	A	B+	B	C	P	F	Incomplete	Total fail	total	Avg internal marks
CC19UENG1A01 Credit : 3 IA Max - 15 ESE Max - 60	56.6	59	-0.34	72	10.84	2	5	5	6	3	1	1	0	0	0	23	11.9
CC19UENG1A02 Credit : 3 IA Max - 15 ESE Max - 60	53.5	56	-1.33	69	12.83	0	5	6	8	0	2	0	0	2	2	23	12.8
Second Language Credit : 4 IA Max - 20 ESE Max - 80	65.8	67	-0.47	91	18.55	0	3	6	3	4	4	2	0	1	1	23	15.6
CC19UPSY1B01 Credit : 3 IA Max - 15 ESE Max - 60	52.6	57	-1.35	67	12.28	0	3	9	6	0	3	0	0	2	2	23	13.9
CC19UPSY1C01 Credit : 3 IA Max - 15 ESE Max - 60	46.8	50	-0.83	65	13.42	0	3	2	8	3	4	1	0	2	2	23	11.7

CC19USTA1C02 Credit : 3 IA Max - 15 ESE Max - 60	52.68181818	53.5	- 0.71360065 6	75	14.749935 8	2	4	2	9	0	3	0	0	3	3	23	12.82608696
-----------------------------------------------------------	-------------	------	----------------------	----	----------------	---	---	---	---	---	---	---	---	---	---	----	-------------

Part 3: Category-wise distribution

	CATEGORY	
Z	Y	X
NIL	NIL	CC19USTA1C02 Credit : 3 IA Max - 15 ESE Max - 60

Part 4: Z-score

CLASS AVERAGE	56.60869565	53.52173913	65.82608696	52.56521739	46.82608696	52.68182
SUBJECT	CC19UENG1A01 Credit : 3 IA Max - 15 ESE Max - 60	CC19UENG1A02 Credit : 3 IA Max - 15 ESE Max - 60	Second Language Credit : 4 IA Max - 20 ESE Max - 80	CC19UPSY1B01 Credit : 3 IA Max - 15 ESE Max - 60	CC19UPSY1C01 Credit : 3 IA Max - 15 ESE Max - 60	CC19USTA1C02 Credit : 3 IA Max - 15 ESE Max - 60
ANGELIN SURAJ	11	6	-2	-1	9	2
DELNA JOSEPH	14	2	-2	6	4	0
MARIAM ROUF NM	2	-3	-10	5	2	10
MARIYA AGNES	14	8	2	0	2	-2
NEHA SAFAR BIND SHIHAB	12	4	-6	6	8	1
ANGEL ROY	-10	-3	-14	0	-7	0
ATHULYA PIUS	3	8	10	0	-9	-18
HIBA MOHAMMED SHAREEF	-5	-1	-1	5	-8	-1
KESIA BENNY	11	12	14	10	6	15
MINNA JOHNSON	-22	-14	-10	-10	-13	-11
PRATHIBA PRADEEP	-1	6	9	4	2	4
ROSHNIA A R	3	12	14	8	14	13
ADITH JOSEPH V	-7	-11	-17	-13	-21	-24
ALINA ROY	2	-1	1	-1	3	2
AMAL ROSE JOSE	-10	-21	-11	-22	-1	-11
ANGEL JAISON	5	5	4	4	5	0
ARPITHA T ROSHAN	9	10	11	10	13	10
GOKUL A K	-15	-27	-20	-27	-24	#VALUE!
KASYAP S	9	3	9	8	1	-1

LISNA JAMES	-13	-2	7	1	-2	11
MEGHA GIRISH	-5	7	9	12	14	9
SANDRA K S	-5	-2	-2	-10	-6	-13
SONA JOJU	-3	1	6	4	7	4

25. B.Sc. Zoology

Part 1: Individual Student Result

Pass percentage: 86.84%

BSC ZOOLOGY													
REG NO	NAME	PLU S TW O	CC19UENG1 A01	CC19UENG1 A02	Second Langua ge	CC19UZOL1B 01	CC19UCHE1 C01	CC19UBOT1 C01	TOT AL	RAN K FIRS T SEM	RAN K PLU S TW O	RELATIV E PROGRE SS	SIGNATU RE
CCATSZOO 29	JOHN. U.A.	63.5 0	65	68	74	70	52	63	392	9	38	29	
CCATSZOO 27	GOPIKA K.G	73.0 0	50	58	89	31	29	38	295	27	36	9	
CCATSZOO 18	ANAGHA BIJO	86.2 5	61	65	86	53	54	54	373	14	20	6	
CCATSZOO 24	ASWANI K P	79.5 8	61	59	92	27	43	27	309	25	31	6	
CCATSZOO 35	ALAN NARAYANA N	85.3 3	49	61	88	56	58	51	363	17	23	6	
CCATSZOO 06	APARNA V SUNILKUMA R	68.7 5	51	37	82	27	27	27	251	32	37	5	
CCATSZOO 15	ALEENA URUMESE	89.5 0	65	57	76	62	63	67	390	10	15	5	
CCATSZOO 10	ROSNA JOY	80.1 7	56	56	66	39	44	45	306	26	30	4	

CCATSZ00 04	ANJANA VARGHESE	93.0 8	72	67	87	68	59	71	424	6	9	3
CCATSZ00 36	ANNA SWETHA GEORGE	94.5 0	67	73	75	74	73	74	436	3	6	3
CCATSZ00 05	ANNREEN A SOJAN P.	87.6 7	70	70	92	41	46	53	372	15	17	2
CCATSZ00 19	ANAGHA K B	83.3 3	51	48	79	43	44	54	319	23	25	2
CCATSZ00 20	ANAMIKA K S	95.0 8	68	70	92	69	72	74	445	2	4	2
CCATSZ00 23	ASHIKHA FARSANA P J	95.4 2	70	71	97	72	68	73	451	1	3	2
CCATSZ00 14	ABHIRAMI E J	93.4 2	73	65	81	55	66	62	402	7	8	1
CCATSZ00 28	HELEN BIJU	77.3 3	52	49	61	30	21	36	249	33	34	1
CCATSZ00 38	VIDYA I	89.8 3	63	61	81	55	58	56	374	13	14	1
CCATSZ00 01	ABHIRAM P S	90.9 2	64	60	85	49	53	65	376	12	12	0
CCATSZ00 03	ANLITTA JACKSON	84.4 2	54	48	77	41	46	48	314	24	24	0
CCATSZ00 32	RIDHIKA PAUL	91.3 3	59	67	77	59	58	63	383	11	11	0
CCATSZ00 37	KRISHNAPRI YA G S	77.5 8	39	51	50	44	35	30	249	33	33	0
CCATSZ00 08	DEVI P C	76.1 7	47	41	63	30	27	22	230	36	35	-1
CCATSZ00 16	ALYNA ROSE VARGHESE	87.0 0	60	61	75	53	46	52	347	20	19	-1
CCATSZ00 33	SHAHEL A Z	82.0 0	56	60	54	42	30	27	269	29	28	-1

CCATSZOO 11	SANDRA K N	98.1 7	71	70	88	68	68	69	434	4	1	-3
CCATSZOO 13	SWAPNA SUDHA T R	94.8 3	61	64	89	67	61	57	399	8	5	-3
CCATSZOO 25	ATHULA T V	96.9 2	66	64	92	71	69	70	432	5	2	-3
CCATSZOO 12	SREYA KUMAR .K	87.6 7	58	54	76	31	54	54	327	21	17	-4
CCATSZOO 09	DURGA NAIR P	78.7 5	38	36	43	30	27	27	201	37	32	-5
CCATSZOO 31	MOHEMME D IRFAN K I	83.1 7	45	49	45	41	37	36	253	31	26	-5
CCATSZOO 07	BHADRA P.S	85.5 0	52	56	61	38	36	45	288	28	22	-6
CCATSZOO 26	DELWIN DAVIS	89.4 2	42	59	61	54	45	65	326	22	16	-6
CCATSZOO 34	AASTHA MARGERET JOSE	90.6 7	61	59	59	56	58	63	356	19	13	-6
CCATSZOO 02	ACHUDAS. K.D	92.1 7	64	56	88	41	56	58	363	17	10	-7
CCATSZOO 17	AMAL MICHEL	82.5 0	47	49	61	27	28	35	247	35	27	-8
CCATSZOO 21	ARCHANA N K	85.5 8	47	52	66	28	38	35	266	30	21	-9
CCATSZOO 22	ARUN M JOSSY	80.2 5	42	43	68	10	9	5	177	38	29	-9
CCATSZOO 30	JOYEL NELSON	94.0 0	57	59	62	66	63	63	370	16	7	-9

- Please get signature from students after mentioning their relative progress
- Result should be intimated to parents (For students with negative progress (less than -10))

Part 2: Comprehensive Result Analysis

Division	Average marks	median	skew	Maximum marks	Std deviation	O	A +	A	B +	B	C	P	F	Incomplete	Total fail	total	Avg internal marks
CC19UENG1A01 Credit : 3 IA Max - 15 ESE Max - 60	57.2	58.5	-0.25	73	9.70	2	10	9	9	6	2	0	0	0	0	38	12.2
CC19UENG1A02 Credit : 3 IA Max - 15 ESE Max - 60	57.7	59	-0.54	73	9.43	1	11	1	9	3	3	0	0	0	0	38	13.5
Second Language Credit : 4 IA Max - 20 ESE Max - 80	74.7	76.5	-0.49	97	14.33	1	12	1	4	7	3	1	0	0	0	38	16.1
CC19UZOL1B01 Credit : 2 IA Max - 15 ESE Max - 60	47.8	46.5	-0.12	74	16.50	2	7	2	8	3	6	7	0	3	3	38	12.3
CC19UCHE1C01 Credit : 2 IA Max - 15 ESE Max - 60	47.9	49	-0.40	73	15.97	2	4	8	5	7	4	4	0	4	4	38	12.3

CC19UBOT1C0 1 Credit : 2 IA Max - 15 ESE Max - 60	50.39473684	54	0.59640684 -	74	17.1992134	9	3	6	7	7	3	5	2	0	5	5	38	12.39473684
---------------------------------------------------------------	-------------	----	-----------------	----	------------	---	---	---	---	---	---	---	---	---	---	---	----	-------------

Part 3: Category-wise distribution

	CATEGORY	
Z	Y	X
NIL	NIL	CC19UCHE1C01 Credit : 2 IA Max - 15 ESE Max - 60
		CC19UBOT1C01 Credit : 2 IA Max - 15 ESE Max - 60

Part 4: Z-score

CLASS AVERAGE	57.21052632	57.71052632	74.68421053	47.78947368	47.86842105	50.39474
SUBJECT	CC19UENG1A01 Credit : 3 IA Max - 15 ESE Max - 60	CC19UENG1A02 Credit : 3 IA Max - 15 ESE Max - 60	Second Language Credit : 4 IA Max - 20 ESE Max - 80	CC19UZOL1B01 Credit : 2 IA Max - 15 ESE Max - 60	CC19UCHE1C01 Credit : 2 IA Max - 15 ESE Max - 60	CC19UBOT1C01 Credit : 2 IA Max - 15 ESE Max - 60
ABHIRAM P S	7	2	7	1	3	8
ACHUDAS. K.D	7	-2	9	-4	5	4
ANLITTA JACKSON	-3	-10	2	-4	-1	-1
ANJANA VARGHESE	15	10	9	12	7	12
ANN TREENA SOJAN P.	13	13	12	-4	-1	2
APARNA V SUNILKUMAR	-6	-22	5	-13	-14	-14
BHADRA P.S	-5	-2	-10	-6	-7	-3
DEVI P C	-11	-18	-8	-11	-14	-14
DURGA NAIR P	-20	-23	-22	-11	-13	-14
ROSNA JOY	-1	-2	-6	-5	-2	-3
SANDRA K N	14	13	9	12	13	11
SREYA KUMAR .K	1	-4	1	-10	4	2
SWAPNA SUDHA T R	4	7	10	12	8	4
ABHIRAMI E J	16	8	4	4	11	7
ALEENA URUMESE	8	-1	1	9	9	10
ALYNA ROSE VARGHESE	3	3	0	3	-1	1
AMAL MICHEL	-11	-9	-10	-13	-12	-9
ANAGHA BIJO	4	8	8	3	4	2
ANAGHA K B	-6	-10	3	-3	-2	2
ANAMIKA K S	11	13	12	13	15	14

ARCHANA N K	-11	-6	-6	-12	-6	-9
ARUN M JOSSY	-16	-16	-5	-23	-24	-26
ASHIKHA FARSANA P J	13	14	16	15	13	13
ASWANI K P	4	1	12	-13	-3	-14
ATHULA T V	9	7	12	14	13	11
DELWIN DAVIS	-16	1	-10	4	-2	8
GOPIKA K.G	-7	0	10	-10	-12	-7
HELEN BIJU	-5	-9	-10	-11	-17	-8
JOHN. U.A.	8	11	0	13	3	7
JOYEL NELSON	0	1	-9	11	9	7
MOHEMMED IRFAN K I	-13	-9	-21	-4	-7	-8
RIDHIKA PAUL	2	10	2	7	6	7
SHAHEL A Z	-1	2	-14	-4	-11	-14
AASTHA MARGERET JOSE	4	1	-11	5	6	7
ALAN NARAYANAN	-8	3	9	5	6	0
ANNA SWETHA GEORGE	10	16	0	16	16	14
KRISHNAPRIYA G S	-19	-7	-17	-2	-8	-12
VIDHYA I	6	3	4	4	6	3

26. BSW

Part 1: Individual Student Result

Pass percentage: 48.84%

BSW												
REG NO	NAME	PLUS TWO	CC19UENG1A 01	CC19UENG1A 02	Second Language	CC19UBSW1B 01	CC19USGY1C 01	TOTAL	RANK FIRST SEM	RANK PLUS TWO	RELATIVE PROGRESS	SIGNATURE
CCATBSW042	SYAM KRISHNA	59.75	50	38	51	27	24	190	22	43	21	
CCATBSW013	JOMON BABU	62.25	50	43	37	27	28	185	24	40	16	
CCATBSW035	MIDHUN K.V.	71.17	55	51	64	40	49	259	6	22	16	
CCATBSW038	MUHAMMED THANVIN K	60.75	40	47	45	23	19	174	28	41	13	
CCATBSW036	MUHAMED SUHAIL MUDAVANKATTIL	73.8	58	44	55	51	50	258	7	18	11	
CCATBSW002	ASWATHY K SURESH	65.75	44	40	42	40	29	195	21	30	9	
CCATBSW022	AISWARYA .K. P	63	37	27	49	28	25	166	30	38	8	
CCATBSW043	VISHNU SATHEESH	60.5	37	38	41	24	14	154	34	42	8	
CCATBSW006	SARANGI K	70.17	54	44	46	45	27	216	17	24	7	

CCATBSW02 0	ABIRAMI P R	73.7 1	48	39	60	42	41	230	14	20	6
CCATBSW02 3	ANETT THOMAS	85	68	60	82	67	64	341	1	7	6
CCATBSW01 6	NAVANEETH T A	75.9 2	67	50	63	36	39	255	9	14	5
CCATBSW00 4	JOHN TOM ANTO	62.4 2	52	27	38	17	17	151	35	39	4
CCATBSW03 7	MUHAMMED HAFIS N H	75.5 8	55	39	53	36	48	231	12	15	3
CCATBSW02 1	AEBEL JOSEPH	70.0 8	27	36	53	35	36	187	23	25	2
CCATBSW02 8	ATHIRA N B	73.2 5	39	38	45	38	44	204	19	21	2
CCATBSW04 1	SANDHRA SIMON	63.7 5	27	27	45	37	21	157	33	35	2
CCATBSW00 9	CAROLIN SUNNY MATHEWS	88.4	58	59	58	48	54	277	3	4	1
CCATBSW01 5	MAISHA C T	85.2 5	60	47	51	51	57	266	4	5	1
CCATBSW03 0	FABIN FRANCIS	68.2 5	27	42	57	35	19	180	26	26	0
CCATBSW03 3	MANJUSHA M	66.2	42	34	42	30	22	170	29	29	0
CCATBSW04 0	NOBLE KURIAN	79	48	39	57	43	44	231	12	12	0
CCATBSW00 1	APARNA B MENON	95.2	67	61	63	55	58	304	2	1	-1
CCATBSW01 0	CRISTEENA C J	81.1 7	51	45	63	50	43	252	10	9	-1
CCATBSW03 2	KARNNAKI T M	90.5 8	48	47	66	49	56	266	4	3	-1
CCATBSW02 7	ASWIN PAUL	71.0 8	40	27	47	39	30	183	25	23	-2

CCATBSW005	ROSE MARIA TAISON	78	52	45	42	43	35	217	16	13	-3
CCATBSW008	ADITYA PS	83.8 3	54	39	55	38	50	236	11	8	-3
CCATBSW012	HARIKRISHNA M S	63.4 2	45	28	18	14	5	110	41	37	-4
CCATBSW014	KESAV P S	74.4	51	40	50	22	40	203	20	16	-4
CCATBSW017	AATHI KRISHNA S	68	51	34	27	26	26	164	31	27	-4
CCATBSW018	ABHISHEK C T	63.9 2	27	27	53	16	15	138	38	34	-4
CCATBSW003	ASWINI K U	65.4 2	38	26	37	25	18	144	36	31	-5
CCATBSW029	DEVADATH KRISHNAN C V	80.5 8	52	41	54	35	47	229	15	10	-5
CCATBSW011	FATHIMA NOUSHAD K N	90.9 2	49	46	65	43	53	256	8	2	-6
CCATBSW019	ABIN CHACKO	63.6	41	14	13	11	16	95	42	36	-6
CCATBSW039	NIDHEESH .C .S	64.0 8	28	13	50	18	18	127	39	33	-6
CCATBSW031	GEORGE DENNIES	64.9 2	37	28	21	16	21	123	40	32	-8
CCATBSW024	ANJALY PREMJITH	85.2 5	39	39	50	43	44	215	18	5	-13
CCATBSW007	VAISHNAV HARI	74.1 7	47	27	35	29	22	160	32	17	-15
CCATBSW034	MARIYA BINOY	66.8 3	14	18	16	16	14	78	43	28	-15
CCATBSW025	ANJANA JOSE	79.5	50	34	29	37	29	179	27	11	-16
CCATBSW026	ANJITHA T V	73.7 5	38	27	38	19	18	140	37	19	-18

- Please get signature from students after mentioning their relative progress
- Result should be intimated to parents (For students with negative progress (less than -10))

Part 2: Comprehensive Result Analysis

Division	Average marks	median	skew	Maximum marks	Std deviation	O	A+	A	B+	B	C	P	F	Incomplete	Total fail	total	Avg internal marks
CC19UENG1A01 Credit : 3 IA Max - 15 ESE Max - 60	45.6	48	0.40	68	11.79	0	3	3	14	7	10	3	0	3	3	43	9.7
CC19UENG1A02 Credit : 3 IA Max - 15 ESE Max - 60	37.5	39	0.07	61	11.11	0	0	3	2	10	15	7	0	6	6	43	10.4
Second Language Credit : 4 IA Max - 20 ESE Max - 80	47.1	50	0.44	82	14.47	0	0	1	2	10	15	9	0	6	6	43	11.3
CC19UBSW1B01 Credit : 5 IA Max - 20 ESE Max - 80	34.5	36	0.08	67	12.76	0	0	0	1	1	6	18	0	17	17	43	11.4
CC19USGY1C01 Credit : 4	33.5	30	0.20	64	15.14	0	0	0	0	4	7	10	0	22	22	43	12.2

IA Max - 20 ESE
Max - 80

Part 3: Category-wise distribution

	CATEGORY	
Z	Y	X
CC19UBSW1B01 Credit : 5 IA Max - 20 ESE Max - 80	NIL	NIL
CC19USGY1C01 Credit : 4 IA Max - 20 ESE Max - 80		

Part 4: Z-score

CLASS AVERAGE	45.58139535	37.51162791	47.11627907	34.46511628	33.46511628
SUBJECT	CC19UENG1A01 Credit : 3 IA Max - 15 ESE Max - 60	CC19UENG1A02 Credit : 3 IA Max - 15 ESE Max - 60	Second Language Credit : 4 IA Max - 20 ESE Max - 80	CC19UBSW1B01 Credit : 5 IA Max - 20 ESE Max - 80	CC19USGY1C01 Credit : 4 IA Max - 20 ESE Max - 80
APARNA B MENON	18	21	11	16	16
ASWATHY K SURESH	-1	2	-4	4	-3
ASWINI K U	-6	-10	-7	-7	-10
JOHN TOM ANTO	5	-9	-6	-14	-11
ROSE MARIA TAISON	5	7	-4	7	1
SARANGI K	7	6	-1	8	-4
VAISHNAV HARI	1	-9	-8	-4	-8
ADITYA PS	7	1	5	3	11
CAROLIN SUNNY MATHEWS	11	19	8	11	14
CRISTEENA C J	5	7	11	12	6
FATHIMA NOUSHAD K N	3	8	12	7	13
HARIKRISHNA M S	0	-9	-20	-16	-19
JOMON BABU	4	5	-7	-6	-4
KESAV P S	5	2	2	-10	4
MAISHA C T	12	9	3	13	16
NAVANEETH T A	18	11	11	1	4
AATHI KRISHNA S	5	-3	-14	7	2
ABHISHEK C T	-16	-9	4	-14	-12
ABIN CHACKO	-4	-21	-24	-18	-12
ABIRAMI P R	2	1	9	6	5
AEBEL JOSEPH	-16	-1	4	0	2

AISWARYA .K. P	-7	-10	1	-5	-6
ANETT THOMAS	19	20	24	26	20
ANJALY PREMJIITH	-6	1	2	7	7
ANJANA JOSE	4	-3	-13	2	-3
ANJITHA T V	-6	-9	-6	-12	-10
ASWIN PAUL	-5	-9	0	4	-2
ATHIRA N B	-6	0	-1	3	7
DEVADATH KRISHNAN C V	5	3	5	0	9
FABIN FRANCIS	-17	4	7	0	-10
GEORGE DENNIES	-7	-9	-18	-14	-8
KARNNAKI T M	2	9	13	11	15
MANJUSHA M	-3	-3	-4	-4	-8
MARIYA BINOY	-27	-18	-22	-14	-13
MIDHUN K.V.	8	12	12	4	10
MUHAMED SUHAIL MUDAVANKATTIL	11	6	5	13	11
MUHAMMED HAFIS N H	8	1	4	1	10
MUHAMMED THANVIN K	-5	9	-1	-9	-10
NIDHEESH .C .S	-15	-22	2	-13	-10
NOBLE KURIAN	2	1	7	7	7
SANDHRA SIMON	-17	-10	-1	2	-8
SYAM KRISHNA	4	0	3	-6	-6
VISHNU SATHEESH	-7	0	-4	-8	-13

27. B.VOC Food Technology

Part 1: Individual Student Result

Pass percentage: 96.77%

BVOC FOOD TECH 2019 S1												
REG NO	NAME	PLUS TWO	CC18UGEC 1EG01	Second Language	CC18UGEC 1PF03	CC18USDC 1FF01	CC18USDC 1BC03	TOTAL	RANK FIRST SEM	RANK PLUS TWO	RELATIVE PROGRESS	SIGNATURE
CCATBV F020	ASIN ROS	63.8	60	64	80	83	83	370	17	29	12	
CCATBV F008	HELEN B CHALISSERY	87	77	75	92	86	89	419	5	16	11	
CCATBV F030	REHNA T M	87.4	82	80	85	97	85	429	4	15	11	
CCATBV F013	SEBIN VARGHESE	72.41666667	69	63	77	81	80	370	17	26	9	
CCATBV F027	JORJINA C JOY	81.66666667	74	80	83	85	73	395	12	20	8	
CCATBV F001	ABIYA P.P	81	61	62	80	85	85	373	16	22	6	
CCATBV F021	ASWATHY. N.T	62.6875	51	59	45	41	54	250	27	31	4	
CCATBV F031	SHEETAL ANN SANDO	84.08333333	76	73	79	84	82	394	13	17	4	
CCATBV F018	ANGEL MARIYA K S	89.91666667	73	84	84	85	84	410	8	11	3	
CCATBV F026	JISHA. P.J	82.41666667	68	77	72	83	79	379	15	18	3	
CCATBV F003	AKSHAYA A S	89	77	70	79	83	89	398	11	13	2	
CCATBV F010	KRISHNA PRABHA. M	93.08333333	83	83	92	90	93	441	2	3	1	

CCATBV F028	NIYA MARIYA K	96.75	84	81	98	93	90	446	1	2	1	
CCATBV F029	RAHUL GRESH A	63.1666 6667	48	48	43	51	44	234	29	30	1	
CCATBV F014	VAISAKH M MANOHARAN	77.75	60	66	66	54	63	309	24	24	0	
CCATBV F017	AIYSHA P S	82.0833 3333	66	62	79	85	69	361	19	19	0	
CCATBV F022	DEEPTHY BABU	91.6666 6667	77	83	85	90	82	417	6	6	0	
CCATBV F025	JAIVIN VARGHESE	79.75	51	60	62	70	69	312	23	23	0	
CCATBV F004	ANTONY STEVE. K .G.	81.1666 6667	60	57	66	70	70	323	22	21	-1	
CCATBV F024	HAFA. N. T	90.4166 6667	82	68	82	83	85	400	10	9	-1	
CCATBV F002	AISWARYA.K.P	92	73	78	87	86	87	411	7	5	-2	
CCATBV F005	ASWATHI C.R	97.6666 6667	83	84	95	83	93	438	3	1	-2	
CCATBV F015	ABHILASH SASI	68.25	40	40	48	42	40	210	30	28	-2	
CCATBV F006	DRISHYA SURESH M S	74.6666 6667	51	34	46	54	53	238	28	25	-3	
CCATBV F012	SAMUEL ROY	70.25	50	41	45	29	40	205	31	27	-4	
CCATBV F019	ARYA. M	92.75	72	83	75	90	88	408	9	4	-5	
CCATBV F007	GEMS DAISY DEVASIA	88.6666 6667	64	67	75	71	81	358	20	14	-6	
CCATBV F023	DIGNA GEORGE	91.1666 6667	81	75	81	78	74	389	14	7	-7	
CCATBV F016	ADHARSH V S	91.0833 3333	65	71	78	76	57	347	21	8	-13	
CCATBV F009	HERALD TITUS	89.5833 3333	54	52	67	70	60	303	26	12	-14	
CCATBV F011	MILINTH JAYAN	90	63	58	55	70	62	308	25	10	-15	

- Please get signature from students after mentioning their relative progress
- Result should be intimated to parents (For students with negative progress (less than -10))

Part 2: Comprehensive Result Analysis

Division	Average marks	median	skew	Maximum marks	Std deviation	O	A+	A	B+	B	C	P	F	Incomplete	Total fail	total	Avg internal marks
CC18UGEC1EG01 Credit : 4 IA Max - 20 ESE Max - 80	66.8	68	-0.29	87	13.12	0	1	8	9	6	5	2	0	0	0	31	16.6
Second Language Credit : 4 IA Max - 20 ESE Max - 80	67.2	69	-0.73	84	12.88	0	0	11	7	8	2	3	0	0	0	31	16.7
CC18UGEC1PF03 Credit : 4 IA Max - 20 ESE Max - 80	73.6	79	-0.71	98	15.63	2	5	13	4	2	4	1	0	0	0	31	18.8
CC18USDC1FF01 Credit : 3 IA Max - 20 ESE Max - 80	75.1	83	-1.28	97	16.84	1	10	9	5	0	3	2	0	1	1	31	18.4
CC18USDC1BC03 Credit : 4 IA Max - 20 ESE Max - 80	73.6	80	-0.81	93	15.75	0	10	7	5	4	2	3	0	0	0	31	16.6

Part 3: Category-wise distribution

CATEGORY		
Z	Y	X
NIL	NIL	NIL

Part 4: Z-score

CLASS AVERAGE	66.80645161	67.16129032	73.58064516	75.09677419	73.64516129
SUBJECT	CC18UGEC1EG01 Credit : 4 IA Max - 20 ESE Max - 80	Second Language Credit : 4 IA Max - 20 ESE Max - 80	CC18UGEC1PF03 Credit : 4 IA Max - 20 ESE Max - 80	CC18USDC1FF01 Credit : 3 IA Max - 20 ESE Max - 80	CC18USDC1BC03 Credit : 4 IA Max - 20 ESE Max - 80
ABIYA P.P	-4	-4	4	6	7
AISWARYA.K.P	5	8	9	6	8
AKSHAYA A S	5	5	3	5	10
ANTONY STEVE. K .G.	-7	-6	-5	-3	-2
ASWATHI C.R	12	13	14	5	12
DRISHYA SURESH M S	-17	-20	-18	-13	-13
GEMS DAISY DEVASIA	-5	3	1	-2	5

HELEN B CHALISSERY	5	8	12	6	10
HERALD TITUS	-11	-11	-4	-3	-9
KRISHNA PRABHA. M	13	12	12	9	12
MILINTH JAYAN	-7	-3	-12	-3	-7
SAMUEL ROY	-13	-20	-18	-27	-21
SEBIN VARGHESE	1	-2	2	4	4
VAISAKH M MANOHARAN	-7	1	-5	-13	-7
ABHILASH SASI	-20	-22	-16	-20	-21
ADHARSH V S	1	1	3	1	-11
AIYSHA P S	1	-6	3	6	-3
ANGEL MARIYA K S	5	12	7	6	7
ARYA. M	5	11	1	9	9
ASIN ROS	-4	-3	4	5	6
ASWATHY. N.T	-11	-7	-18	-20	-12
DEEPTHY BABU	9	12	7	9	5
DIGNA GEORGE	12	5	5	2	0
HAFA. N. T	12	0	5	5	7
JAIVIN VARGHESE	-11	-7	-7	-3	-3
JISHA. P.J	2	6	-1	5	3
JORJINA C JOY	8	8	6	6	0
NIYA MARIYA K	15	8	16	11	10
RAHUL GRESH A	-15	-14	-20	-14	-19
REHNA T M	12	9	7	13	7
SHEETAL ANN SANDO	9	3	3	5	5

28. B.VOC Information Technology

Part 1: Individual Student Result

Pass percentage: 85.29%

BVOC INFO TECH 2019 S1														
REG NO	NAME	PLUS TWO	CC18UG EC1 EG01	Second Language	CC18U GEC1 BM03	CC18US DC1 BA01	CC18US DC1 PP02	CC18US DC1 DB03	CC18 USDC 1 DB05 P	TOTAL	RANK FIRST SEM	RANK PLUS TWO	RE LA TIV E PR OG RE SS	SIGNAT URE
CCATBVI 020	RUFSANATH IH	63.8	58	54	63	71	49	67	83	445	11	29	18	
CCATBVI 012	MANJIMA P.M	74.083333	56	63	63	72	73	54	89	470	8	25	17	
CCATBVI 023	T U KISHAN KRISHNA	80.8	88	76	73	77	70	74	89	547	2	16	14	
CCATBVI 017	REYNOLD BYJU	80.166666	61	77	73	44	72	63	88	478	7	17	10	
CCATBVI 010	JACOB JOHN	69.833333	57	56	62	51	42	60	96	424	18	27	9	
CCATBVI 003	AN MARY THOMSON	86.25	75	63	72	84	87	71	70	522	5	8	3	
CCATBVI 011	JERIN JULIUS	77.2	69	61	65	48	63	40	80	426	17	20	3	
CCATBVI 015	PRINCE ROY	74.833333	55	50	61	46	51	53	77	393	21	24	3	
CCATBVI 029	MINOS JOHNSON	76	61	69	59	41	43	47	86	406	20	23	3	

CCATBVI 032	RESHMA M RADHAKRISH NAN	78.58333 333	65	71	57	42	53	55	94	437	16	19	3	
CCATBVI 034	VISHNU PRASAD K S	56.33333 333	33	45	32	45	21	40	78	294	30	33	3	
CCATBVI 006	ASWATHY KANNAN E U	63.58333 333	49	41	32	40	40	40	65	307	28	30	2	
CCATBVI 009	HRISHIKESH K S	84.16666 667	64	65	49	64	67	52	85	446	10	11	1	
CCATBVI 016	RESHMI K	89.08333 333	75	69	77	82	71	67	87	528	4	5	1	
CCATBVI 031	RAHUL PRADEEP	59.16666 667	44	45	24	40	29	40	60	282	31	32	1	
CCATBVI 005	ASWANTH SUNIL	96.5	82	81	97	83	89	85	92	609	1	1	0	
CCATBVI 024	ABIN VIJAYARAGH AVAN	48.08333 333	22	12	33	14	14	22	62	179	34	34	0	
CCATBVI 030	NIKHIL T.J	70.16666 667	44	50	49	42	40	40	77	342	26	26	0	
CCATBVI 008	HELANA P J	92.5	74	69	79	85	74	76	84	541	3	2	-1	
CCATBVI 027	JOFFEN JOHNSON	64.16666 667	40	40	42	27	40	25	84	298	29	28	-1	
CCATBVI 004	ANJANA V P	89.33333 333	74	74	65	69	62	68	89	501	6	4	-2	
CCATBVI 007	HASNA NAUSHAD	84.33333 333	68	56	59	58	71	43	88	443	12	10	-2	
CCATBVI 025	ASWIN E S	63.25	24	47	12	40	32	21	74	250	33	31	-2	
CCATBVI 033	SAYOOJ A S	82.66666 667	63	62	62	58	57	52	84	438	15	13	-2	
CCATBVI 001	ABHINAND V M	85.08333 333	66	60	73	42	65	56	80	442	13	9	-4	
CCATBVI 028	JOYAL JOHNSON	76.83333 333	58	43	45	43	49	40	87	365	25	21	-4	
CCATBVI 018	RONA BABU	79.66666 667	66	68	47	45	40	46	78	390	23	18	-5	

CCATBVI 019	ROSHAN VARGHESE	76.25	43	58	40	40	26	26	84	317	27	22	-5	
CCATBVI 022	SARATH K PRADEEP	91.5	68	67	75	49	53	65	89	466	9	3	-6	
CCATBVI 021	SAFWANA K S	87.83333 333	68	61	62	61	51	51	88	442	13	6	-7	
CCATBVI 026	GLADWIN SHAJU	81	55	68	59	45	47	40	77	391	22	15	-7	
CCATBVI 013	MERIN BABU	82.83333 333	65	66	59	40	43	41	70	384	24	12	-12	
CCATBVI 014	NIRANJAN T R	87.66666 667	61	61	60	52	51	48	79	412	19	7	-12	
CCATBVI 002	AMJATHA K.S	82.66666 667	51	55	40	43	40	40	-	269	32	13	-19	

- Please get signature from students after mentioning their relative progress
- Result should be intimated to parents (For students with negative progress (less than -10))

Part 2: Comprehensive Result Analysis

Division	Average marks	median	skew	Maximum marks	Std deviation	O	A+	A	B+	B	C	P	F	Incomplete	Total fail	total	Avg internal marks
CC18UGEC1EG01 Credit : 4 IA Max - 20 ESE Max - 80	58.7	61	-0.69	88	15.23	0	1	3	10	11	2	4	0	3	3	34	15.9
Second Language Credit : 4 IA Max - 20 ESE Max - 80	58.8	61	-1.24	81	13.66	0	0	3	10	11	6	3	0	1	1	34	14.6
CC18UGEC1BM03 Credit : 4 IA Max - 20 ESE Max - 80	56.4	59.5	-0.39	97	17.72	1	0	3	6	12	4	3	0	5	5	34	14.4
CC18USDC1DB05P Credit : 6 IA Max - 20 ESE Max - 80	81.6	84	-0.84	96	8.80	1	13	13	4	2	0	0	0	1	1	34	18.0

Part 3: Category-wise distribution

CATEGORY		
Z	Y	X
NIL	NIL	CC18UGEC1BM03 Credit : 4 IA Max - 20 ESE Max - 80

Part 4: Z-score

CLASS AVERAGE	58.73529412	58.82352941	56.35294118	81.60606061
SUBJECT	CC18UGEC1EG01 Credit : 4 IA Max - 20 ESE Max - 80	Second Language Credit : 4 IA Max - 20 ESE Max - 80	CC18UGEC1BM03 Credit : 4 IA Max - 20 ESE Max - 80	CC18USDC1DB05P Credit : 6 IA Max - 20 ESE Max - 80
ABHINAND V M	5	1	9	-2
AMJATHA K.S	-5	-3	-10	#VALUE!
AN MARY THOMSON	11	3	9	-13
ANJANA V P	10	11	5	8
ASWANTH SUNIL	15	16	23	12
ASWATHY KANNAN E U	-6	-13	-14	-19
HASNA NAUSHAD	6	-2	1	7
HELANA P J	10	7	13	3

HRISHIKESH K S	3	5	-4	4
JACOB JOHN	-1	-2	3	16
JERIN JULIUS	7	2	5	-2
MANJIMA P.M	-2	3	4	8
MERIN BABU	4	5	1	-13
NIRANJAN T R	1	2	2	-3
PRINCE ROY	-2	-6	3	-5
RESHMI K	11	7	12	6
REYNOLD BYJU	1	13	9	7
RONA BABU	5	7	-5	-4
ROSHAN VARGHESE	-10	-1	-11	3
RUFANATH IH	0	-4	4	2
SAFWANA K S	6	2	3	7
SARATH K PRADEEP	6	6	11	8
T U KISHAN KRISHNA	19	13	9	8
ABIN VIJAYARAGHAVAN	-24	-34	-13	-22
ASWIN E S	-23	-9	-25	-9
GLADWIN SHAJU	-2	7	1	-5
JOFFEN JOHNSON	-16	-16	-8	3
JOYAL JOHNSON	0	-12	-6	6
MINOS JOHNSON	1	7	1	5
NIKHIL T.J	-10	-6	-4	-5
RAHUL PRADEEP	-10	-10	-18	-25
RESHMA M RADHAKRISHNAN	4	9	0	14
SAYOOJ A S	3	2	3	3
VISHNU PRASAD K S	-17	-10	-14	-4