


# PLAGIARISM CHECK REPORT



**CHRIST**  
COLLEGE (AUTONOMOUS)  
IRINJALAKUDA, KERALA

POST GRADUATE DISSERTATIONS  
2019 ADMISSIONS (2021 PASSOUT)

Conducted by  
**IQAC & LIBRARY**




# PG Programs:

Sl. No.	PG Programs
1.	M.A. Economics
2.	M.A. English Literature
3.	M.A. History
4.	M.Com
5.	M.Sc. Botany
6.	M.Sc. Chemistry
7.	M.Sc. Computer Science
8.	M.Sc. Environmental Science
9.	M.Sc. Applied Geology
10.	M.Sc. Mathematics
11.	M.Sc. Physics
12.	M.Sc. Clinical Psychology
13.	M.Sc. Statistics
14.	M.Sc. Zoology
15.	MSW

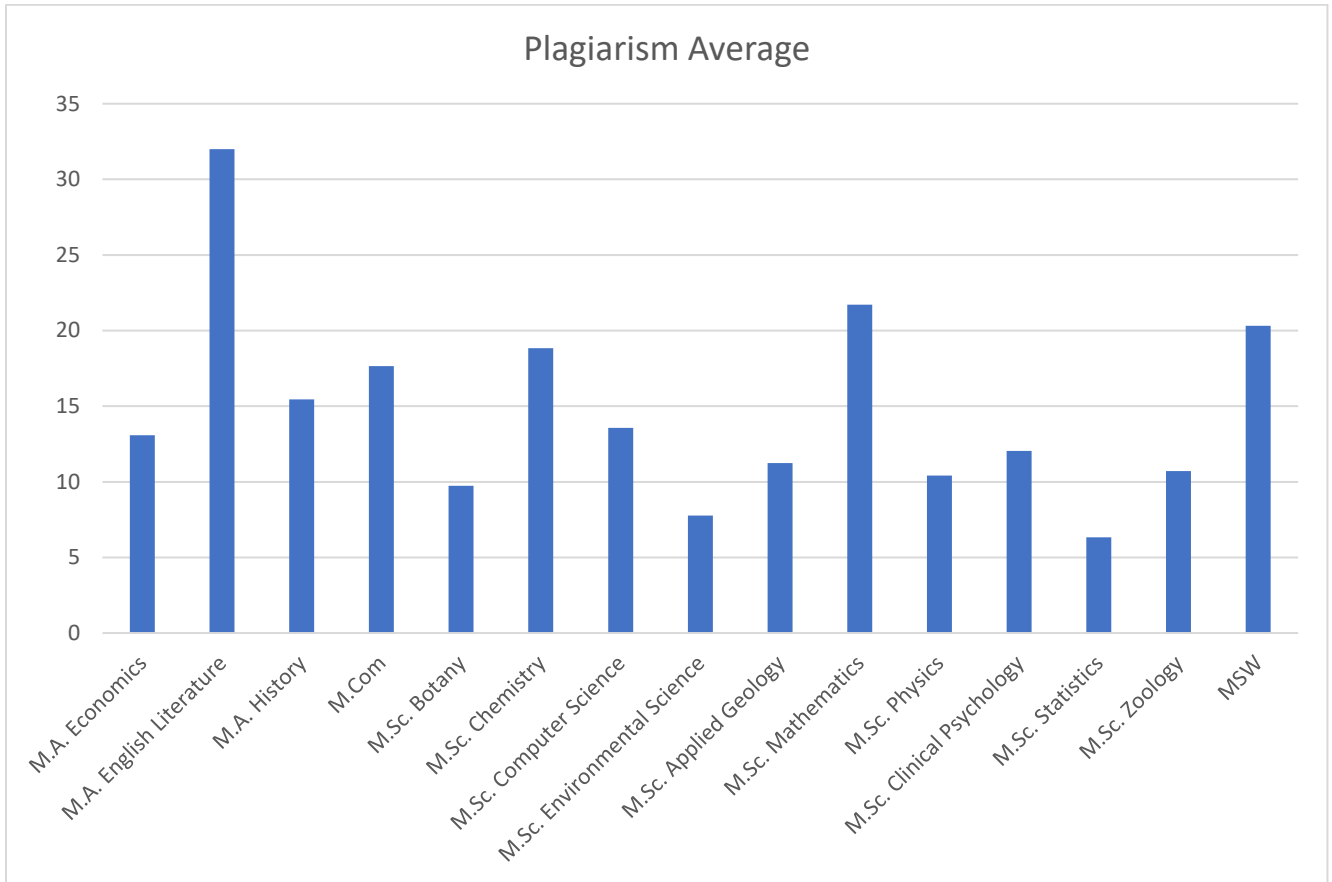


# Plagiarism Check Summary

Sl. No.	PG Programs	No of Project Reports	Average Similarity
1.	M.A. Economics	20	13.08
2.	M.A. English Literature	10	31.99
3.	M.A. History	20	15.45
4.	M.Com	23	17.64
5.	M.Sc. Botany	16	9.74
6.	M.Sc. Chemistry	16	18.83
7.	M.Sc. Computer Science	5	13.56
8.	M.Sc. Environmental Science	14	7.77
9.	M.Sc. Applied Geology	15	11.23
10.	M.Sc. Mathematics	20	21.71
11.	M.Sc. Physics	14	10.41
12.	M.Sc. Clinical Psychology	11	12.05
13.	M.Sc. Statistics	16	6.34
14.	M.Sc. Zoology	13	10.72
15.	MSW	19	20.31



# Graph on Average Similarity



# Plagiarism Reports of Departments

## ✓ M.A. Economics

SI No	Register Number	Percentage
1	CCATMEC001	27.3
2	CCATMEC002	6.5
3	CCATMEC003	15.2
4	CCATMEC004	12.8
5	CCATMEC005	7
6	CCATMEC006	34.7
7	CCATMEC007	11.5
8	CCATMEC008	27.3
9	CCATMEC009	21.9
10	CCATMEC010	6.9
11	CCATMEC011	11
12	CCATMEC012	2.2
13	CCATMEC013	1.3
14	CCATMEC014	26.2
15	CCATMEC015	33.1
16	CCATMEC016	6.5
17	CCATMEC017	5
18	CCATMEC018	0
19	CCATMEC019	4.1
20	CCATMEC020	1
	<b>Average</b>	<b>13.08</b>



✓ M.A. English Literature

Sl No	Register Number	Percentage
1	CCATMEG001	34
2	CCATMEG002	42
3	CCATMEG003	25.8
4	CCATMEG006	49
5	CCATMEG009	41.1
6	CCATMEG011	39.4
7	CCATMEG012	5.3
8	CCATMEG013	19.7
9	CCATMEG014	30.6
10	CCATMEG015	33
	<b>Average</b>	<b>31.99</b>




## ✓ M.A. History

Sl No	Register Number	Percentage
1	CCATMHI001	2.2
2	CCATMHI002	25.9
3	CCATMHI003	0
4	CCATMHI004	24.6
5	CCATMHI005	32.3
6	CCATMHI006	29.7
7	CCATMHI007	8.2
8	CCATMHI008	11.9
9	CCATMHI012	36.6
10	CCATMHI013	5.8
11	CCATMHI015	12.9
12	CCATMHI016	11.5
13	CCATMHI017	19.6
14	CCATMHI018	29.1
15	CCATMHI019	0.6
16	CCATMHI020	4.8
17	CCATMHI021	0.2
18	CCATMHI022	0
19	CCATMHI023	53.1
20	CCATMHI024	0
	<b>Average</b>	<b>15.45</b>



✓ M.Com

Sl No	Register Number	Percentage
1	CCATMCM001	26.5
2	CCATMCM003	1.7
3	CCATMCM004	5.3
4	CCATMCM005	37.4
5	CCATMCM006	3.4
6	CCATMCM007	25.2
7	CCATMCM008	38.4
8	CCATMCM009	25.1
9	CCATMCM010	7.9
10	CCATMCM011	27
11	CCATMCM012	17.8
12	CCATMCM013	4.5
13	CCATMCM014	12.8
14	CCATMCM015	5
15	CCATMCM016	15.7
16	CCATMCM017	49.3
17	CCATMCM018	2.6
18	CCATMCM019	18.6
19	CCATMCM020	2
20	CCATMCM021	21.4
21	CCATMCM022	12.4
22	CCATMCM023	16.5
23	CCATMCM024	29.3
	<b>Average</b>	<b>17.64</b>





✓ M.Sc. Botany

Sl No	Register Number	Percentage
1	CCATMBT001	12.6
2	CCATMBT002	1.6
3	CCATMBT003	17.3
4	CCATMBT004	5.7
5	CCATMBT005	0
6	CCATMBT006	14.6
7	CCATMBT007	15.2
8	CCATMBT008	7.8
9	CCATMBT009	12.7
10	CCATMBT010	0.4
11	CCATMBT011	17.2
12	CCATMBT012	14.5
13	CCATMBT013	5.5
14	CCATMBT014	8.8
15	CCATMBT015	7.3
16	CCATMBT016	14.7
	<b>Average</b>	<b>9.74</b>



## ✓ M.Sc. Chemistry

Sl No	Register Number	Percentage
1	CCATMCH001	0.7
2	CCATMCH002	4.2
3	CCATMCH003	51
4	CCATMCH004	63.8
5	CCATMCH005	16.2
6	CCATMCH006	20.1
7	CCATMCH007	2
8	CCATMCH008	60
9	CCATMCH009	14.6
10	CCATMCH010	7.1
11	CCATMCH011	5.5
12	CCATMCH012	8.8
13	CCATMCH013	0.5
14	CCATMCH014	13.4
15	CCATMCH015	5.9
16	CCATMCH016	27.5
	<b>Average</b>	<b>18.83</b>




✓ M.Sc. Computer Science

Sl No	Register Number	Percentage
1	CCATMCS001	26.6
2	CCATMCS002	3
3	CCATMCS003	30.3
4	CCATMCS005	3.8
5	CCATMCS006	4.1
	<b>Average</b>	<b>13.56</b>



✓ M.Sc. Environmental Science

SI No	Register Number	Percentage
1	CCATMES001	5.3
2	CCATMES002	42
3	CCATMES003	12.7
4	CCATMES004	15.1
5	CCATMES005	7.5
6	CCATMES006	0.9
7	CCATMES007	0.9
8	CCATMES008	9.2
9	CCATMES009	5.5
10	CCATMES010	1.6
11	CCATMES011	0.3
12	CCATMES012	3.8
13	CCATMES013	1
14	CCATMES014	3
	<b>Average</b>	<b>7.77</b>



## ✓ M.Sc. Applied Geology

SI No	Register Number	Percentage
1	CCATMAG001	3.7
2	CCATMAG002	14.4
3	CCATMAG003	15
4	CCATMAG004	26.8
5	CCATMAG005	2.5
6	CCATMAG006	12.2
7	CCATMAG007	9.2
8	CCATMAG008	3.7
9	CCATMAG009	1.2
10	CCATMAG010	29.4
11	CCATMAG011	4.5
12	CCATMAG012	9.2
13	CCATMAG013	9.1
14	CCATMAG014	13.3
15	CCATMAG015	14.3
	<b>Average</b>	<b>11.23</b>



✓ M.Sc. Mathematics

Sl No	Register Number	Percentage
1	CCATMMS001	0.2
2	CCATMMS002	61.4
3	CCATMMS003	2.4
4	CCATMMS004	29.1
5	CCATMMS005	26
6	CCATMMS006	59.2
7	CCATMMS007	5.1
8	CCATMMS008	34.7
9	CCATMMS009	20.5
10	CCATMMS010	10.6
11	CCATMMS011	6.5
12	CCATMMS012	1.8
13	CCATMMS013	2.1
14	CCATMMS014	13.2
15	CCATMMS015	81.9
16	CCATMMS016	4.2
17	CCATMMS017	66.2
18	CCATMMS018	8.1
19	CCATMMS019	0
20	CCATMMS020	1
	<b>Average</b>	<b>21.71</b>




✓ M.Sc. Physics

Sl No	Register Number	Percentage
1	CCATMPH001	1.1
2	CCATMPH002	12.2
3	CCATMPH003	20.1
4	CCATMPH004	25.7
5	CCATMPH005	0
6	CCATMPH006	14.5
7	CCATMPH007	4.2
8	CCATMPH008	16
9	CCATMPH009	4.1
10	CCATMPH010	15
11	CCATMPH011	24.8
12	CCATMPH012	0
13	CCATMPH013	0
14	CCATMPH014	8
	<b>Average</b>	<b>10.41</b>



## ✓ M.Sc. Clinical Psychology


Sl No	Register Number	Percentage
1	CCATMCP001	4.1
2	CCATMCP002	5
3	CCATMCP003	0
4	CCATMCP004	12.5
5	CCATMCP005	10.2
6	CCATMCP006	9.7
7	CCATMCP007	28.1
8	CCATMCP008	17.9
9	CCATMCP009	6
10	CCATMCP010	14.8
11	CCATMCP011	24.2
	<b>Average</b>	<b>12.05</b>






## ✓ M.Sc. Statistics

Sl No	Register Number	Percentage
1	CCATMST001	2.1
2	CCATMST002	1.2
3	CCATMST003	3.4
4	CCATMST004	11.3
5	CCATMST005	5.1
6	CCATMST006	8.3
7	CCATMST007	1.8
8	CCATMST008	7.7
9	CCATMST009	0.3
10	CCATMST010	10.4
11	CCATMST011	1.4
12	CCATMST012	1.8
13	CCATMST013	5.3
14	CCATMST014	7
15	CCATMST015	11.4
16	CCATMST016	23
	<b>Average</b>	<b>6.34</b>




## ✓ M.Sc. Zoology

Sl No	Register Number	Percentage
1	CCATMZL001	4.7
2	CCATMZL002	38.9
3	CCATMZL003	33.9
4	CCATMZL004	4.2
5	CCATMZL005	7.8
6	CCATMZL006	6.8
7	CCATMZL007	0.8
8	CCATMZL008	1.5
9	CCATMZL009	0.5
10	CCATMZL010	20.5
11	CCATMZL011	4.4
12	CCATMZL012	2.1
13	CCATMZL013	13.2
	<b>Average</b>	<b>10.72</b>



✓ MSW

Sl No	Register Number	Percentage
1	CCATMSW001	24.1
2	CCATMSW002	32
3	CCATMSW003	9
4	CCATMSW004	17.4
5	CCATMSW005	26.6
6	CCATMSW007	27.5
7	CCATMSW008	9.2
8	CCATMSW010	4.8
9	CCATMSW011	19.8
10	CCATMSW012	38.8
11	CCATMSW013	10.5
12	CCATMSW014	11.6
13	CCATMSW015	0
14	CCATMSW016	12.8
15	CCATMSW017	8
16	CCATMSW018	27.3
17	CCATMSW019	36.1
18	CCATMSW020	32.5
19	CCATMSW021	37.8
	<b>Average</b>	<b>20.31</b>




---


**PRINCIPAL**



**LIBRARIAN**



**IQAC COORDINATOR**



Passed by Ethics committee  
Date : 06-10-2021

