



| CRITERION | IV | Infrastructure and Learning Resources |
|---------------|-------|---|
| KEY INDICATOR | 4.1 | Physical Facilities |
| METRIC | 4.1.3 | Number of classrooms and seminar halls with ICT-enabled facilities: |

AQAR 2022-23

4.1.3 - Number of classrooms and seminar halls with ICT-enabled facilities:

GEOTAGGED PHOTOS

Contents

| | |
|--|----------|
| CLASSROOMS | 2 |
| Botany | 2 |
| BVOC | 2 |
| Chemistry | 3 |
| Commerce | 5 |
| Computer Science | 8 |
| Economics | 9 |
| English & History..... | 10 |
| English Literature | 10 |
| Food Technology | 11 |
| Functional English..... | 11 |
| Geology & Environmental Science | 11 |
| History | 13 |
| Hotel Management & Catering Science..... | 13 |
| Malayalam..... | 13 |
| Mathematics | 14 |
| Physics | 15 |
| Psychology | 16 |
| Social Work | 17 |
| Statistics..... | 18 |
| Zoology | 18 |
| | 19 |



| CRITERION | IV | Infrastructure and Learning Resources |
|---------------|-------|---|
| KEY INDICATOR | 4.1 | Physical Facilities |
| METRIC | 4.1.3 | Number of classrooms and seminar halls with ICT-enabled facilities: |

CLASSROOMS

Botany



Figure 2PG-BOTANY-First year



Figure 2: PG-BOTANY-Second year

BVOC



Figure 5 : UG-B-Voc IT-Third year



Figure 5 : UG-B-Voc IT-First year



Figure 5 : UG-B-Voc IT-Second year



| CRITERION | IV | Infrastructure and Learning Resources |
|---------------|-------|---|
| KEY INDICATOR | 4.1 | Physical Facilities |
| METRIC | 4.1.3 | Number of classrooms and seminar halls with ICT-enabled facilities: |



Figure 8 : UG-B-Voc FT-Third year



Figure 8 : UG-B-Voc FT-First year




Figure 8 : UG-B-Voc FT-Second year

Chemistry



Figure 11 : UG-CHEMISTRY-First year



Figure 11 : UG-CHEMISTRY-Second year



Figure 11 : UG-CHEMISTRY-Third year



| CRITERION | IV | Infrastructure and Learning Resources |
|---------------|-------|---|
| KEY INDICATOR | 4.1 | Physical Facilities |
| METRIC | 4.1.3 | Number of classrooms and seminar halls with ICT-enabled facilities: |

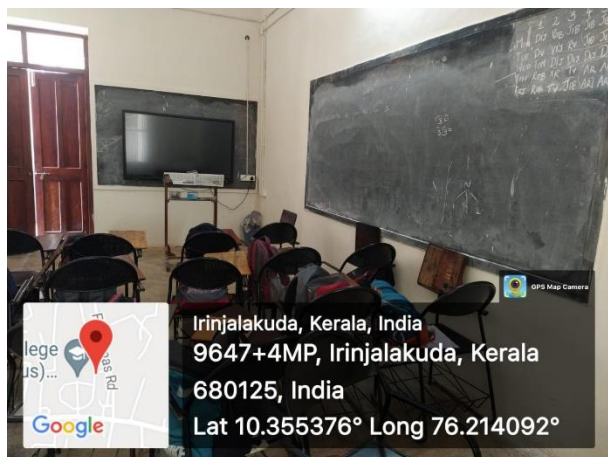


Figure 15 : PG-CHEMISTRY-First year



Figure 15 : PG-CHEMISTRY-Second year



Figure 15 : PG-CHEMISTRY SF-First year

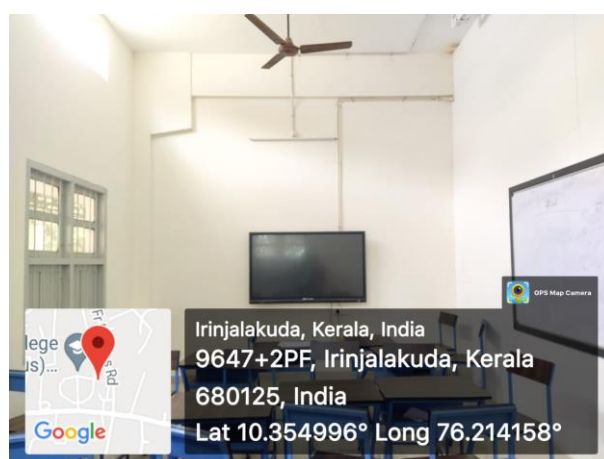


Figure 15 : PG-CHEMISTRY SF-Second year



| CRITERION | IV | Infrastructure and Learning Resources |
|---------------|-------|---|
| KEY INDICATOR | 4.1 | Physical Facilities |
| METRIC | 4.1.3 | Number of classrooms and seminar halls with ICT-enabled facilities: |

Commerce



Figure 20 : UG-B Com Aided-First year



Figure 20 : UG-B Com Aided-Second year




Figure 20 : UG-B Com Aided-Third year

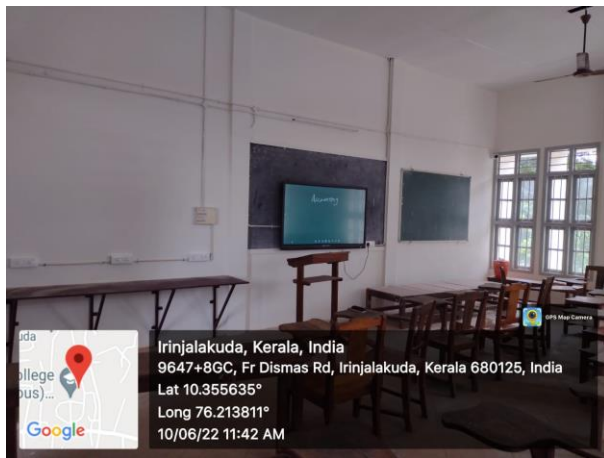


Figure 17 : PG-M Com-First year




Figure 17 : PG-M Com-Second year



| CRITERION | IV | Infrastructure and Learning Resources |
|---------------|-------|---|
| KEY INDICATOR | 4.1 | Physical Facilities |
| METRIC | 4.1.3 | Number of classrooms and seminar halls with ICT-enabled facilities: |



Figure 29 : UG-B Com Prof-First year

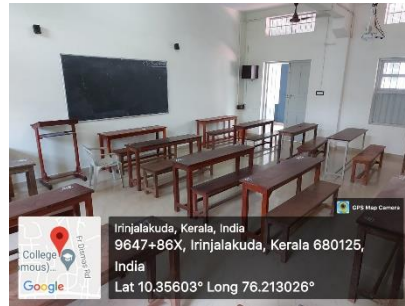


Figure 29 : UG-B Com Prof-Third year



Figure 29 : UG-B Com Prof-Second year



Figure 29 : UG-B Com A-Third year



Figure 29 : UG-B Com A-First year



Figure 29 : UG-B Com A-Second year



Figure 29 : UG-B Com B-Third year



Figure 29 : UG-B Com B-Second year



Figure 29 : UG-B Com B-First year



| CRITERION | IV | Infrastructure and Learning Resources |
|---------------|-------|---|
| KEY INDICATOR | 4.1 | Physical Facilities |
| METRIC | 4.1.3 | Number of classrooms and seminar halls with ICT-enabled facilities: |



Figure 37 : UG-B Com C-First year



Figure 37 : UG-B Com C-Second year



Figure 37 : UG-B Com C-Third year



Figure 34 : UG-BBA-First year

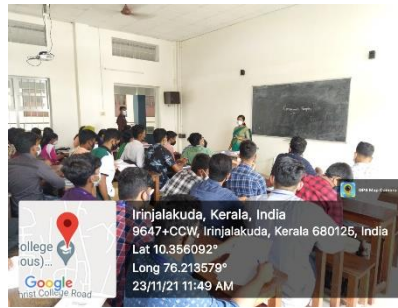


Figure 34 : UG-B Com TAXATION-First year

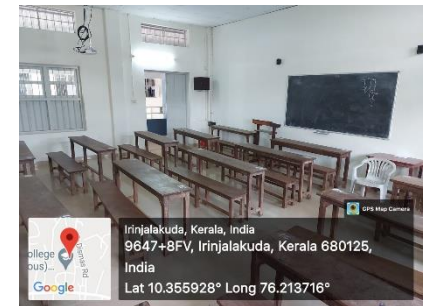


Figure 34 : UG-B Com TAXATION-Second year

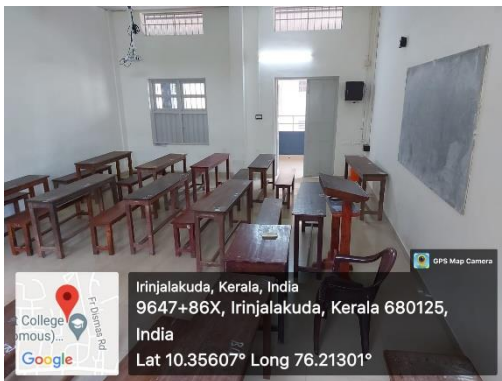


Figure 31 : UG-BBA-Second year



Figure 31 : UG-BBA-Third year



| CRITERION | IV | Infrastructure and Learning Resources |
|---------------|-------|---|
| KEY INDICATOR | 4.1 | Physical Facilities |
| METRIC | 4.1.3 | Number of classrooms and seminar halls with ICT-enabled facilities: |

Computer Science

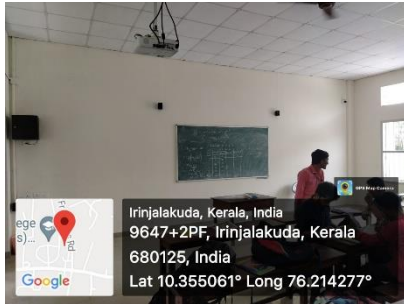


Figure 45 : UG-COMP. SCIENCE-Third year



Figure 45 : UG-COMP. SCIENCE-First year



Figure 45 : UG-COMP. SCIENCE-Second year

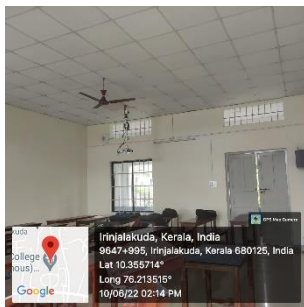


Figure 45 : UG-BCA-Third year



Figure 45 : UG-BCA-First year



Figure 45 : UG-BCA-Second year



Figure 45 : PG-COMP SCIENCE-Second year

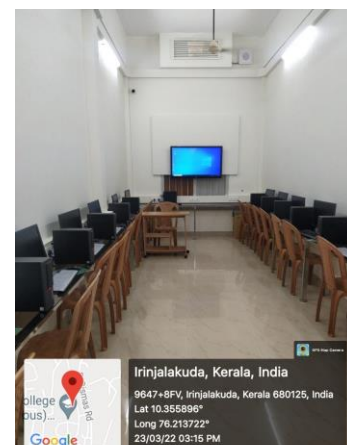


Figure 45 : PG-COMP SCIENCE-First year



| CRITERION | IV | Infrastructure and Learning Resources |
|---------------|-------|---|
| KEY INDICATOR | 4.1 | Physical Facilities |
| METRIC | 4.1.3 | Number of classrooms and seminar halls with ICT-enabled facilities: |

Economics



Figure 52 : UG-ECONOMICS-Second year




Figure 52 : UG-ECONOMICS-First year

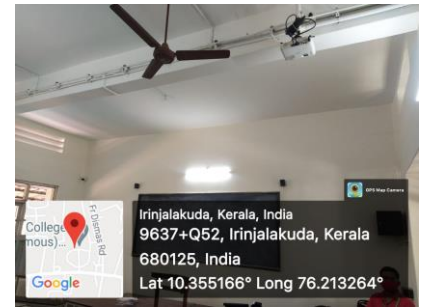


Figure 52 : UG-ECONOMICS-Third year



Figure 49 : UG-ECONOMICS SF-First year



Figure 49 : UG-ECONOMICS SF-Second year



Figure 47 : PG-ECONOMICS-Second year



Figure 47 : PG-ECONOMICS-First year



| CRITERION | IV | Infrastructure and Learning Resources |
|---------------|-------|---|
| KEY INDICATOR | 4.1 | Physical Facilities |
| METRIC | 4.1.3 | Number of classrooms and seminar halls with ICT-enabled facilities: |

English & History



Figure 58 : UG-E&H-DM-First year



Figure 58 : UG-E&H-DM-Second year

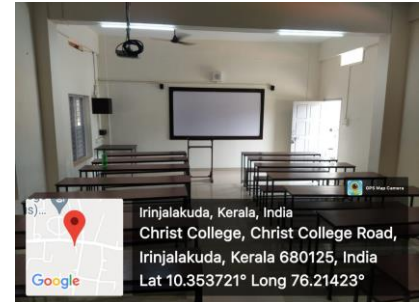


Figure 58 : UG-E&H-DM-Third year



Figure 55 : UG-ENG LIT-Third year



Figure 55 : UG-ENG LIT-First year



Figure 55 : UG-ENG

English Literature



Figure 60 : PG-ENGLISH LIT-First year



Figure 60 : PG-ENGLISH LIT-Second year



| CRITERION | IV | Infrastructure and Learning Resources |
|---------------|-------|---|
| KEY INDICATOR | 4.1 | Physical Facilities |
| METRIC | 4.1.3 | Number of classrooms and seminar halls with ICT-enabled facilities: |

Food Technology



Figure 63 : UG-FOOD TECH-Third year

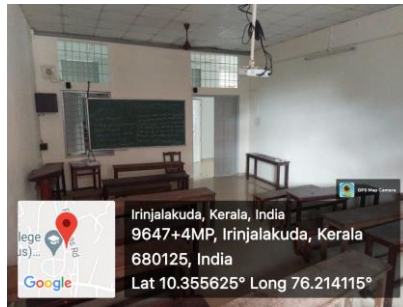


Figure 63 : UG-FOOD TECH-First year



Figure 63 : UG-FOOD TECH-Second year

Functional English



Figure 66 : UG-FN. ENGLISH-Third year



Figure 66 : UG-FN. ENGLISH-First year



Figure 66 : UG-FN. ENGLISH-Second year

Geology & Environmental Science



Figure 69 : UG-GEOLOGY-First year



Figure 69 : UG-GEOLOGY-Third year



Figure 69 : UG-GEOLOGY-Second year



| CRITERION | IV | Infrastructure and Learning Resources |
|---------------|-------|---|
| KEY INDICATOR | 4.1 | Physical Facilities |
| METRIC | 4.1.3 | Number of classrooms and seminar halls with ICT-enabled facilities: |



Figure 76 : UG-GEOLOGY SF-First year (MT345)



Figure 76 : UG-GEOLOGY INTD.-First year

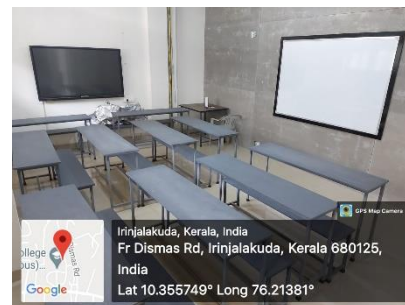


Figure 76 : UG-GEOLOGY INTD.-Second year



Figure 73 : UG-GEOLOGY SF-Third year



Figure 73 : UG-GEOLOGY SF-Second year



Figure 71 : PG-ENV. SCIENCE-Second year



Figure 71 : PG-ENV. SCIENCE-First year



| CRITERION | IV | Infrastructure and Learning Resources |
|---------------|-------|---|
| KEY INDICATOR | 4.1 | Physical Facilities |
| METRIC | 4.1.3 | Number of classrooms and seminar halls with ICT-enabled facilities: |

History



Figure 81 : PG-HISTORY-Second year

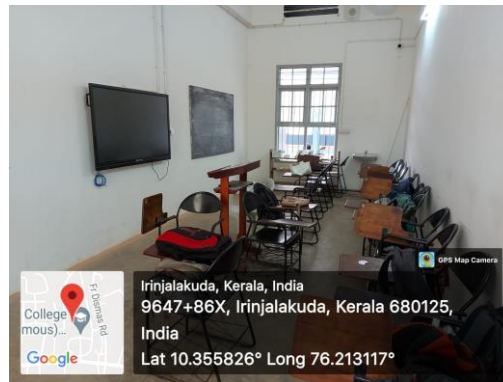


Figure 81 : PG-HISTORY-First year

Hotel Management & Catering Science



Figure 84 : UG-HOTEL MNGMT-First year



Figure 84 : UG-HOTEL MNGMT-Second year



Figure 84 : UG-HOTEL MNGMT-Third year

Malayalam



Figure 79 : UG-MALAYALAM-First year



Figure 79 : UG-MALAYALAM-First year

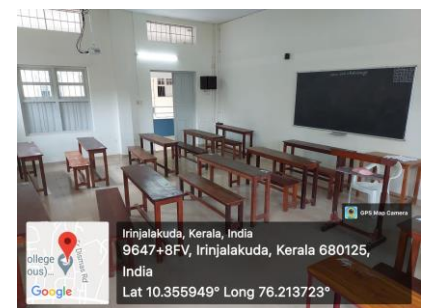


Figure 79 : UG-MALAYALAM-Second year



| CRITERION | IV | Infrastructure and Learning Resources |
|---------------|-------|---|
| KEY INDICATOR | 4.1 | Physical Facilities |
| METRIC | 4.1.3 | Number of classrooms and seminar halls with ICT-enabled facilities: |

Mathematics



Figure 90 : UG-MATHS-Third year



Figure 90 : UG-MATHS-First year



Figure 90 : UG-MATHS-Third year




Figure 87 : UG-MATHS SF-Third year



Figure 87 : UG-MATHS SF-First year



Figure 87 : UG-MATHS SF-Second year



Figure 92 : PG-MATHS-First year



Figure 92 : PG-MATHS-Second year



| CRITERION | IV | Infrastructure and Learning Resources |
|---------------|-------|---|
| KEY INDICATOR | 4.1 | Physical Facilities |
| METRIC | 4.1.3 | Number of classrooms and seminar halls with ICT-enabled facilities: |

Physics



Figure 95 : UG-
PHYSICS-Third year



Figure 95 : UG-
PHYSICS-First year



Figure 95 : UG-PHYSICS-Second year



Figure 97 : UG-PHYSICS SF-First year



Figure 101 : UG-PHYSICS SF-Second year



Figure 102 : UG-PHYSICS SF-Third year

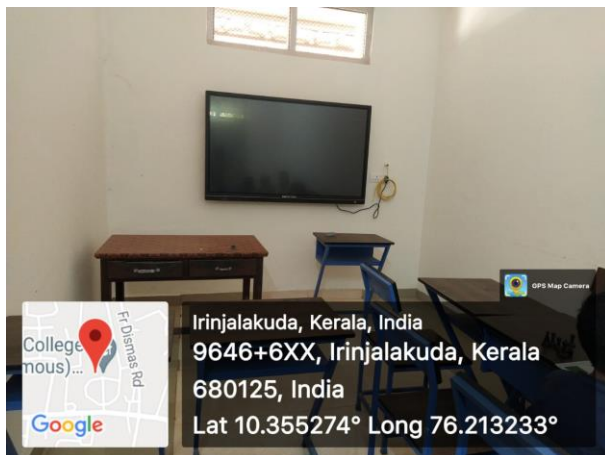


Figure 96 : PG-PHYSICS-Second year




Figure 103 : PG-PHYSICS-First year



| CRITERION | IV | Infrastructure and Learning Resources |
|---------------|-------|---|
| KEY INDICATOR | 4.1 | Physical Facilities |
| METRIC | 4.1.3 | Number of classrooms and seminar halls with ICT-enabled facilities: |

Psychology



Figure 104 :UG-PSY II-Third year



Figure 105 :UG-PSY II-First year



Figure 98 :UG-PSY II-Second year



Figure 107 : UG-PSY I-Third year




Figure 108 :UG-PSY I-First year



Figure 109 :UG-PSY I-Second year




Figure 110 : PG-PHYSICS SF-Second year



Figure 111 : PG-PHYSICS SF-First year



| CRITERION | IV | Infrastructure and Learning Resources |
|---------------|-------|---|
| KEY INDICATOR | 4.1 | Physical Facilities |
| METRIC | 4.1.3 | Number of classrooms and seminar halls with ICT-enabled facilities: |



Figure 112 :PG-CLIN. PSYCHO.-First year



Figure 113 : PG-CLIN. PSYCHO.-Second year

Social Work



Figure 114 :UG-BSW-Third year



Figure 115 :UG-BSW-First year



Figure 116 :UG-BSW-Second year



Figure 117 :PG-MSW-Second year



Figure 118 :PG-MSW-First year



| CRITERION | IV | Infrastructure and Learning Resources |
|---------------|-------|---|
| KEY INDICATOR | 4.1 | Physical Facilities |
| METRIC | 4.1.3 | Number of classrooms and seminar halls with ICT-enabled facilities: |

Statistics



Figure 119 :PG-STATISTICS-Second year

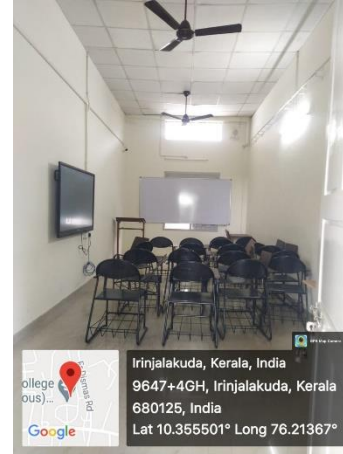


Figure 120 : PG-STATISTICS-First year

Zoology



Figure 121 : UG-ZOOLOGY-Third year



Figure 122 : UG-ZOOLOGY-First year




Figure 123 : UG-ZOOLOGY-Second year



| CRITERION | IV | Infrastructure and Learning Resources |
|---------------|-------|---|
| KEY INDICATOR | 4.1 | Physical Facilities |
| METRIC | 4.1.3 | Number of classrooms and seminar halls with ICT-enabled facilities: |



Figure 124 : PG-ZOOLOGY-Second year



Figure 125 :PG-ZOOLOGY-First year