

# **A STUDY ON ATTITUDE AND KNOWLEDGE ABOUT MENSTRUAL CUP BASED ON THINKAL PROJECT**

**A dissertation submitted to Christ College (Autonomous), Irinjalakuda, Affiliated to the  
University of Calicut in partial fulfilment of the Degree of**

**MASTERS OF SOCIAL WORK**

**Specializing in**

**Medical and Psychiatric social work**

**Submitted by**

**ANGEL PETER**

**(REG. NO: CCAVMSW006)**

**Under the Guidance of**

**Ms. ASHLEY GEORGE**

**Asst. Professor in Social Work**



**CHRIST**  
COLLEGE (AUTONOMOUS)  
IRINJALAKUDA, KERALA  
Reaccredited by NAAC with 'A++' grade


**DEPARTMENT OF SOCIAL WORK**


**CHRIST COLLEGE (AUTONOMOUS), IRINJALAKUDA**

**APRIL 2023**

## CERTIFICATE

This is to certify that the dissertation entitled "A STUDY ON ATTITUDE AND KNOWLEDGE ABOUT MENSTRUAL CUP BASED ON THINKAL PROJECT", submitted to Christ College (Autonomous), Irinjalakuda, Affiliated to the University of Calicut, in partial fulfilment of the requirements for the award of the Degree in Master of Social Work is a record of original research work done by Ms. ANGEL PETER (Reg. No. CCAVMSW006) during the period 2021-2023 under the supervision and guidance and that this dissertation has not formed the basis for the award of any Degree / Diploma / Associateship / Fellowship and or similar title to any candidate of any University.

  
Ms. ASHLEY GEORGE  
Guide and Supervisor

  
MS. ROSEMARY T GEORGE  
HOD, Dept. of Social Work

  
Signature of External Examiner

Dr. Anshad VK  
Name of External Examiner

## DECLARATION

I, Ms. ANGEL PETER hereby declare that the dissertation entitled “A STUDY ON ATTITUDE AND KNOWLEDGE ABOUT MENSTRUAL CUP BASED ON THINKAL PROJECT”, submitted to Christ College (Autonomous), Irinjalakuda, Affiliated to the University of Calicut, in partial fulfilment of the requirements for the award of the Degree in Master of Social Work is a record of original research work done by Ms. ANGEL PETER (Reg. No. CCAVMSW006) during the period 2021-2023 under the supervision and guidance of Ms. ASHLEY GEORGE , Assistant Professor, Department of Social Work , Christ College (Autonomous), Irinjalakuda, and has not formed the basis for the award of any Degree / Diploma / Associateship / Fellowship and or similar title to any candidate of any University .

Place: Irinjalakuda

ANGEL PETER

Date:

## ACKNOWLEDGEMENT

First and foremost. I bow my head before God almighty for the abundant Blessing showered upon me to carry out this work successfully.

I would like to extend my gratitude to all those who helped me in the preparation of this research work.

I express my heartfelt thanks to my family members who helped me and who were my support and inspiration for this study.

I wish to express my deep sense of gratitude to Ms. Ashley George, for his valuable guidance from the beginning to the completion of this work.

I also record my heartfelt thanks to Rev. Dr. Jolly Andrews CMI, Principal. Christ College (Autonomous), Irinjalakuda for his timely advice observation and evaluation which helped me very much.

Mrs. Rosemary T George, Head of the Department and also providing Inspiration and guidance for me. Her depth of knowledge quick feedback Also helped me. I thank her for the same.

I would like to place my sincere thanks to all the other teachers of the department of social work for the advice and moral support given me in the time of stress and strains, related to this research work.

I would also like to express my sincere thanks to all respondents as well as the others who happened to be participants of the study for sharing their life with me.

On this occasion, I acknowledge my sincere thanks to all my friends, for Their cooperation extended to me during the course of the study. Also, I do remember and thank all those who co-operated with me in Completing this work.



ANGEL PETER

<b>Sl.No</b>	<b>Topic</b>	<b>Page No.</b>
1	Introduction	1-10
2	Review of Literature	11-20
3	Research methodology	21-25
4	Data Analysis and Interpretation	26-71
5	Findings, Suggestions and Conclusions	72-76
6	Bibliography	77-78
7	Appendix	79-81

## **CONTENTS**

## **LIST OF TABLES**

Table No	Title of the Table	Page No
Table 4.1	Distribution of respondents based on age	26
Table 4.2	Distribution of respondents based on source of Information	31
Table 4.3	Distribution of respondents based on empty the cups often	52
Table 4.4	Distribution of respondents based on the consulted doctor for menstrual problems	58
Table 4.5	Distribution of respondents based on economic benefits while using  menstrual cup	64
Table 4.6	Correlation between attitude and knowledge	70
Table 4.7	Correlation between attitude and educational qualification	71

## LIST OF FIGURES

Figure No	Title of the figures	Page No
Figure 4.1	Distribution of respondents based on type of family	27
Figure 4.2	Distribution of respondents based on age of menarche	28
Figure 4.3	Distribution of respondents based on marital status	29
Figure 4.4	Distribution of respondents based on educational qualification	30
Figure 4.5	Distribution of respondents based on experienced rashes itching, infections while using pads	32
Figure 4.6	Distribution of respondents based on the find difficulties to dispose pads	33
Figure 4.7	Distribution of respondents based on allergies while using menstrual cup	34
Figure 4.8	Distribution of respondents based on menstrual cup will leak	35
Figure 4.9	Distribution of respondents based on the reaction to first menses	36

Figure 4.10	Distribution of respondents based on food habit is changing while using menstrual cup	37
Figure 4.11	Distribution of respondents based on able to perform daily activities while using menstrual cup	38
Figure 4.12	Distribution of respondents based on physical activities using menstrual cup	39
Figure 4.13	Distribution of respondents based on discomfort while urinating with Menstrual cup	40
Figure 4.14	Distribution of respondents based on Menstrual cycle is normal during using Menstrual cup	41
Figure 4.15	Distribution of respondents based on religious Activities during using menstrual cup	42
Figure 4.16	Distribution of respondents based on Coordinators attitude towards respondents	43
Figure 4.17	Distribution of respondents based on Thinkal Project was very effective	44
Figure 4.18	Distribution of respondents based on wish to Relaunch the Thinkal project	45
Figure 4.19	Distribution of respondents based on using menstrual cup provided by Thinkal project	46
Figure 4.20	Distribution of respondents based on Excitement to use menstrual cup	47
Figure 4.21	Distribution of respondents based on first came to know about menstrual cup via Thinkal Project	48

Figure 4.22	Distribution of respondents based on Alternative methods other than menstrual cup	49
Figure 4.23	Distribution of respondents based on confusion about menstrual cup	50
Figure 4.24	Distribution of respondents based on insert and remove menstrual cup	51
Figure 4.25	Distribution of respondents based on lack of awareness prevent women from using Menstrual cup	53
Figure 4.26	Distribution of respondents based on that menstrual cup will cause any pain into vagina	54
Figure 4.27	Distribution of respondents based on sterilize And store Menstrual cup after Menstruation	55
Figure 4.28	Distribution of respondents based on menstrual cups are environment friendly than Sanitary pads	56
Figure 4.29	Distribution of respondents based on menstrual cups are easy and convenient to use other than napkins	57
Figure 4.30	Distribution of respondents based on Willingness to use recommended to friends	59
Figure 4.31	Distribution of respondents based on Knowledge about Thinkal Project	60
Figure 4.32	Distribution of respondents based on received Menstrual cup from Thinkal project	61

Figure 4.33	Distribution of respondents based on part of Government programme	62
Figure 4.34	Distribution of respondents based on got orientation about menstrual cup usage from medical professionals	63
Figure 4.35	Distribution of respondents based on menstrual cup is a safe device and acceptable Methods	65
Figure 4.36	Distribution of respondents based on menstrual cup can be use during postpartum	66
Figure 4.37	Distribution of respondents based on Menstrual cup is user friendly	67
Figure 4.38	Distribution of respondents based on menstrual cup is a method for managing Menstrual flow	69

**A STUDY ON PSYCHOSOCIAL PROBLEMS FACED BY  
MOTHERS OF INTELLECTUALLY DISABLED  
CHILDREN IN SPECIAL SCHOOLS**

*A Dissertation Submitted to Christ College (Autonomous), Irinjalakuda,  
Affiliated to the University of Calicut in Partial Fulfillment of the Degree of*

**MASTERS OF SOCIAL WORK**

**Specializing in**

**Medical and Psychiatric Social Work**

**Submitted by**

**ANNA BABY**

**(REG.NO: CCAVMSW007)**

**Under the Guidance of**

**Ms. ASHLEY GEORGE**

**Assistant Professor in Social Work**



**CHRIST**  
COLLEGE (AUTONOMOUS)  
IRINJALAKUDA, KERALA  
Reaccredited by NAAC with 'A++' grade

**DEPARTMENT OF SOCIAL WORK  
CHRIST COLLEGE (AUTONOMOUS), IRINJALAKUDA  
APRIL 2023**


## CERTIFICATE

This is to certify that the dissertation entitled "A STUDY ON PSYCHOSOCIAL PROBLEMS FACED BY MOTHERS OF INTELLECTUALLY DISABLED CHILDREN IN SPECIAL SCHOOLS", submitted to Christ College (Autonomous), Irinjalakuda, affiliated to the University of Calicut, in partial fulfillment of the requirements for the award of the Degree in Master of Social Work is a record of original research work done by Ms. ANNA BABY (REG.NO: CCAVMSW007) during the period 2021-2023 under the supervision and guidance and that this dissertation has not formed the basis for the award of any Degree / Diploma / Associateship / Fellowship and or similar title to any candidate of any University.



Ms. ASHLEY GEORGE

Guide and Supervisor.



Ms. ROSEMARY T GEORGE

HOD, Dept. of Social work



Signature of External Examiner

Dr. Anshad VK  
Name of External Examiner



## DECLARATION

I, **Ms. ANNA BABY** hereby declare that the dissertation entitled “**A STUDY ON PSYCHOSOCIAL PROBLEMS FACED BY MOTHERS OF INTELLECTUALLY DISABLED CHILDREN IN SPECIAL SCHOOLS**”, submitted to Christ College (Autonomous), Irinjalakuda, affiliated to the University of Calicut, in partial fulfilment of the requirements for the award of the Degree in Master of Social Work is a record of original research work done by **Ms. ANNA BABY. (REG. NO: CCAVMSW007)** during the period 2021-2023 under the supervision and guidance of **Ms. ASHLEY GEORGE**, Assistant professor Department of social work, Christ College (Autonomous), Irinjalakuda, and has not formed the basis for the award of any Degree / Diploma / Associateship / Fellowship and or similar title to any candidate of any University.

Place: Irinjalakuda

ANNA BABY

Date:

## ACKNOWLEDGEMENT

This dissertation has been made successful by sincere effort of a lot of people without not have been possible. I want to express my gratitude to everyone.

I would like to thank Rev. **Dr. Jolly Andrews CMI**, Principal, Christ College (Autonomous), Irinjalakuda, for providing such a platform for executing and approving the research.

I want to convey my gratitude to the department head, Ms. Rosemary T George, for her suggestion, encouragement, and support during the study.

I would like to express my gratitude to my research mentor, Ms. Ashley George for her kind supervision, direction, and encouragement during my project work. Her assistance enabled me to conceptualize and complete this endeavor. I would want to extend my honest and heartfelt gratitude to all of the respondents who were kind enough to give me permission to carry out this project. I also thank my colleagues and staff members who supported me with suggestion and ideas. I would also like to thank my parents, mothers of the disabled children who supported and encouraged me in completing the dissertation. I also thank my friends who have always been a strong pillar of support for me as I completed this research.

Above all, I would like to Thank God Almighty, his blessing and I am always thankful for the strength and presence of mind showered upon me for completing this work successfully.

ANNA BABY

## CONTENTS

<b>SI.NO</b>	<b>CHAPTER</b>	<b>PAGE NUMBER</b>
<b>1</b>	<b>INTRODUCTION</b>	1 – 10
<b>2</b>	<b>REVIEW OF LITERATURE</b>	11 – 22
<b>3</b>	<b>RESEARCH METHODOLOGY</b>	23 – 28
<b>4</b>	<b>DATA ANALYSIS AND INTERPRETATION</b>	29 – 74
<b>5</b>	<b>FINDINGS, SUGGESTIONS AND CONCLUSION</b>	75 – 79
<b>6</b>	<b>BIBLIOGRAPHY</b>	80 – 82
<b>7</b>	<b>APPENDIX</b>	83 – 86

## LIST OF TABLES

<b>TABLE NUMBER</b>	<b>TITLE</b>	<b>PAGE NUMBER</b>
<b>TABLE 4.1</b>	Distribution of respondents based on age	29
<b>TABLE 4.2</b>	Distribution of respondents based on type of family	34
<b>TABLE 4.3</b>	Distribution of respondents based on blaming themselves for having such a child	39
<b>TABLE 4.4</b>	Distribution of respondents based on able to give proper attention, love and sympathy towards the child	44
<b>TABLE 4.5</b>	Distribution of respondents based on someone ever accused you of being at fault for the birth of a kid, blaming you as the parent	53
<b>TABLE 4.6</b>	Distribution of respondents based on feeling annoyed going to social gatherings	58
<b>TABLE 4.7</b>	Distribution of respondents based on society providing awareness class	63

<b>TABLE 4.8</b>	Distribution of respondents based on child get governmentscholarships properly	68
<b>TABLE 4.9</b>	Correlation between psychological and social problem	74

## LIST OF FIGURES

<b>FIGURE NUMBER</b>	<b>TITLE</b>	<b>PAGE NUMBER</b>
<b>FIGURE 4.1</b>	Distribution of respondents based on educational qualification	30
<b>FIGURE 4.2</b>	Distribution of respondents based on occupation	31
<b>FIGURE 4.3</b>	Distribution of respondents based on family income (per month)	32
<b>FIGURE 4.4</b>	Distribution of respondents based on locality	33
<b>FIGURE 4.5</b>	Distribution of respondents based on number of children	35
<b>FIGURE 4.6</b>	Distribution of respondents based on shocked about child's condition	36
<b>FIGURE 4.7</b>	Distribution of respondents based on ever experienced shame	37
<b>FIGURE 4.8</b>	Distribution of respondents based on feel sad having such a child in family	38

<b>FIGURE 4.9</b>	Distribution of respondents based on ever considered avoiding having such a child	40
<b>FIGURE 4.10</b>	Distribution of respondents based on ever felt hopelessness	41
<b>FIGURE 4.11</b>	Distribution of respondents based on able to find happiness when taking care of the child	42
<b>FIGURE 4.12</b>	Distribution of respondents based on ever felt anger when handling behavioral problems of child	43
<b>FIGURE 4.13</b>	Distribution of respondents based on kids with special needs can live normal life	45
<b>FIGURE 4.14</b>	Distribution of respondents based on able to sleep	46
<b>FIGURE 4.15</b>	Distribution of respondents based on giving appreciation for their good deeds	47
<b>FIGURE 4.16</b>	Distribution of respondents based on feel stressed while handling the child	48

<b>FIGURE 4.17</b>	Distribution of respondents based on felt neglect because of such a child	49
<b>FIGURE 4.18</b>	Distribution of respondents based on you believe that child is a burden to the family	50
<b>FIGURE 4.19</b>	Distribution of respondents based on ever felt helplessness to handle the child	51
<b>FIGURE 4.20</b>	Distribution of respondents based on differently abled child; did you face a lot of problems in marital life	52
<b>FIGURE 4.21</b>	Distribution of respondents based on that other members of the family find it difficult to adjust with the child	54
<b>FIGURE 4.22</b>	Distribution of respondents based on able to accept the child	55
<b>FIGURE 4.23</b>	Distribution of respondents based on worried about child's future and his/her marriage	56
<b>FIGURE 4.24</b>	Distribution of respondents based on societal views towards children with disabilities negative	57



<b>FIGURE 4.25</b>	Distribution of respondents based on felt separation from loved once	59
<b>FIGURE 4.26</b>	Distribution of respondents based on able to maintain social network	60
<b>FIGURE 4.27</b>	Distribution of respondents based on whether you sick and tired of other people expressing needles sympathy	61
<b>FIGURE 4.28</b>	Distribution of respondents based on faced adjustment issues within family circle	62
<b>FIGURE 4.29</b>	Distribution of respondents based on have joined in any support groups facing similar challenges	64
<b>FIGURE 4.30</b>	Distribution of respondents based on getting enough help andsupport from family members	65
<b>FIGURE 4.31</b>	Distribution of respondents based on anyother support from organization	66
<b>FIGURE 4.32</b>	Distribution of respondents based on religious organization assist the child's school and career- training costs	67

<p><b>FIGURE 4.33</b></p>	<p>Distribution of respondents based on the friends assist in completing any tasks related to child</p>	<p>69</p>
<p><b>FIGURE 4.34</b></p>	<p>Distribution of respondents based on the training programs and medical camps conducted by different groups in the community</p>	<p>70</p>
<p><b>FIGURE 4.35</b></p>	<p>Distribution of respondents based on have ever avoided inviting family members to a gathering at house</p>	<p>71</p>
<p><b>FIGURE 4.36</b></p>	<p>Distribution of respondents based on able to travel somewhere to attend any other job because of child</p>	<p>72</p>
<p><b>FIGURE 4.37</b></p>	<p>Distribution of respondents based on ever felt difficult to find a special school</p>	<p>73</p>

**A VICTIMOLOGICAL STUDY OF COLLEGE GOING  
GIRLS ON SEXUAL HARASSMENT IN PUBLIC  
TRANSPORTATION**

*A dissertation submitted to Christ College (Autonomous), Irinjalakuda,  
Affiliated to the University of Calicut in partial fulfillment of the Degree  
of*

**MASTERS OF SOCIAL WORK**

Specializing In

**MEDICAL AND PSYCHIATRIC SOCIAL WORK**

Submitted by

**ASHLY SHAJAN**

**(REG.NO: CCAVMSW008)**

Under the Guidance of

**MS. MEGHANA DAVIS**

Asst. Professor in Social Work



**CHRIST**  
COLLEGE (AUTONOMOUS)  
IRINJALAKUDA, KERALA  
Reaccredited by NAAC with 'A++' grade

DEPARTMENT OF SOCIAL WORK  
CHRIST COLLEGE (AUTONOMOUS), IRINJALAKUDA

APRIL 2023

## CERTIFICATE

This is to certify that the dissertation entitled "A VICTIMOLOGICAL STUDY OF COLLEGE GOING GIRLS ON SEXUAL HARASSMENT IN PUBLIC TRANSPORTATION" Submitted to Christ College (Autonomous) Irinjalakuda. Affiliated to the University of Calicut, in partial fulfillment of the requirement for the award of the Degree in Master of Social Work is a record of original research work done by **MS. ASHLY SHAJAN (Reg. No CCAVMSW008)** during the period 2021-2023 under supervision and guidance and that this dissertation has not formed the basis for the award of any Degree/ Diploma/ Associate-ship/ Fellowship and similar title to any candidate of any University.

*Meghana Davis*  
19/06/23

**Ms. MEGHANA DAVIS**

**Guide and Supervisor**

*Rosemary T George*

**Ms. ROSEMARY T GEORGE**

**HOD, Dept. of Social Work**

*Dr. Anshad VK*  
19/06/23

**Signature of External Examiner**

*Dr. Anshad VK*

**Name of External Examiner**


## DECLARATION

I, **Ms. ASHLY SHAJAN** hereby declare that the dissertation entitled “**A VICTIMOLOGICAL STUDY OF COLLEGE GOING GIRLS ON SEXUAL HARASSMENT IN PUBLIC TRANSPORTATION**”. Submitted to Christ College (Autonomous) Irinjalakuda. Affiliated to the University of Calicut, in partial fulfillment of the requirements for the award of the Degree in Masters in Social Work is a record of original research work done by **MS. ASHLY SHAJAN (Reg. No:- CCAVMSW008)** during the period 202-2023 under the supervision of **MS.MEGHANA DAVIS** Assistant professor, Department of Social Work, Christ College (Autonomous) Irinjalakuda, and has not formed the basis for the award of any Degree/ Diploma/ Associate-ship/ Fellowship and or similar title to any candidate of any University.

Place: Irinjalakuda

**ASHLY SHAJAN**

Date: 19/06/23

A handwritten signature in blue ink, appearing to read 'Ashly Shajan', is written on a small rectangular piece of paper.

## ACKNOWLEDGEMENT

This dissertation has become successful by the sincere effort of many people without whom this venture would not have been possible. I would like to express my gratitude to all of them.

I would like to thank **Rev. Dr. Jolly Andrews CMI** Principal, Christ College (Autonomous), Irinjalakuda, for providing such a platform for executing and approving the research.

I wish to express my gratitude to the head of the department, **Ms. Rosemary T George** for the valuable suggestions, support. I owe a deep sense of gratitude for the constant encouragement throughout the course of the study.

I would like to thank my research guide, **Ms. Meghana Davis**, who kindly supervised and gave me excellent suggestions, guidance, and encouragement all the time during my project work which helped me in conceptualizing and completing this endeavor. I would want to express my honest and sincere gratitude to all of the respondents of my study who graciously allowed me to continue with this project. I thank profusely all my colleagues and staff members who supported me with a pool of ideas.

Above all, I am grateful to the **God Almighty's** blessing and I am always thankful for the strength and presence of mind showered upon me for completing this work successfully.

**ASHLY SHAJAN**

## CONTENTS

SL. NO	TOPIC	PAGE NO.
1	Introduction	1-12
2	Review of Literature	13-22
3	Research Methodology	23-28
4	Data Analysis and Interpretation	29-85
5	Findings, Suggestions and Conclusion	86-93
6	Bibliography	94-97
7	Appendix	98-105

## LIST OF TABLES

<b>TABLE NO.</b>	<b>TITLE</b>	<b>PAGE NO.</b>
Table 4.1	DISTRIBUTION BASED ON RESPONDENTS WHO HAVE EXPERIENCED DIFFERENT FORMS OF SEXUAL HARASSMENTS	36
Table 4.2	DISTRIBUTION BASED ON RESPONDENTS WHO ARE CURIOUS	66
Table 4.3	DISTRIBUTION BASED ON RESPONDENTS WHO ARE ALWAYS THEMSELVES AND DIFFERENT IN DIFFERENT SITUATIONS	71
Table 4.4	DISTRIBUTION BASED ON RESPONDENTS WHO HAVE CONVERTED MISFORTUNE INTO GOOD LUCK AND FOUND BENEFITS IN BAD EXPERIENCES	78
Table 4.5	ONE-WAY ANOVA TEST: TOTAL RESILIENCE & AGE GROUP	81
Table 4.6	CORRELATION TEST: SUBSCALE STRESS & RESILIENCE	83
Table 4.7	CORRELATION TEST: SUBSCALE ANXIETY & RESILIENCE	84
Table 4.8	CORRELATION TEST: SUBSCALE DEPRESSION & RESILIENCE	85



## LIST OF FIGURES

<b>FIGURE NO.</b>	<b>TITLE</b>	<b>PG. NO.</b>
FIGURE 4.1	DISTRIBUTION BASED ON RESPONDENTS AGE GROUP	29
FIGURE 4.2	DISTRIBUTION BASED ON RESPONDENTS' MARITAL STATUS	30
FIGURE 4.3	DISTRIBUTION BASED ON RESPONDENTS GENDER	31
FIGURE 4.4	DISTRIBUTION BASED ON RESPONDENTS' RELIGION	32
FIGURE 4.5	DISTRIBUTION BASED ON RESPONDENTS' EDUCATION STREAM	33
FIGURE 4.6	DISTRIBUTION OF RESPONDENTS BASED ON LOCALITY	34
FIGURE 4.7	DISTRIBUTION OF RESPONDENTS BASED ON MODE OF TRANSPORT	35
FIGURE 4.8	DISTRIBUTION BASED ON PARTICIPANTS EXPERIENCE ON SEXUAL HARASSMENTS	37
FIGURE 4.9	DISTRIBUTION BASED ON REPORTING SEXUAL HARASSMENTS TO RESPECTIVE AUTHORITIES	38
FIGURE 4.10	DISTRIBUTION BASED ON SHAME FELT BY RESPONDENTS BEING AVICTIM OF SEXUAL HARASSMENT	39

FIGURE 4.11	DISTRIBUTION BASED ON FEAR /TRAUMA FACED BY RESPONDENTS IN PUBLIC DURING TRAVELLING AFTER BEING AVICTIM	40
FIGURE 4.12	DISTRIBUTION BASED ON MENTAL BREAKDOWN EXPERIENCED BY THE RESPONDENTS AFTER BEING A VICTIM	41
FIGURE 4.13	DISTRIBUTION BASED ON THE RESPONSE OF RESPONDENT'S TOWARDS THE HARASSER	42
FIGURE 4.14	DISTRIBUTION BASED ON RESPONDENTS' KNOWLEDGE ONDIFFERENT TYPES OF ABUSUES	43
FIGURE 4.15	DISTRIBUTION BASED ON RESPONDENTS' KNOWLEDGE ON DEFENSE MECHANISMS WHICH CAN BE USED IN SUCH SITUATIONS	44
FIGURE 4.16	DISTRIBUTION BASED ON RESPONDENTS' KNOWLEDGE ON LEGALUNDERSTANDING TO TACKLE THE SEXUAL HARASSMENT SITUATIONS	45
FIGURE 4.17	DISTRIBUTION BASED ON RESPONDENTS' KNOWLEDGE ONSAFETY MEASURES ADOPTED WHILE TRAVELLING	46
FIGURE 4.18	DISTRIBUTION BASED ON RESPONDENTS' KNOWLEDGE ON 112INDIA APP & SHAKTHI APP FOR WOMEN PROTECTION	47
FIGURE 4.19	DISTRIBUTION BASED ON RESPONDENTS' AWARENESS ON RESERVED SEATS FOR WOMEN IN PUBLIC TRANSPORTATIONS	48
FIGURE 4.20	DISTRIBUTION BASED ON RESPONDENTS' KNOWLEDGE ON PROTECTION OF WOMEN FROM SEXUAL HARASSMENT ACT 2023	49
FIGURE 4.21	DISTRIBUTION BASED ON; COMFORTING OTHER VICTIMS WHO ARE SEXUALLY HARSSSED	50
FIGURE 4.22	DISTRIBUTION BASED ON RESPONDENTS' KNOWLEDGE ABOUTSTARING FOR MORE THAN 14 SECONDS IS A SERIOUS CRIME UNDER 294 &509 SECTIONS OF IPC	51


FIGURE 4.23	DISTRIBUTION BASED ON RESPONDENTS' TOTAL KNOWLEDGE ON LAWS & REGULATIONS RELATED TO LAWS AND REGULATIONS	52
FIGURE 4.24(a)	DISTRIBUTION BASED ON PSYCHOLOGICAL DISTRESS OF THE RESPONDENTS: STRESS	53
FIGURE 4.24(b)	TOTAL STRESS OF THE RESPONDENTS	54
FIGURE 4.25(a)	DISTRIBUTION BASED ON PSYCHOLOGICAL DISTRESS OF THE RESPONDENTS: ANXIETY	55
FIGURE 4.25(b)	TOTAL ANXIETY OF THE RESPONDENTS	56
FIGURE 4.26(a)	DISTRIBUTION BASED ON PSYCHOLOGICAL DISTRESS OF THE RESPONDENTS: DEPRESSION	57
FIGURE 4.26(b)	TOTAL DEPRESSION OF THE RESPONDENTS	58
FIGURE 4.27	DISTRIBUTION BASED ON RESPONDENTS IN A CRISIS SITUATION, TAKING USEFUL ACTIONS	59
FIGURE 4.28	DISTRIBUTION BASED ON RESPONDENTS WHO ARE OPTIMISTIC AND SEE DIFFICULTIES AS TEMPORARY AND OVERCOME THEM	60
FIGURE 4.29	DISTRIBUTION BASED ON RESPONDENTS WHO CAN TOLERATE HIGH LEVELS OF AMBIGUITY & UNCERTAINTY ABOUT SITUATIONS	61
FIGURE 4.30	DISTRIBUTION BASED ON RESPONDENTS' CAPACITY TO ADAPT QUICKLY TO NEW DEVELOPMENTS AND CAPACITY TO BOUNCEBACK FROM DIFFICULTIES	62
FIGURE 4.31	DISTRIBUTION BASED ON RESPONDENTS WHO ARE PLAYFUL & FIND HUMOUR IN ROUGH SITUATIONS	63


FIGURE 4.32	DISTRIBUTION BASED ON RESPONDENTS WHO CAN RECOVER EMOTIONALLY FROM LOSSES AND SETBACKS	64
FIGURE 4.33	DISTRIBUTION BASED ON RESPONDENTS WHO ARE SELF CONFIDENT AND APPRECIATE THEMSELVES	65
FIGURE 4.34	DISTRIBUTION BASED ON RESPONDENTS WHO LEARN LESSONS FROM THEIR OWN EXPERIENCES AND FROM OTHERS	67
FIGURE 4.35	DISTRIBUTION BASED ON RESPONDENTS WHO ARE GOOD AT PROBLEM SOLVING AND CAN USE ANALYTICAL KNOWLEDGE	68
FIGURE 4.36	DISTRIBUTION BASED ON RESPONDENTS WHO ARE GOOD AT MAKING THINGS WORK WELL	69
FIGURE 4.37	DISTRIBUTION BASED ON RESPONDENTS WHO ARE FLEXIBLE AND COMFORTABLE WITH THEIR PARADOXICAL COMPLEXITY	70
FIGURE 4.38	DISTRIBUTION BASED ON RESPONDENTS PREFER TO WORK WITHOUT A WRITTEN JOB DESCRIPTION	72
FIGURE 4.39	DISTRIBUTION BASED ON RESPONDENTS WHO CAN READ PEOPLE WELL	73
FIGURE 4.40	DISTRIBUTION BASED ON RESPONDENTS WHO IS A GOOD LISTENER AND HAVING EMPATHY SKILLS	74
FIGURE 4.41	DISTRIBUTION BASED ON RESPONDENTS WHO ARE NONJUDGEMENTAL ABOUT OTHERS	75
FIGURE 4.42	DISTRIBUTION BASED ON RESPONDENTS WHO ARE VERY DURABLE AND HOLD UP WELL DURING TOUGH TIMES	76


FIGURE 4.43	DISTRIBUTION BASED ON RESPONDENTS WHO HAS BEEN MADE STRONGER AND BETTER BY DIFFICULT EXPERIENCES	77
FIGURE 4.44	DISTRIBUTION BASED ON TOTAL RESILIENCY OF THE RESPONDENTS	79
FIGURE 4.45	MEANS PLOT OF TOTAL RESILIENCE AND AGE: BASED ON ONE-WAY ANOVA TEST	82

## CERTIFICATE

This is to certify that the dissertation entitled "A STUDY ON THE PREVALENCE OF PSYCHOSOMATIC SYMPTOMS AMONG CHILDREN DURING STRESSFUL SITUATIONS", submitted to Christ College (Autonomous), Irinjalakuda, affiliated to the University of Calicut, in partial fulfilment of the requirements for the award of the Degree in Master of Social Work is a record of original research work done by Ms. ASWATHY. E. S (REG. NO: CCAVMSW010) during the period 2021-2023 under the supervision and guidance and that this dissertation has not formed the basis for the award of any Degree / Diploma / Associateship / Fellowship and or similar title to any candidate of any University.

  
Ms. ROSEMARY T GEORGE  
Guide and supervisor

  
Ms. ROSEMARY T GEORGE  
Asst. Prof. Department of Social Work

  
Signature of External Examiner  
Dr. Anshad V K  
Name of External Examiner

**A STUDY ON THE PREVALENCE OF  
PSYCHOSOMATIC SYMPTOMS AMONG CHILDREN  
DURING STRESSFUL SITUATIONS**

**A dissertation submitted to Christ College (Autonomous),  
Irinjalakuda, affiliated to the University of Calicut in partial  
fulfilment of the Degree of**

**MASTERS OF SOCIAL WORK**

**Specializing in**

**Medical and Psychiatric social work**

**Submitted by**

**ASWATHY. E. S**

**(REG. NO: CCAVMSW010)**

**Under the Guidance of**

**Ms. ROSEMARY T GEORGE**

**Asst, Prof. Department of Social Work**



**CHRIST**  
COLLEGE (AUTONOMOUS)  
IRINJALAKUDA, KERALA  
Reaccredited by NAAC with 'A++' grade

**DEPARTMENT OF SOCIAL WORK**

**CHRIST COLLEGE (AUTONOMOUS), IRINJALAKUDA**

**APRIL 2023**

## **DECLARATION**

I, **Ms. ASWATHY. E. S** hereby declare that the dissertation entitled “**A STUDY ON THE PREVALENCE OF PSYCHOSOMATIC SYMPTOMS AMONG CHILDREN DURING STRESSFUL SITUATIONS**”, submitted to Christ College (Autonomous), Irinjalakuda, affiliated to the University of Calicut, in partial fulfilment of the requirements for the award of the Degree in Master of Social Work is a record of original research work done by **Ms. ASWATHY. E. S (REG. NO: CCAVMSW010)** during the period 2021-2023 under the supervision and guidance of **Ms. ROSEMARY T GEORGE**, Asst, Prof. Department of Social Work, Christ College (Autonomous), Irinjalakuda, and has not formed the basis for the award of any Degree / Diploma / Associateship / Fellowship and or similar title to any candidate of any University.

Place: Irinjalakuda

**ASWATHY. E. S**

Date:



## ACKNOWLEDGEMENT

This dissertation has been made successful by sincere effort of a lot of people without not have been possible. I want to express my gratitude to everyone.

I would like to thank Rev. **Dr. Jolly Andrews CMI**, Principal, Christ College (Autonomous), Irinjalakuda, for providing such a platform for executing and approving the research.

I want to convey my gratitude to Head of the department and Research guide Ms. Rosemary T George, for her suggestion, encouragement, and support during the study.

I would like to express my gratitude to my research mentor, Ms., Rosemary T George for her kind supervision, direction, and encouragement during my project work. Her assistance enabled me to conceptualize and complete this endeavor. I would want to extend my honest and heartfelt gratitude to all of the respondents who were kind enough to give me permission to carry out this project. I also thank my colleagues and staff members who supported me with suggestion and ideas. I would also like to thank my parents, Kaiparambu Grama Panchayat who supported and encouraged me in completing the dissertation. I also thank my friends who have always been a strong pillar of support for me as I completed this research.

Above all, I would like to Thank God Almighty, his blessing and I am always thankful for the strength and presence of mind showered upon me for completing this work successfully.

ASWATHY. E. S

## CONTENTS

<b>SLNO</b>	<b>CHAPTER</b>	<b>PAGE NUMBER</b>
<b>1</b>	<b>LIST OF TABLES AND FIGURES</b>	
<b>2</b>	<b>INTRODUCTION</b>	<b>1 – 7</b>
<b>3</b>	<b>REVIEW OF LITERATURE</b>	<b>8 – 19</b>
<b>4</b>	<b>RESEARCH METHODOLOGY</b>	<b>20 – 25</b>
<b>5</b>	<b>DATA ANALYSIS AND INTERPRETATION</b>	<b>26 – 44</b>
<b>6</b>	<b>FINDINGS, SUGGESTIONS AND CONCLUSION</b>	<b>45 – 47</b>
<b>7</b>	<b>BIBLIOGRAPHY</b>	<b>48 – 50</b>
<b>8</b>	<b>APPENDIX</b>	<b>51 – 55</b>

## LIST OF TABLES

<b>TABLE NUMBER</b>	<b>TITLE</b>	<b>PAGE NUMBER</b>
<b>TABLE NO 4.1</b>	Distribution of respondents based on age	26
<b>TABLE NO 4.2</b>	Distribution of respondents based on health status	31
<b>TABLE NO 4.3</b>	Mean score of Pseudo neurological symptoms	32
<b>TABLE NO 4.4</b>	Mean score of cardiovascular symptoms	33
<b>TABLE NO 4.5</b>	Mean score of muscular symptoms	34
<b>TABLE NO 4.6</b>	Mean score of gastrointestinal symptoms	35

## LIST OF FIGURES

<b>FIGURE NUMBER</b>	<b>TITLE</b>	<b>PAGE NUMBER</b>
<b>FIGURE 4.1</b>	Distribution of respondents based on gender	27
<b>FIGURE 4.2</b>	Distribution of respondents based on number of siblings	28
<b>FIGURE 4.3</b>	Distribution of respondents based on APL/BPL	29
<b>FIGURE 4.4</b>	Distribution of respondents based on type of family	30
<b>FIGURE 4.5</b>	Distribution of respondents based on visiting doctor because of their health-related problems	36
<b>FIGURE 4.6</b>	Distribution of respondents based on having disease such as asthma, allergies, diabetes, etc.	37
<b>FIGURE 4.7</b>	Distribution of respondents based on taking medicines for health problems	38

<b>FIGURE 4.8</b>	Distribution of respondents suffering from pain in the last 3 months and most unpleasant	39
<b>FIGURE 4.9</b>	Distribution of respondents based on rating their pain intensity	40
<b>FIGURE 4.10</b>	Distribution of respondents based on taking some painkillers	41
<b>FIGURE 4.11</b>	Distribution of respondents based on their answer is yes, how often did you take painkillers in the last 3 months	42

**PORN ADDICTION AND ACADEMIC PERFORMANCE AMONG  
HIGHER SECONDARY SCHOOL STUDENTS: A STUDY**

A dissertation submitted to Christ College (Autonomous), Irinjalakuda, Affiliated to  
the University of Calicut in partial fulfilment of the Degree of

**MASTER OF SOCIAL WORK**

Specializing in

Medical and Psychiatric Social Work

Submitted by

**ATHUL P R**

**(REG. NO: CCAVMSW010)**

Under the Guidance of

**Dr. AJEESH K G**

Asst. Professor in Social Work



**CHRIST**  
COLLEGE (AUTONOMOUS)  
IRINJALAKUDA, KERALA  
Reaccredited by NAAC with 'A ++' grade

DEPARTMENT OF SOCIAL WORK

CHRIST COLLEGE (AUTONOMOUS), IRINJALAKUDA

APRIL 2023

## CERTIFICATE

This is to certify that the dissertation entitled "PORN ADDICTION AND ACADEMIC PERFORMANCE AMONG HIGHER SECONDARY SCHOOL STUDENTS: A STUDY", submitted to Christ College (Autonomous), Irinjalakuda, Affiliated to the University of Calicut, in partial fulfilment of the requirements for the award of the Degree in Master of Social Work is a record of original research work done by Mr. Athul P R (Reg. No. CCAVMSW010) during the period 2021-2023 under the supervision and guidance and that this dissertation has not formed the basis for the award of any Degree / Diploma / Associateship / Fellowship and or similar title to any candidate of any University.



**Dr. AJEESH K G**

Guide and Supervisor



**Ms. ROSEMARY T GEORGE**

HOD, Dept. of Social Work



Signature of External Examiner

**Dr. Anshad VK**

Name of External Examiner

## **DECLARATION**

I, **Mr. ATHUL P R** hereby declare that the dissertation entitled “ **PORN ADDICTION AND ACADEMIC PERFORMANCE AMONG HIGHER SECONDARY SCHOOL STUDENTS : A STUDY**”, submitted to Christ College (Autonomous), Irinjalakuda, Affiliated to the University of Calicut, in partial fulfilment of the requirements for the award of the Degree in Master of Social Work is a record of original research work done by **Mr. ATHUL P R (Reg. No. CCAVMSW010)** during the period 2021-2023 under the supervision and guidance of **Dr. AJEESH K G**, Assistant Professor, Department of Social Work , Christ College (Autonomous), Irinjalakuda, and has not formed the basis for the award of any Degree / Diploma / Associateship / Fellowship and or similar title to any candidate of any University .

Place: Irinjalakuda

**ATHUL P R**

Date:



## ACKNOWLEDGEMENT

This dissertation has been made successful by sincere effort of a lot of people without whom it would not have been possible. I want to express my gratitude to everyone.

I would like to thank **Rev. Dr. Jolly Andrews CMI**, Principal, Christ College (Autonomous), Irinjalakuda, for providing such a platform for executing and approving the research.

I want to convey my gratitude to the department head, **Ms. Rosemary T George**, for her insightful comments, encouragement, and support during the study.

I would like to express my gratitude to my research mentor, **Dr. Ajeesh K G**, for his kind supervision, direction, and encouragement during my project work. His assistance enabled me to conceptualise and complete this endeavour. I would want to extend my honest and heartfelt gratitude to all of the respondents who were kind enough to give me permission to carry out this project. I also thank my colleagues and staff members who supported me with a pool of ideas. I would also like to thank my parents who supported and encouraged me in completing the dissertation. I also thank my friends who have always been a pillar of support for me as I completed this project.

Above all, I humbly solicit the God Almighty's blessing and I am always thankful for the strength and presence of mind showered upon me for completing this work successfully.

**ATHUL P R**

# CONTENTS

<b>Sl. No</b>	<b>Content</b>	<b>Page no.</b>
<b>1</b>	Introduction	1 - 14
<b>2</b>	Review of literature	15 - 26
<b>3</b>	Research Methodology	27 - 34
<b>4</b>	Data analysis and Interpretation	35 - 83
<b>5</b>	Findings, Recommendations, Conclusion	84 - 103
<b>6</b>	References	104 - 106
<b>7</b>	Appendix	107 - 111

## LIST OF FIGURES

Sl. No.	Content	Page No.
Fig 4.1	Distribution based on Age	36
Fig 4.2	Distribution based on Gender	37
Fig 4.4	Distribution based on category of domicile	39
Fig 4.5	Distribution based on type of family	40
Fig 4.6	Distribution based on family income (per annum)	41
Fig 4.7	Distribution based on parental education	42
Fig 4.8	Distribution based on number of siblings	43
Fig 4.10	Distribution based on study time	45
Fig 4.11	Distribution based on pornography viewing in order to avoid or escape feelings	46
Fig 4.12	Distribution based on protection of pornography by hiding it	47
Fig 4.13	Distribution based on thinking about sex more than like to	48
Fig 4.15	Distribution based on feeling empty or shameful after viewing pornography or masturbating	50
Fig 4.16	Distribution based on promise made on never again view pornography or masturbate	51
Fig 4.17	Distribution based on lied to parents, church leaders or other adults about pornography viewing	52
Fig 4.18	Distribution based on view pornography or masturbate than spend time with others	53
Fig 4.20	Distribution based on erasing the history on the computer to “cover tracks” in an effort to avoid being caught	55
Fig 4.21	Distribution based on rationalizing, justifying, minimizing or making excuses about pornography use	56
Fig 4.22	Distribution based on ending up looking at pornography nearly every time get on the internet	57

Fig 4.23	Distribution based on worry something is wrong because of sexual thoughts and feelings	58
Fig 4.25	Distribution based on lying or manipulating others in order to view pornography	60
Fig 4.26	Distribution based on using someone else's computer or cell phone to view pornography	61
Fig 4.27	Distribution based on viewing more and more pornography to feel satisfied	62
Fig 4.28	Distribution based on sexual thoughts and feelings interfere with religious beliefs or family values	63
Fig 4.30	Distribution based on flip through channels on the television just to find something that will stimulate sexually	65
Fig 4.31	Distribution based on looking for opportunities to be alone for finding pornography or masturbate	66
Fig 4.32	Distribution based on masturbating while viewing pornography	67
Fig 4.34	Distribution based on continue to view pornography even after encountering problems	69
Fig 4.35	Distribution based on worry about being caught viewing pornography by parents or others	70
Fig 4.36	Distribution based on making ready by themselves in all subjects	71
Fig 4.37	Distribution based on paying attention and listen during every discussion	72
Fig 4.39	Distribution based on active participation in every discussion	74
Fig 4.40	Distribution based on starting papers and projects as soon as they are assigned	75
Fig 4.41	Distribution based on enjoying homework and activities	76
Fig 4.42	Distribution based on exerting more effort while doing difficult assignment	77
Fig 4.43	Distribution based on solving problems as a useful hobby	78
Fig 4.44	Distribution based on the Porn addiction	79


Fig 4.45	Distribution based on the academic performance	80
----------	--	----


## LIST OF TABLES

<b>Sl. No.</b>	<b>Content</b>	<b>Page No.</b>
Tab. 4.3	Distribution based on educational level	38
Tab. 4.9	Distribution based on sleeping time	44
Tab. 4.14	Distribution based on force inside that drives to view pornography	49
Tab. 4.19	Distribution based on staying up late at night or woke up during the night to view pornography	54
Tab. 4.24	Distribution based on participating in on-line/internet sexual chats, emails, posts or in sexting	59
Tab. 4.29	Distribution based on sexual thoughts and behaviours cause to feel that are unclean or unworthy	64
Tab. 4.33	Distribution based on using pornography or masturbation as a reward for accomplishing something	68
Tab. 4.38	Distribution based on want to get good grades in every subject	73
Tab. 4.46	Hypothesis test 1	81 - 82
Tab. 4.47	Hypothesis test 2	83

## CERTIFICATE

This is to certify that the dissertation entitled "A STUDY ON PSYCHOLOGICAL PROBLEMS AND COPING STRATEGIES AMONG POST MENOPAUSAL WOMEN" submitted to Christ College (Autonomous), Irinjalakuda, Affiliated to the University of Calicut, in partial fulfilment of the requirements for the award of the Degree in Master of Social Work is a record of original research work done by Ms. DEENA T.A (Reg. No. CCAVMSW011) during the period 2021-2023 under the supervision and guidance and that this dissertation has not formed the basis for the award of any Degree / Diploma / Associateship / Fellowship and or similar title to any candidate of any University.

  
Ms. REMY K. MANI  
Guide and supervisor

  
Ms. ROSEMARY T. GEORGE  
HOD. Dept. of social work

  
Signature of External Examiner

Dr. Anshad VK  
Name of External Examiner

**A STUDY ON PSYCHOLOGICAL PROBLEMS AND  
COPING STRATEGIES AMONG POST MENOPAUSAL  
WOMEN**

**A dissertation submitted to Christ College (Autonomous), Irinjalakuda,  
Affiliated to the University of Calicut in partial fulfilment of the Degree of**

**MASTERS OF SOCIAL WORK**

**Specializing in**

**MEDICAL AND PSYCHIATRIC SOCIAL WORK**

**Submitted by**

**DEENA T.A**

**(REG. NO: CCAVMSW011)**

**Under the Guidance of**

**Ms. RENI. K. MANI**

**Asst. Professor in Social Work**



**CHRIST**  
COLLEGE (AUTONOMOUS)  
IRINJALAKUDA, KERALA  
Reaccredited by NAAC with 'A++' grade

**DEPARTMENT OF SOCIAL WORK**

**CHRIST COLLEGE (AUTONOMOUS), IRINJALAKUDA**

**APRIL 2023**



## **CERTIFICATE**

This is to certify that the dissertation entitled “**A STUDY ON PSYCHOLOGICAL PROBLEMS AND COPING STRATEGIES AMONG POST MENOPAUSAL WOMEN** “ submitted to Christ College (Autonomous), Irinjalakuda, Affiliated to the University of Calicut, in partial fulfilment of the requirements for the award of the Degree in Master of Social Work is a record of original research work done by **Ms. DEENA T.A (Reg. No. CCAVMSW011)** during the period 2021-2023 under the supervision and guidance and that this dissertation has not formed the basis for the award of any Degree / Diploma / Associateship / Fellowship and or similar title to any candidate of any University.

Ms. RENI. K. MANI  
Guide and supervisor

Ms. ROSEMARY. T. GEORGE  
HOD. Dept. of social work

Signature of External Examiner

Name of External Examinee

## **DECLARATION**

I, Ms. DEENA. T. A hereby declare that the dissertation entitled “**A STUDY ON PSYCHOLOGICAL PROBLEMS AND COPING STRATEGIES AMONG POST MENOPAUSAL WOMEN** ”, submitted to Christ College (Autonomous), Irinjalakuda, Affiliated to the University of Calicut, in partial fulfilment of the requirements for the award of the Degree in Master of Social Work is a record of original research work done by Ms. **DEENA .T.A (Reg. No. CCAVMSW011)** during the period 2021-2023 under THE supervision and guidance of **Ms. RENI K. MANI**, Assistant Professor, Department of Social Work , Christ College (Autonomous), Irinjalakuda, and has not formed the basis for the award of any Degree / Diploma / Associateship / Fellowship and or similar title to any candidate of any University .

Place: Irinjalakuda

DEENA.T. A

Date:

## ACKNOWLEDGEMENT

This dissertation has been made successful by sincere effort of a lot of people without whom it would not have been possible. I want to express my gratitude to everyone.

I would like to thank **Rev. Dr. Jolly Andrews CMI**, Principal, Christ College (Autonomous), Irinjalakuda, for providing such a platform for executing and approving the research.

I want to convey my gratitude to the department head, Ms. Rosemary T George, for her suggestion, encouragement, and support during the study.

I would like to express my gratitude to my research mentor, Ms. RENI K MANI, for her kind supervision, direction, and encouragement during my project work. Her assistance enabled me to conceptualize and complete this endeavor. I would want to extend my honest and heartfelt gratitude to all of the respondents who were kind enough to give me permission to carry out this project. I also thank my colleagues and staff members who supported me with suggestion and ideas. I would also like to thank my parents AND Neighbors who supported and encouraged me in completing the dissertation. I also thank my friends who have always been a strong pillar of support for me as I completed this research.

Above all, I would like to Thank God Almighty, his blessing and I am always thankful for the strength and presence of mind showered upon me for completing this work successfully.

DEENA. T. A

## **CONTENTS**

<b>SL.NO</b>	<b>CHAPTER PAGE</b>	<b>PAGE NUMBER</b>
<b>1</b>	<b>INTRODUCTION</b>	1-10
<b>2</b>	<b>REVIEW OF LITERATURE</b>	11-20
<b>3</b>	<b>RESEARCH METHODOLOGY</b>	21-25
<b>4</b>	<b>DATA ANALYSIS AND INTERPRETATION</b>	26-59
<b>5</b>	<b>FINDINGS, SUGGESTIONS AND CONCLUSION</b>	60-61
<b>6</b>	<b>BIBLIOGRAPHY</b>	62
<b>7</b>	<b>APPENDIX</b>	63

## **LIST OF TABLES**

<b>SL. NO</b>	<b>TITLE</b>	<b>PAGE NUMBER</b>
Table 4.1	Distribution based on age	26
Table 4.2	Respondent based on marital status	28
Table 4.3	Hot flashes and sweating	33
Table 4.4	Joint and muscular pain	43

## LIST OF FIGURES

FIGURE NUMBER	TITLE	PAGE NUMBER
Figure 4.2	Distribution of respondents based on education of the respondent	27
Figure 4.4	Distribution of respondents based on types of family	29
Figure 4.5	Distributions of respondents based on heard menopause	30
Figure 4.6	Distribution of respondents based on physical changes during menopause	31
Figure 4.7	Distribution of respondents based on experiencing physical changes	32
Figure 4.9	Distribution of respondents based on heart discomfort	34
Figure 4.10	Distribution of respondents based on sleep problems	35
Figure 4.11	Distribution of respondents based on depressive mood	36
Figure 4.12	Distribution of respondents based on irritability and inner tensions	37
Figure 4.13	Distribution of respondents based on anxiety	38
Figure 4.14	Distribution of respondents based on physical and mental exhaustion impaired	39
Figure 4.15	Distribution of respondents based on sexual problems	40
Figure 4.16	Distribution of respondents based on difficulty in urinating	41
Figure 4.17	Distribution of respondents based on dryness of vagina	42
Figure 4.19	Distribution of respondents based on went on as if nothing had happened	44
Figure 4.20	Distribution of respondents based on tried to keep my feelings	45
Figure 4.21	Distribution of respondents based on slept more than usual	46
Figure 4.22	Distribution of respondents based on got a professional help	47
Figure 4.23	Distribution of respondents based on while eating	48
Figure 4.24	Distribution of respondents based on with people	49

Figure 4.25	Distribution of respondents based on think too much	50
Figure 4.26	Distribution of respondents based on came up with different solutions	51
Figure 4.27	Distribution of respondents based on accepted the situation	52
Figure 4.28	Distribution of respondents based on self activities	53
Figure 4.29	Distribution of respondents based on adjusted myself changes	54
Figure 4.30	Distribution of respondents based on regularly consult the health care workers	55
Figure 4.31	Distribution of respondents based on use alcohol and drugs	56
Figure 4.32	Distribution of respondents based on nutritional diet	57
Figure 4.33	Distribution of respondents based on walk	58

**A STUDY ON QUALITY OF LIFE AND COPING MECHANISM  
AMONG SOLITARY ELDERERS WITH SPECIAL REFERENCE TO  
VADANAPPALLI GRAMAPANCHAYATH**  
*A dissertation submitted to Christ College (Autonomous), Irinjalakuda, Affiliated to the University of  
Calicut in partial fulfilment of the Degree of*

**MASTERS OF SOCIAL WORK**  
**Specializing In**  
**Medical and Psychiatric Social Work**

**Submitted by**  
**DEVIKA P S**  
**(REG.NO: CCAVMSW012)**

**Under the Guidance of**  
**MR. SAIJITH N S**  
**Asst. Professor in Social Work**



**CHRIST**  
**COLLEGE (AUTONOMOUS)**  
**IRINJALAKUDA, KERALA**  
**Reaccredited by NAAC with 'A++' grade**

**DEPARTMENT OF SOCIAL WORK**  
**CHRIST COLLEGE (AUTONOMOUS), IRINJALAKUDA**  
**APRIL 2023**



## **CERTIFICATE**

**This is to certify that the dissertation entitled “A STUDY ON QUALITY OF LIFE AND COPING MECHANISM AMONG SOLITARY ELDERERS WITH SPECIAL REFERENCE TO VADANAPPALLI**

**GRAMAPANCHAYATH”,** submitted to Christ College (Autonomous), Irinjalakuda, affiliated to the University of Calicut, in partial fulfilment of the requirements for the award of the Degree in Master of Social Work is a record of original research work done by **Ms. DEVIKA P S (Reg. No. CCAVMSW012)** during the period 2021-2023 under the supervision and guidance and that this dissertation has not formed the basis for the award of any Degree / Diploma/ Associateship / Fellowship and or similar title to any candidate of any University.

**Mr. SAIJITH N S**

**Ms. ROSEMARY T GEORGE**

**Guide and Supervisor**

**HOD, Dept. of Social Work**

**Signature of External Examiner**

**Name of External Examiner**

## **DECLARATION**

I, **Ms. DEVIKA P S** hereby declare that the dissertation entitled “**A STUDY ON QUALITY OF LIFE AND COPING MECHANISM AMONG SOLITARY ELDERLY WITH SPECIAL REFERENCE TO VADANAPPALLI GRAMPANCHAYATH**”, submitted to Christ College (Autonomous), Irinjalakuda, Affiliated to the University of Calicut, in partial fulfilment of the requirements for the award of the Degree in Master of Social Work is a record of original research work done by **Ms. DEVIKA P S (Reg. No. CCAVMSW012)** during the period 2021-2023 under the supervision and guidance of **Mr. SAJJITH N S**, Assistant Professor, Department of Social Work, Christ College (Autonomous), Irinjalakuda, and has not formed the basis for the award of any Degree / Diploma / Associateship/ Fellowship and or similar title to any candidate of any University .

Place: Irinjalakuda

DEVIKA P S

Date:

## **ACKNOWLEDGEMENT**

This dissertation has been made successful by sincere effort of a lot of people without whom it would not have been possible. I want to express my gratitude to everyone.

I would like to thank **Rev. Dr. Jolly Andrews CMI**, Principal, Christ College (Autonomous), Irinjalakuda, for providing such a platform for executing and approving the research.

I want to convey my gratitude to the department head, **Ms. Rosemary T George**, for her suggestion, encouragement, and support during the study.

I would like to express my gratitude to my research mentor, **Mr. Saijith N S**, for her kind supervision, direction, and encouragement during my project work. His assistance enabled me to conceptualize and complete this endeavor. I would want to extend my honest and heartfelt gratitude to all of the respondents who were kind enough to give me permission to carry out this project. I also thank my colleagues and staff members who supported me with suggestion and ideas. I would also like to thank my parents, tribal coordinator who supported and encouraged me in completing the dissertation. I also thank my friends who have always been a strong pillar of support for me as I completed this research.

Above all, I would like to Thank **God Almighty**, his blessing and I am always thankful for the strength and presence of mind showered upon me for completing this work successfully.

**Devika P S**

## CONTENTS

<b>SL.NO</b>	<b>CHAPTERS</b>	<b>PAGE NO</b>
<b>1</b>	<b>INTRODUCTION</b>	<b>1-10</b>
<b>2</b>	<b>REVIEW OF LITERATURE</b>	<b>11-20</b>
<b>3</b>	<b>RESEARCH METHODOLOGY</b>	<b>21-24</b>
<b>4</b>	<b>DATA ANALYSIS AND INTERPRETATION</b>	<b>26-77</b>
<b>5</b>	<b>FINDINGS, SUGGESTIONS AND CONCLUSION</b>	<b>79-84</b>
<b>6</b>	<b>BIBLIOGRAPHY</b>	<b>85-87</b>
<b>7</b>	<b>APPENDIX</b>	<b>88-99</b>

## **LIST OF FIGURES**

<b>FIGURE NO</b>	<b>TITLE</b>	<b>PAGE NO</b>
FIGURE 4.1	Distribution of respondents based on age	26
FIGURE 4.2	Distribution of respondents based on gender	27
FIGURE 4.3	Distribution of respondents based on income	28
FIGURE 4.4	Distribution of respondents enjoying life overall	29
FIGURE 4.5	Distribution of respondents happy much of the time	30
FIGURE 4.6	Distribution of respondents looking forward to things	31
FIGURE 4.7	Distribution of respondents based on opinion- “life gets me down”	32
FIGURE 4.8	Distribution of respondents based on opinion- “i have a lot of physical energy”	33
FIGURE 4.9	Distribution of respondents based on opinion- “pain effects my well-being”	34

FIGURE 4.10	Distribution of respondents based on opinion- “my health restricts me looking after myself or my home”	35
FIGURE 4.11	Distribution of respondents based on opinion- “I am healthy enough to get out and about”	36
FIGURE 4.12	Distribution of respondents based on opinion- “my family, friends or neighbors would help me if needed”	37
FIGURE 4.13	Distribution of respondents based on opinion- “I would like more companionship or contact with other people”	38
FIGURE 4.14	Distribution of respondents based on opinion- “I have someone who gives me love and affection”	39
FIGURE 4.15	Distribution of respondents based on opinion- “I’d like more people to enjoy life with”	40
FIGURE 4.16	Distribution of respondents based on opinion- “I have my children around which is important”	41
FIGURE 4.17	Distribution of respondents based on opinion- “I am healthy enough to have my independence”	42
FIGURE 4.18	Distribution of respondents based on opinion- “I can please myself what I do”	43
FIGURE 4.19	Distribution of respondents based on opinion- “the cost of things compared to my pension/ income restricts my life”	44
FIGURE 4.20	Distribution of respondents based on opinion- “I have a lot of control over the important things in my life”	45
FIGURE 4.21	Distribution of respondents based on opinion- “I feel safe where I live”	46
FIGURE 4.22	Distribution of respondents based on opinion- “the local shops, services and facilities are good overall”	47
FIGURE 4.23	Distribution of respondents based on opinion- “I get pleasure from my home”	48

FIGURE 4.24	Distribution of respondents based on opinion- “I find my neighborhood friendly”	49
FIGURE 4.25	Distribution of respondents based on opinion- “I take life as it comes and make the best of things”	50
FIGURE 4.26	Distribution of respondents based on opinion- “I feel lucky compared to most people”	51
FIGURE 4.27	Distribution of respondents based on opinion- “I tend to look on the bright side”	52
FIGURE 4.28	Distribution of respondents based on opinion- “if my health limits social/ leisure activities, then i will compensate and find something else i can do”	53
FIGURE 4.29	Distribution of respondents based on opinion- “I have enough money to pay for household bills”	54
FIGURE 4.30	Distribution of respondents based on opinion- “I have enough money to pay for household repairs or help needed in the house”	55
FIGURE 4.31	Distribution of respondents based on opinion- “I can afford to buy what I want to”	56
FIGURE 4.32	Distribution of respondents based on opinion- “I cannot afford to do things I would enjoy”	57
FIGURE 4.33	Distribution of respondents based on opinion- “I have social or leisure activities/hobbies that I enjoy doing”	58
FIGURE 4.34	Distribution of respondents based on opinion- “I try to stay involved with things”	59
FIGURE 4.35	Distribution of respondents based on opinion- “I do paid or unpaid work or activities that give me a role in life figure”	60
FIGURE 4.36	Distribution of respondents based on opinion- “I have responsibilities to others that restrict my social or leisure activities”	61
FIGURE 4.37	Distribution of respondents based on opinion- “religion, belief or philosophy is important to my quality of life”	62

FIGURE 4.38	Distribution of respondents based on opinion- “cultural/religious events of festival are important to my quality of life”	63
FIGURE 4.39	Distribution of respondents based on opinion- “when dealing with a problem, I spend time trying to understand what happened”	64
FIGURE 4.40	Distribution of respondents based on opinion- “when dealing with a problem, I try to see the positive side of the situation”	65
FIGURE 4.41	Distribution of respondents based on opinion- “when dealing with a problem, I try to step back from the problem and think about it from a different point of view”	66
FIGURE 4.42	Distribution of respondents based on opinion- “when dealing with a problem, I consider several alternatives for handling the problem”	67
FIGURE 4.43	Distribution of respondents based on opinion- “when dealing with a problem, I try to see the humor in it”	68
FIGURE 4.44	Distribution of respondents based on opinion- “when dealing with a problem, I think about what it might say about bigger lifestyle changes I need to make”	69
FIGURE 4.45	Distribution of respondents based on opinion- “when dealing with a problem, I often wait it out and see if it doesn’t take care of itself”.	70





FIGURE 4.46	Distribution of respondents based on opinion- “when dealing with a problem, I often try to remember that the problem is not as serious as it seems”	71
FIGURE 4.47	Distribution of respondents based on opinion- “when dealing with a problem, I often use exercise, hobbies, or meditation to help me get through a tough time.”	72
FIGURE 4.48	Distribution of respondents based on opinion- “when dealing with a problem, I make jokes about it or try to make light of it.”	73
FIGURE 4.49	Distribution of respondents based on opinion- “when dealing with a problem, I make compromises.”	74
FIGURE 4.50	Distribution of respondents based on opinion- “when dealing with a problem, I take steps to take better care of myself and my family for the future”	75
FIGURE 4.51	Distribution of respondents based on opinion- “when dealing with a problem, I work on making things better for the future by changing my habits, such as diet, exercise, budgeting, or staying in closer touch with people I care about.”	76

## CERTIFICATE

This is to certify that the dissertation entitled "A STUDY ON OCCUPATIONAL DIVERSIFICATION AMONG PARAYAR COMMUNITY AND ITS CONTRIBUTING SOCIAL FACTORS WITH SPECIAL REFERENCE TO CHALAKUDY MUNICIPALITY", submitted to Christ College (Autonomous), Irinjalakuda, Affiliated to the University of Calicut, in partial fulfilment of the requirements for the award of the Degree in Master of Social Work is a record of original research work done by Ms.DILSHANA P.V (Reg. No. CCAVMSWO13) during the period 2021-2023 under the supervision and guidance and that this dissertation has not formed the basis for the award of any Degree / Diploma / Associateship / Fellowship and or similar title to any candidate of any University.

Mr.LALU P JOY  
Guide and Supervisor

  
MS. ROSEMARY T GEORGE  
HOD, Dept. of Social Work

  
Signature of External Examiner

Dr. Anshad VK  
Name of External Examiner

**A STUDY ON OCCUPATIONAL DIVERSIFICATION  
AMONG PARAYAR COMMUNITY AND ITS  
CONTRIBUTING SOCIAL FACTORS WITH SPECIAL  
REFERENCE TO CHALAKUDY MUNICIPALITY**

**A dissertation submitted to Christ College (Autonomous), Irinjalakuda, Affiliated to  
the University of Calicut in partial fulfilment of the Degree of**

**MASTERS OF SOCIAL WORK**

**Specializing in**

**RURAL AND URBAN COMMUNITY DEVELOPMENT**

**Submitted by**

**DILSHANA P.V**

**(REG. NO: CCAVMSW013)**

**Under the Guidance of**

**Mr. LALU P JOY**

**Asst. Professor in Social Work**



**CHRIST**  
COLLEGE (AUTONOMOUS)  
IRINJALAKUDA, KERALA  
Reaccredited by NAAC with 'A++' grade

**DEPARTMENT OF SOCIAL WORK**

**CHRIST COLLEGE (AUTONOMOUS), IRINJALAKUDA**

**APRIL 2023**

## DECLARATION

I, Ms. DILSHANA P.V hereby declare that the dissertation entitled “A STUDY ON THE OCCUPATIONAL; DIVERSIFICATION AMONG PARAYAR COMMUNITY AND ITS CONTRIBUTING SOCIAL FACTORS WITH SPECIAL REFERENCE TO CHALAKUDY MUNICIPALITY”, submitted to Christ College (Autonomous), Irinjalakuda, Affiliated to the University of Calicut, in partial fulfilment of the requirements for the award of the Degree in Master of Social Work is a record of original research work done by Ms. DILSHANA P.V (Reg. No. CCAVMSW013) during the period 2021-2023 under the supervision and guidance of Mr. LALU P JOY, Assistant Professor, Department of Social Work , Christ College (Autonomous), Irinjalakuda, and has not formed the basis for the award of any Degree / Diploma / Associateship / Fellowship and or similar title to any candidate of any University .

Place: Irinjalakuda

DILSHANA P.V

Date

## ACKNOWLEDGEMENT

First and foremost. I bow my head before God almighty for the abundant Blessing showered upon me to carry out this work successfully.

I would like to extend my gratitude to all those who helped me in the preparation of this research work.

I express my heartfelt thanks to my family members who helped me and who were my support and inspiration for this study.

I wish to express my deep sense of gratitude to Mr.Lalu P Joy, for his valuable guidance from the beginning to the completion of this work.

I also record my heartfelt thanks to Rev. Dr. Jolly Andrews CMI, Principal. Christ College (Autonomous), Irinjalakuda for his timely advice observation and evaluation which helped me very much.

Mrs. Rosemary T George, Head of the Department and also providing Inspiration and guidance for me. Her depth of knowledge quick feedback Also helped me. I thank her for the same.

I would like to place my sincere thanks to all the other teachers of the department of social work for the advice and moral support given me in the time of stress and strains, related to this research work.

I would also like to express my sincere thanks to all respondents as well as the others who happened to be participants of the study for sharing their life with me.

On this occasion, I acknowledge my sincere thanks to all my friends, for Their cooperation extended to me during the course of the study. Also, I do remember and thank all those who co-operated with me in Completing this work.

DILSHANA P.V

## CONTENTS

<b>SL .No</b>	<b>Topic</b>	<b>Page No.</b>
1	Introduction	1-4
2	Review of Literature	5-14
3	Research methodology	15-19
4	Data Analysis and Interpretation	20-43
5	Findings, Suggestions and Conclusions	44-48
6	Bibliography	49-50
7	Appendix	51-54

## **LIST OF TABLES**

Table No	Title Of Table	Page No
Table 4.1	Distribution based on gender	20
Table 4.2	Distribution based on educational qualification	22
Table 4.3	Distribution based on not being participating in immediate community	24
Table 4.4	Distribution based on utilization of government provisions	27
Table 4.5	Distribution based on usefulness of occupational diversification	30
Table 4.6	Distribution based on profitability of hereditary occupation	32
Table 4.7	Distribution based on discrimination that they face	34
Table 4.8	Distribution based on non availability of raw materials	36
Table 4.9	Distribution based on job reservation	38
Table 4.10	Distribution based on acquired skill	42
Table 4.11	Distribution based on correlation between education and occupational diversification	43

## **LIST OF FIGURES**

Figure no	Title of the figure	Page number
Figure 4 .1	Distribution based on economic status	21
Figure 4.2	Distribution based on possibility of following hereditary occupation	23
Figure 4.3	Distribution based on hereditary occupation as better choice	25
Figure 4.4	Distribution based on satisfaction of current occupation	26
Figure 4.5	Distribution based on status in the society	28
Figure 4 .6	Distribution based on opting other occupation	29
Figure 4.7	Distribution based on the need of occupational diversification	31
Figure 4.8	Distribution based on atrocities faced	33
Figure 4.9	Distribution based on stigmatization by others	35
Figure 4.10	Distribution based on social barriers in utilizing government provisions	37
Figure 4.11	Distribution based on health status	39
Figure 4 .12	Distribution based on debt	40
Figure 4.13	Distribution based on dependency on micro finances	41



**A STUDY OF PSYCHO SOCIAL PROBLEMS OF  
MARRIED BREAST CANCER PATIENTS**

**A dissertation submitted to Christ College (Autonomous),  
Irinjalakuda,  
Affiliated to the University of Calicut in partial fulfillment of the  
degree of  
MASTER OF SOCIAL WORK  
Specializing in  
MEDICAL AND PSYCHIATRY**

Submitted by  
**DONA TENSON**  
**(Reg No. CCAUMSW014)**

Under the Guidance of  
**Mr. LALU P JOY**  
Asst. Professor in Social Work



**CHRIST**  
COLLEGE (AUTONOMOUS)  
IRINJALAKUDA, KERALA

**DEPARTMENT OF SOCIAL WORK  
CHRIST COLLEGE (AUTONOMOUS), IRINJALAKUDA  
JUNE 2023**

## **CERTIFICATE**

This is to certify that the dissertation entitled “**A STUDY OF PSYCHO SOCIAL PROBLEMS OF MARRIED BREAST CANCER PATIENTS**” submitted to Christ College (Autonomous), IRINJALAKUDA. Affiliated to the University of Calicut, in partial fulfillment of the requirements for the award of the Degree in Master of Social work is a record of original research work done by Ms. **DONA TENSON (Reg No. CCAUMSW014)** during the period 2021-2023 under the supervision and guidance and that this dissertation has not formed the basis for the award of any Degree/Diploma/Assosiateship/Fellowship and or similar title to any candidate of any University.

Mr. LALU P JOY  
Guide and Supervisor

Ms. ROSEMARY T GEORGE  
HOD, Dept. of Social Work

Signature of External Examiner

Name of External Examiner

## DECLARATION

I, Ms. Dona Tenson hereby declare that the dissertation entitled “**A STUDY OF PSYCHO SOCIAL PROBLEMS OF MARRIED BREAST CANCER PATIENTS**” submitted to Christ College (Autonomous), IRINJALAKUDA. Affiliated to the University of Calicut, in partial fulfillment of the requirements for the award of degree in Master of Social Work is a record of original research work done by **DONA TENSON (Reg No. CCAUMSW014)** during the period 2021-2023 under the supervision and guidance of LALU P JOY, Assistant Professor, Department of Social Work, Christ College (Autonomous), IRINJALAKUDA and has not formed the basis for the award of any Degree/Diploma/Associateship/ Fellowship and or similar title to any candidate of any University.

Place : Irinjalakuda

DONA TENSON

Date

## **ACKNOWLEDGEMENT**

This dissertation has been made successful by sincere effort of a lot of people without whom it would not have been possible. I want to express my gratitude to everyone.

I would like to thank **Rev. Dr. JOLLY ANDREWS CMI**, Principal, Christ College (Autonomous), Irinjalakuda, for providing such a platform for executing and approving the research.

I want to convey my gratitude to the department head, **Ms. ROSEMARY T GEORGE**, for her suggestion, encouragement, and support during the study.

I would like to express my gratitude to my research mentor, **Mr.LALU P JOY**, for his kind supervision, direction, and encouragement during my project work. His assistance enabled me to conceptualize and complete this endeavor. I would want to extend my honest and heartfelt gratitude to all of the respondents who were kind enough to give me permission to carry out this project. I also thank my colleagues and staff members who supported me with suggestion and ideas. I would also like to thank my parents, panchayath members who supported and encouraged me in completing the dissertation. I also thank my friends who have always been a strong pillar of support for me as I completed this research.

Above all, I would like to Thank God Almighty, his blessing and I am always thankful for the strength and presence of mind showered upon me for completing this work successfully.

DONA TENSON

## **CONTENTS**

<b>SL.NO.</b>	<b>CHAPTER</b>	<b>PAGE NUMBER</b>
1.	Introduction	1-14
2.	Review of Literature	15-19
3.	Research Methodology	20-24
4.	Discussions and Suggestions	25-33
5.	Conclusion	34-44
6.	Bibliography	45-48

**STUDY ON THE WORK LIFE STRESS OF  
AMBULANCE DRIVERS IN THRISSUR DISTRICT.**

**A dissertation submitted to Christ College (Autonomous), Irinjalakuda,  
Affiliated to the University of Calicut in partial fulfillment of the Degree of**

**MASTER OF SOCIAL WORK**

**Specializing in**

**MEDICAL AND PSYCHIATRIC SOCIAL WORK**

**Submitted by**

**JESSE LIJO**

**(REG. NO: CCAVMSW015)**

**Under the Guidance of**

**Mr. LALU P JOY**

**Asst. Professor in Social Work**



**CHRIST**  
COLLEGE (AUTONOMOUS)  
IRINJALAKUDA, KERALA  
Reaccredited by NAAC with 'A++' grade

**DEPARTMENT OF SOCIAL WORK**

**CHRIST COLLEGE (AUTONOMOUS), IRINJALAKUDA**


**APRIL 2023**



## CERTIFICATE

This is to certify that the dissertation entitled "STUDY ON THE WORK LIFE STRESS OF AMBULANCE DRIVERS IN THRISSUR DISTRICT", submitted to Christ College (Autonomous), Irinjalakuda, Affiliated to the University of Calicut, in partial fulfillment of the requirements for the award of the Degree in Master of Social Work is a record of original research work done by Mr. JESSE LIJO (Reg. No. CCAVMSW015) during the period 2021-2023 under the supervision and guidance and that this dissertation has not formed the basis for the award of any Degree / Diploma / Associateship / Fellowship and or similar title to any candidate of any University.

Mr. LALU P JOY  
Guide and Supervisor

  
MS. ROSEMARY T GEORGE  
HOD, Dept. of Social Work

  
Signature of External Examiner

Dr. Anshad VK  
Name of External Examiner



## **DECLARATION**

**I, Mr. JESSE LIJO** hereby declare that the dissertation entitled “**STUDY ON THE WORK LIFE STRESS OF AMBULANCE DRIVERS IN THRISSUR DISTRICT**”, submitted to Christ College (Autonomous), Irinjalakuda, Affiliated to the University of Calicut, in partial fulfillment of the requirements for the award of the Degree in Master of Social Work is a record of original research work done by **Mr. JESSE LIJO (Reg. No. CCAVMSW015)** during the period 2021-2023 under the supervision and guidance of **Mr. LALU P JOY**, Assistant Professor, Department of Social Work , Christ College (Autonomous), Irinjalakuda, and has not formed the basis for the award of any Degree / Diploma / Associateship / Fellowship and or similar title to any candidate of any University .

Place: Irinjalakuda

**JESSE LIJO**

Date:

## ACKNOWLEDGEMENT

This dissertation has been made successful by sincere effort of a lot of people without whom it would not have been possible. I want to express my gratitude to everyone.

I would like to thank **Rev. Dr. Jolly Andrews CMI**, Principal, Christ College (Autonomous), Irinjalakuda, for providing such a platform for executing and approving the research.

I want to convey my gratitude to the department head, **Ms. Rosemary T George**, for her suggestion, encouragement, and support during the study.

I would like to express my gratitude to my research mentor, **Mr. Lalu P Joy**, for his kind supervision, direction, and encouragement during my project work. His assistance enabled me to conceptualize and complete this endeavor. I would want to extend my honest and heartfelt gratitude to all of the respondents and hospital authorities who were kind enough to give me permission to carry out this project. I also thank my colleagues and staff members who supported me with suggestion and ideas. I would also like to thank my parents, panchayath members who supported and encouraged me in completing the dissertation. I also thank my friends who have always been a strong pillar of support for me as I completed this research.

Above all, I would like to Thank God Almighty, his blessing and I am always thankful for the strength and presence of mind showered upon me for completing this work successfully.

JESSE LIJO

## **CONTENTS**

<b>SI.NO</b>	<b>CHAPTER</b>	<b>PAGE NUMBER</b>
<b>1.</b>	<b>INTRODUCTION</b>	<b>1</b>
<b>2.</b>	<b>REVIEW OF LITERATURE</b>	<b>8</b>
<b>3.</b>	<b>RESEARCH METHODOLOGY</b>	<b>21</b>
<b>4.</b>	<b>DATA ANALYSIS AND INTERPRETATION</b>	<b>29</b>
<b>5.</b>	<b>FINDINGS, SUGGESTIONS AND CONCLUSION</b>	<b>48</b>
<b>6.</b>	<b>BIBLIOGRAPHY</b>	<b>53</b>
<b>7.</b>	<b>APPENDIX</b>	<b>57</b>

## LIST OF TABLES

<b>TABLE NUMBER</b>	<b>TITLE</b>	<b>PAGE NUMBER</b>
Table 4.1	Distribution of respondents based on while thinking of my job i get a tight feeling in my chest.	38
Table 4.2	Distribution of respondents based on concerned about the different expectations of different peoples.	42


## LIST OF FIGURES

<b>FIGURE NUMBER</b>	<b>TITLE</b>	<b>PAGE NUMBER</b>
Figure 4.1	Distribution of respondents based on age	29
Figure4.2	Distribution of respondents based on religion	30
Figure 4.3	Distribution of respondents based on work experience	31
Figure 4.4	Distribution of respondents based on economic status	32
Figure 4.5	Distribution of respondents based on have lot of work and fear that very little time to do it	33
Figure 4.6	Distribution of respondents based on feels so burdened that even a day without work seems bad.	34
Figure 4.7	Distribution of respondents based on many people at my office are tired of the company demand.	35
Figure 4.8	Distribution of respondents based on my job makes me nervous.	36
Figure 4.9	Distribution of respondents based on many times my job becomes a burden.	37
Figure 4.10	Distribution of respondents based on not able to satisfy the different demands of various peoples above me.	39

Figure 4.11	Distribution of respondents based on not able to satisfy the conflicting demands of my colleagues and juniors.	40
Figure 4.12	Distribution of respondents based on not able to satisfy the demands of clients and others, because they are opposite to each others.	41
Figure 4.13	Distribution of respondents based on people working with me ever given any information advice.	43
Figure 4.14	Distribution of respondents based on anyone given me assistance in my work	44
Figure 4.15	Distribution of respondents based on able to balance between time at work and other activities.	45
Figure 4.16	Distribution of respondents based on job and other activities are currently balanced.	46

## CERTIFICATE

This is to certify that the dissertation entitled "A STUDY ON INFLUENCE OF JOBSATISFACTION ON WELLBEINGH OF PRIVATE HOSPITAL NURSES IN GURUVAYOOR MUNICIPALITY", submitted to Christ College (Autonomous), Irinjalakuda, Affiliated to the University of Calicut, in partial fulfilment of the requirements for the award of the Degree in Master of Social Work is a record of original research work done by Mrs MARIYATHUL HISANA KY (Reg. No. CCAVMSW017) during the period 2021-2023 under the supervision and guidance and that this dissertation has not formed the basis for the award of any Degree / Diploma / Associateship / Fellowship and or similar title to any candidate of any University.




Mr LALU P JOY

Guide and Supervisor



MS. ROSEMARY T GEORGE

HOD, Dept. of Social Work



Signature of External Examiner

Dr. Anshad VK

Name of External Examiner

**A STUDY ON INFLUENCE OF JOB SATISFACTION ON  
WELLBEING OF PRIVATE NURSES IN GURUVAYOOR  
MUNICIPALITY**

**A dissertation submitted to Christ College (Autonomous),  
Irinjalakuda, Affiliated to the University of Calicut in partial  
fulfillment of the Degree of  
MASTERS OF SOCIAL WORK**

**Specializing in  
MEDICAL AND PSYCHIATRIC SOCIAL WORK**

**Submitted by  
MARIYATHUL HISANA KY  
(REG. NO: CCAVMSW017)**

**Under the Guidance of  
Mr LALU P JOY**

**Asst. Professor in Social Work**



**CHRIST**  
COLLEGE (AUTONOMOUS)  
IRINJALAKUDA, KERALA  
Reaccredited by NAAC with 'A++' grade

**DEPARTMENT OF SOCIAL WORK  
CHRIST COLLEGE (AUTONOMOUS), IRINJALAKUDA  
APRIL 2023**



## **DECLARATION**

**I, Ms MARIYATHUL HISANAKY** hereby declare that the dissertation entitled “**A STUDY ON INFLUENCE OF JOB SATISFACTION ON WELLBEINGH OF PRIVATE HOSPITAL NURSES IN GURUVAYOOR MUNICIPALITY**”, submitted to Christ College (Autonomous), Irinjalakuda, Affiliated to the University of Calicut, in partial fulfilment of the requirements for the award of the Degree in Master of Social Work is a record of original research work done by **Ms. MARIYATHUL HISANA KY (Reg. No. CCAVMSW017)** during the period 2021-2023 under the supervision and guidance of **Mr LALU P JOY**, Assistant Professor, Department of Social Work , Christ College (Autonomous), Irinjalakuda, and has not formed the basis for the award of any Degree / Diploma / Associateship / Fellowship and or similar title to any candidate of any University.

Place: Irinjalakuda

MARIYATHUL HISANA KY

Date:

## **ACKNOWLEDGEMENT**

This dissertation has been made successful by sincere effort of a lot of people without whom it would not have been possible. I want to express my gratitude to everyone.

I would like to thank **Rev. Dr. Jolly Andrews CMI**, Principal, Christ College (Autonomous), Irinjalakuda, for providing such a platform for executing and approving the research.

I want to convey my gratitude to the department head, **Ms. Rosemary T George**, for her suggestion, encouragement, and support during the study.

I would like to express my gratitude to my research mentor, **Mr LALU P JOY**, for his kind supervision, direction, and encouragement during my project work. His assistance enabled me to conceptualize and complete this endeavour. I would want to extend my honest and heartfelt gratitude to all of the respondents who were kind enough to give me permission to carry out this project. I also thank my colleagues and staff members who supported me with suggestion and ideas. I would also like to thank my parents, panchayath members who supported and encouraged me in completing the dissertation. I also thank my friends who have always been a strong pillar of support for me as I completed this research.

Above all, I would like to Thank God Almighty, his blessing and I am always thankful for the strength and presence of mind showered upon me for completing this work successfully.

MARIYATHUL HISANA KY

## **CONTENTS**

<b>SI.NO</b>	<b>CHAPTER</b>	<b>PAGE NUMBER</b>
<b>1.</b>	<b>INTRODUCTION</b>	<b>1</b>
<b>2.</b>	<b>REVIEW OF LITERATURE</b>	<b>5</b>
<b>3.</b>	<b>RESEARCH METHODOLOGY</b>	<b>13</b>
<b>4.</b>	<b>DATA ANALYSIS AND INTERPRETATION</b>	<b>19</b>
<b>5.</b>	<b>FINDINGS, SUGGESTIONS AND CONCLUSION</b>	<b>39</b>
<b>6.</b>	<b>BIBLIOGRAPHY</b>	<b>43</b>
<b>7.</b>	<b>APPENDIX</b>	<b>46</b>

## **LIST OF TABLES**

<b>TABLE NUMBER</b>	<b>TITLE</b>	<b>PAGE NUMBER</b>
Figure 4.1	Age of respondent	19
Figure4.2	Religion of respondent	20
Figure 4.3	Pay	27
Figure 4.4	Promotion	28
Figure 4.5	Job satisfaction among respondents	29
Figure 4.6	Wellbeing index	36
Figure 4.7	Hypothesis 1	37
Figure 4.8	Hypothesis 2	38

## LIST OF FIGURES

<b>FIGURE NUMBER</b>	<b>TITLE</b>	<b>PAGE NUMBER</b>
Figure 4.1	Income of respondents	21
Figure4.2	Marital status of respondents	22
Figure 4.3	I feel I a Paid a fair amount for work I do	23
Figure 4.4	I like the people i work with	24
Figure 4.5	Communication seem good within this organization	25
Figure 4.6	There is too much bickering and fighting	26
Figure 4.7	I have felt cheerful and in good spirit	31
Figure4.8	I have felt calm and relaxed	32
Figure 4.9	I have felt active and vigorous	33
Figure 4.10	I woke up feeling fresh and rested	34
Figure 4.11	My daily life has been filled with things that interest me	35

## CERTIFICATE


This is to certify that the dissertation entitled "A STUDY ON CORELATION BETWEEN EMERGING ADULTS RESILIENCE AND FAMILY COMPETENCY". Submitted to Christ College (Autonomous) Irinjalakuda. Affiliated to the University of Calicut, in partial fulfillment of the requirement for the award of the Degree in Master of Social Work is a record of original research work done by **MR. NAIR ARJUN RAVINDRAN (Reg. No CCAVMSW018)** during the period 2021-2023 under supervision and guidance and that this dissertation has not formed the basis for the award of any Degree/ Diploma/ Associate ship/ Fellowship and similar title to any candidate of any University.



**Ms. RENI K MANI**  
**Guide and Supervisor**



**Ms. ROSEMARY T GEORGE**  
**HOD, Dept. of Social Work**

  
19/6/23

**Signature of External Examiner**

**Dr. Anshad V K**  
**Name of External Examiner**

**A STUDY ON CORRELATION BETWEEN EMERGING  
ADULTS' RESILIENCE AND FAMILY COMPETENCY**

*A dissertation submitted to Christ College (Autonomous), Irinjalakuda, Affiliated to  
the University of Calicut in partial fulfillment of the Degree of*

**MASTERS OF SOCIAL WORK  
Specializing In  
Medical and Psychiatric Social Work**

**Submitted by  
NAIR ARJUN RAVINDRAN  
(REG.NO: CCAVMSW018)**

**Under the Guidance of  
MS. RENI K MANI  
Asst. Professor in Social Work**



**CHRIST**  
COLLEGE (AUTONOMOUS)  
IRINJALAKUDA, KERALA  
Reaccredited by NAAC with 'A++' grade

**DEPARTMENT OF SOCIAL WORK  
CHRIST COLLEGE (AUTONOMOUS), IRINJALAKUDA  
APRIL 2023**

## **CERTIFICATE**

This is to certify that the dissertation entitled “**A STUDY ON CORELATION BETWEEN EMERGING ADULTS RESILIENCE AND FAMILY COMPETENCY**”. Submitted to Christ College (Autonomous) Irinjalakuda. Affiliated to the University of Calicut, in partial fulfillment of the requirement for the award of the Degree in Master of Social Work is a record of original research work done **by MR. NAIR ARJUN RAVINDRAN (Reg. No CCAVMSW018)** during the period 2021-2023 under supervision and guidance and that this dissertation has not formed the basis for the award of any Degree/ Diploma/ Associate ship/ Fellowship and similar title to any candidate of any University.

**Ms. RENI K MANI**  
**Guide and Supervisor**

**Ms. ROSEMARY T GEORGE**  
**HOD, Dept. of Social Work**

**Signature of External Examiner**

**Name of External Examiner**



## **DECLARATION**

I, **Mr. NAIR ARJUN RAVINDRAN** hereby declare that the dissertation entitled “**A STUDY ON CORELATION BETWEEN EMERGING ADULTS RESILIENCE AND FAMILY COMPETENCY**”. Submitted to Christ College (Autonomous) Irinjalakuda. Affiliated to the University of Calicut, in partial fulfillment of the requirements for the award of the Degree in Masters in Social Work is a record of original research work done by **Mr. NAIR ARJUN RAVINDRAN (Reg. No:- CCAVMSW018)** during the period 202-2023 under the supervision of **MS. RENI K MANI** Assistant professor, Department of Social Work, Christ College (Autonomous) Irinjalakuda, and has not formed the basis for the award of any Degree/ Diploma/ Associateship/ Fellowship and or similar title to any candidate of any University.

Place: Irinjalakuda

**NAIR ARJUN RAVINDRAN**

Date

## ACKNOWLEDGEMENT

This dissertation has become successful by the sincere effort of many people without whom this venture would not have been possible. I would like to express my gratitude to all of them.

I would like to thank **Rev. Dr. Jolly Andrews CMI** Principal, Christ College (Autonomous), Irinjalakuda, for providing such a platform for executing and approving the research.

I wish to express my gratitude to the head of the department, **Ms. Rosemary T George** for their valuable suggestions, support, and encouragement given during the course of the study.

I would like to thank my research guide, **Ms. RENI K MANI**, who kindly supervised and gave me excellent suggestions, guidance, and encouragement all the time during my project work which helped me in conceptualizing and completing this endeavour. I wish to express my sincere and humble gratitude to all respondents of the study who had been kind enough to permit me to pursue this project. I also thank my colleagues and staff members who supported me with a pool of ideas.

Above all, I am grateful to the **God Almighty's** blessing and I am always thankful for the strength and presence of mind showered upon me for completing this work successfully.

NAIR ARJUN RAVINDRAN

## CONTENT

Sl.no	topic	Page No
1	Introduction	1-6
2	Review of Literature	7-15
3	Research Methodology	16-20
4	Data Analysis and Interpretation	21-62
5	Findings, Suggestions and Conclusion	63-68
6	References	69-71
7	Appendix	72-77

## LIST OF TABLES

TABLE NO.	TITLE	PAGE NO.
Table 4.15	Distribution Based On Problem Solving Skills, Analytically And Logically	35
Table 4.20	Distribution Based On Reading Others Well And Trusting Self Intutiond	40
Table 4.26	Distribution Based On Family Comparing Their Children With Others	46
Table 4.29	Distribution Based On Family Respecting Their Children'S Decision Over Their Career	49

## LIST OF FIGURES

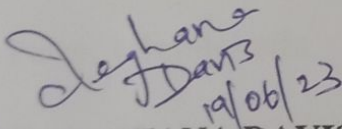
<b>Number</b>	<b>Title</b>	<b>Page number</b>
Figure 4.1	Distribution based on age	21
Figure 4.2	Distribution based on gender	22
Figure 4.3	Distribution based on religion	23
Figure 4.4	Distribution based coeducational stream	24
Figure 4.5	Distribution based on family status	25
Figure 4.6	Distribution based on students taking useful solution during a crisis or chaotic situation	26
Figure 4.7	Distribution based on levels of optimism while overcoming difficulties	27
Figure 4.8	Distribution based on levels of tolerance while facing uncertain situation	28
Figure 4.9	Distribution based on adapting capacity to new developments and difficulties	29
Figure 4.10	Distribution based on levels of easiness in rough situation	30
Figure 4.11	Distribution based on ability to bounce back emotionally from set backs and losses	31
Figure 4.12	Distribution based on being self confidence and having healthy concept of being one self	32

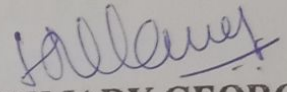
Figure 4.13	Distribution based on individual trying new way of doing things and being curious	33
Figure 4.14	Distribution based on individuals learning from experiences	34
Figure 4.16	Distribution based on leading groups and projects authentically	36
Figure 4.17	Distribution based on flexibility and paradoxial complexity	37
Figure 4.18	Distribution based on being self and adapting differently to different situation	38
Figure 4.19	Distribution based on working independently without any description	39
Figure 4.21	Distribution based on listening and empathitic skills	41
Figure 4.22	Distribution based on being non-judgmental and adapting to adapting to different personality style	42
Figure 4.23	Distribution based on durability and holding up to tough situation	43
Figure 4.24	Distribution based on being stronger due to difficult experiences	44
Figure 4.25	Distribution based on converting misfortune into good luck	45


Figure 4.27	Distribution based on family having high expectations	47
Figure 4.28	Distribution based on family giving freedom to choose career of their children	48
Figure 4.30	Distribution based on problem solving capacity	50
Figure 4.31	Distribution based on feeling of safety while ventilating feelings with family	51
Figure 4.32	Distribution based on feeling safe in one's family	52
Figure 4.33	Distribution based on family seeking medical aid when required	53
Figure 4.34	Distribution based on family paying attention to each others feelings	54
Figure 4.35	Distribution based on family admiring opinion of its members	55
Figure 4.36	Distribution based on family putting each other down	56
Figure 4.37	Distribution based on level of ignorance in family	57
Figure 4.38	Distribution based on family managing challenges together	58
Figure 4.39	Distribution based on conclusions being made in a family	59
Figure 4.40	Distribution based on family treating their children's friends	60
Figure 4.41	Correlation test	61
Figure 4.42	Correlation test	62

## CERTIFICATE

This is to certify that the dissertation entitled "A QUALITATIVE STUDY ON Ex-PRISONER'S LIFE IN PRISON AND REINTEGRATION INTO SOCIETY". Submitted to Christ College (Autonomous) Irinjalakuda. Affiliated to the University of Calicut, in partial fulfilment of the requirement for the award of the Degree in Master of Social Work is a record of original research work done by MS PUNYA PRATHAP (Reg. No CCAVMSW019) during the period 2021-2023 under supervision and guidance and that this dissertation has not formed the basis for the award of any Degree/ Diploma/ Associate ship/ Fellowship and similar title to any candidate of any University.

  
Ms. MEGHANA DAVIS  
Guide and Supervisor

  
Mrs. ROSEMARY GEORGE  
HOD, Dept. of Social Work

  
Signature of External Examiner

Dr. Anshad VK  
Name of External Examiner



**A QUALITATIVE STUDY ON EX-  
PRISONER'S LIFE IN PRISON AND  
REINTEGRATION INTO SOCIETY**

*A dissertation submitted to Christ College (Autonomous),  
Irinjalakuda,*

*Affiliated to the University of Calicut in partial fulfilment of  
the Degree of*

**MASTERS OF SOCIAL WORK**

Specializing In

Medical and Psychiatric Social Work

Submitted by

**PUNYA PRATHAP**  
(REG.NO: CCAVMSW019)

Under the Guidance of  
**MS. MEGHANA DAVIS**  
Asst. Professor in Social Work



**CHRIST**  
COLLEGE (AUTONOMOUS)  
IRINJALAKUDA, KERALA  
Reaccredited by NAAC with 'A++' grade

**DEPARTMENT OF SOCIAL WORK  
CHRIST COLLEGE (AUTONOMOUS),  
IRINJALAKUDA**

**APRIL 2023**

## **CERTIFICATE**

This is to certify that the dissertation entitled “**A QUALITATIVE STUDY ON Ex-PRISONER’S LIFE IN PRISON AND REINTEGRATION INTO SOCIETY**”. Submitted to Christ College (Autonomous) Irinjalakuda. Affiliated to the University of Calicut, in partial fulfilment of the requirement for the award of the Degree in Master of Social Work is a record of original research work done by **MS PUNYA PRATHAP (Reg. No CCAVMSW019)** during the period 2021-2023 under supervision and guidance and that this dissertation has not formed the basis for the award of any Degree/ Diploma/ Associate ship/ Fellowship and similar title to any candidate of any University.

**Ms. MEGHANA DAVIS**  
**Guide and Supervisor**

**Mrs. ROSEMARY GEORGE**  
**HOD, Dept. of Social Work**

**Signature of External Examiner**

**Name of External Examiner**

## **DECLARATION**

I, **Ms. PUNYA PRATHAP** hereby declare that the dissertation entitled "**A QUALITATIVE STUDY ON Ex-PRISONER'S LIFE IN PRISON AND REINTEGRATION INTO SOCIETY**". Submitted to Christ College (Autonomous) Irinjalakuda. Affiliated to the University of Calicut, in partial fulfilment of the requirements for the award of the Degree in Masters in Social Work is a record of original research work done by **MS. PUNYA PRATHAP (Reg. No:- CCAVMSW019)** during the period 2022-2023 under the supervision of **MS.MEGHANA DAVIS** Assistant professor, Department of Social Work, Christ College (Autonomous) Irinjalakuda, and has not formed the basis for the award of any Degree/ Diploma/ Associateship/ Fellowship and or similar title to any candidate of any University.

**Place: Irinjalakuda**

**PUNYA PRATHAP**

**Date:**

## ACKNOWLEDGEMENT

This dissertation has become successful by the sincere effort of many people without whom this venture would not have been possible. I would like to express my gratitude to all of them.

I would like to thank **Rev. Dr. Jolly Andrews CMI** Principal, Christ College (Autonomous), Irinjalakuda, for providing such a platform for executing and approving the research.

I wish to express my gratitude to the head of the department, **Ms. Rosemary T George** for their valuable suggestions, support, and encouragement given during the course of the study.

I would like to thank my research guide, **Ms. Meghana Davis**, who kindly supervised and gave me excellent suggestions, guidance, and encouragement all the time during my project work which helped me in conceptualizing and completing this endeavor. I wish to express my sincere and humble gratitude to all respondents of the study who had been kind enough to permit me to pursue this project. I also thank my colleagues and staff members who supported me with a pool of ideas.

Above all, I am grateful to the **God Almighty's** blessing and I am always thankful for the strength and presence of mind showered upon me for completing this work successfully.

PUNYA PRATHAP

## CONTENT

SL.NO	TOPIC	Page No
1	Introduction	1-18
2	Review of Literature	19-30
3	Research Methodology	31-35
4	Data Analysis and Interpretation	36-59
5	Findings, Suggestions and Conclusion	60-65
6	References	66-68
7	Appendix	69-97

## LIST OF TABLES

Content	Title	Page No
Table 4.1	Respondents economic support inside the prison	39
Table 4.2	Economic support for the family during client imprisonment	40
Table 4.3	Respondents economic stability after re-entry	41
Table 4.4	Respondents social support inside the prison	43
Table 4.5	Respondents social problems after re-entry	45
Table 4.6	Respondents psychological issues after re-entry	52

## LLIST OF FIGURES

Content	Title	Page No
Figure 4.1	Crime committed by the client	37
Figure 4.2	Respondents economic stability	38
Figure 4.3	Training and education support available for the respondents during imprisonment	47
Figure 4.4	Psychological and emotional issues faced by the respondents before imprisonment	49
Figure 4.5	Psychological issues addressed by the respondents during imprisonment	50
Figure 4.6	Addiction and health issues faced by the respondent before imprisonment. Other services available inside the prison	53
Figure 4.7	Respondents coping mechanism during the imprisonment	54
Figure 4.8	Other Services available Inside the Prison	56

**A STUDY ON THE AWARENESS OF FAMILY  
PLANNING IN ERUMAD VILLAGE BASED ON THE  
EDUCATION LEVEL**

**A dissertation submitted to Christ College (Autonomous), Irinjalakuda,  
Affiliated to the University of Calicut in partial fulfilment of the Degree of**

**MASTERS OF SOCIAL WORK**

**Specializing in**

**Medical and Psychiatric Social Work**

**Submitted by**

**RINU AUGUSTIAN**

**(REG. NO: CCAVMSW020)**

**Under the Guidance of**

**Ms. MEGHANA DAVIS**

**Asst. Professor in Social Work**



**CHRIST**  
COLLEGE (AUTONOMOUS)  
IRINJALAKUDA, KERALA  
Reaccredited by NAAC with 'A++' grade

**DEPARTMENT OF SOCIAL WORK**

**CHRIST COLLEGE (AUTONOMOUS), IRINJALAKUDA**

**APRIL 2023**



## CERTIFICATE

This is to certify that the dissertation entitled "A STUDY ON THE AWARENESS OF FAMILY PLANNING IN ERUMAD VILLAGE BASED ON THE EDUCATION LEVEL", submitted to Christ College (Autonomous), Irinjalakuda, Affiliated to the University of Calicut, in partial fulfilment of the requirements for the award of the Degree in Master of Social Work is a record of original research work done by Ms. RINU AUGUSTIAN (Reg. No. CCAVMSW020) during the period 2021-2023 under the supervision and guidance and that this dissertation has not formed the basis for the award of any Degree / Diploma / Associateship / Fellowship and or similar title to any candidate of any University.

  
19/06/23

Ms. MEGHANA DAVIS

Guide and Supervisor



Ms. ROSEMARY T GEORGE

HOD, Dept. of Social Work

  
19/6/23

Signature of External Examiner

Dr. Anshad V.K.  
Name of External Examiner

## **DECLARATION**

I, **Ms. RINU AUGUSTIAN** hereby declare that the dissertation entitled “**A STUDY ON THE AWARENESS OF FAMILY PLANNING IN ERUMAD VILLAGE BASED ON THE EDUCATION LEVEL**”, submitted to Christ College (Autonomous), Irinjalakuda, Affiliated to the University of Calicut, in partial fulfilment of the requirements for the award of the Degree in Master of Social Work is a record of original research work done by **Ms. RINU AUGUSTIAN (Reg. No. CCAVMSW020)** during the period 2021-2023 under THE supervision and guidance of **Ms. MEGHANA DAVIS**, Assistant Professor, Department of Social Work, Christ College (Autonomous), Irinjalakuda, and has not formed the basis for the award of any Degree / Diploma / Associateship / Fellowship and or similar title to any candidate of any University.

Date:

Place: Irinjalakuda

**RINU AUGUSTIAN**

## ACKNOWLEDGEMENT

This dissertation has been made successful by sincere effort of a lot of people without whom it would not have been possible. I want to express my gratitude to everyone.

I would like to thank **Rev. Dr. Jolly Andrews CMI**, Principal, Christ College (Autonomous), Irinjalakuda, for providing such a platform for executing and approving the research.

I want to convey my gratitude to the department head, Ms. Rosemary T George, for her suggestion, encouragement, and support during the study.

I would like to express my gratitude to my research mentor, Ms Meghana Davis, for her kind supervision, direction, and encouragement during my project work. Her assistance enabled me to conceptualise and complete this endeavour. I would want to extend my honest and heartfelt gratitude to all of the respondents who were kind enough to give me permission to carry out this project. I also thank my colleagues and staff members who supported me with suggestion and ideas. I would also like to thank my parents, tribal coordinator who supported and encouraged me in completing the dissertation. I also thank my friends who have always been a strong pillar of support for me as I completed this research.

Above all, I would like to Thank God Almighty, his blessing and I am always thankful for the strength and presence of mind showered upon me for completing this work successfully.

RINU AUGUSTIAN

## CONTENTS

<b>SL.NO</b>	<b>CHAPTER</b>	<b>PAGE NUMBER</b>
<b>1</b>	<b>INTRODUCTION</b>	<b>1 - 11</b>
<b>2</b>	<b>REVIEW OF LITERATURE</b>	<b>12 - 22</b>
<b>3</b>	<b>RESEARCH METHODOLOGY</b>	<b>23 - 27</b>
<b>4</b>	<b>DATA ANALYSIS AND INTERPRETATION</b>	<b>28 - 65</b>
<b>5</b>	<b>FINDINGS, SUGGESTIONS AND CONCLUSION</b>	<b>66 - 69</b>
<b>6</b>	<b>BIBLIOGRAPHY</b>	<b>70 - 73</b>
<b>7</b>	<b>APPENDIX</b>	<b>74 - 78</b>

## LIST OF TABLES

<b>TABLE NUMBER</b>	<b>TITLE</b>	<b>PAGE NUMBER</b>
Table 4.1	Distribution of respondents based on the forms of contraceptives known	35
Table 4.2	Distribution of respondents based on types of birth control method known	36
Table 4.3	Distribution of respondents based on different forms of conception	37
Table 4.4	Distribution of the respondents based on awareness of free contraceptives in public health	47
Table 4.5	Distribution of respondents based on the usage of pills lead to complicated child birth	53

## LIST OF FIGURES

<b>FIGURE NO</b>	<b>TITLE</b>	<b>PAGE NUMBER</b>
FIGURE 4.1	Distribution of respondents based on age	28
FIGURE 4.2	Distribution of respondents based on gender	29
FIGURE 4.3	Distribution of respondents on the basis of marital status	30
FIGURE 4.4	Distribution of respondents based on number of children	31
FIGURE 4.5	Distribution of the respondents based on the education in percentage	32
FIGURE 4.6	Distribution of respondents based on occupation	33
FIGURE 4.7	Distribution of respondents based on Income	34
FIGURE 4.8	Distribution of respondents based on the forms of contraceptives known	35
FIGURE 4.9	Distribution of respondents based on types of birth control method known	36
FIGURE 4.10	Distribution of respondents based on different forms of conception	37
FIGURE 4.11	Distribution of respondents based on different programmes known	38
FIGURE 4.12	Distribution of respondents based on the opinion of ideal gap between children	39
FIGURE 4.13	Distribution of respondents based on the applicable of MTP act	40

FIGURE 4.14	Distribution of respondents based on the awareness of usage of I pill in a year	41
FIGURE 4.15	Distribution of respondents based on the intake of projectine injection	42
FIGURE 4.16	Distribution of respondents based on the question” both male and female can use contraceptives”	43
FIGURE 4.17	Distribution of respondents based on the contraceptives to avoid pregnancy	44
FIGURE 4.18	Distribution of respondents based on the condoms can avoid a range of STD	45
FIGURE 4.19	Distribution of respondents based on the question “Is the first child is planned”	46
FIGURE 4.20	Distribution of respondents based on readiness for the birth control surgery	48
FIGURE 4.21	Distribution of respondents based on the preference of natural family planning	49
FIGURE 4.22	Distribution of respondents based on the improper family planning	50
FIGURE 4.23	Distribution of respondents based on the effect of marrying close relatives	51
FIGURE 4.24	Distribution of respondents based on the decision of both gender in family planning	52
FIGURE 4.25	Distribution of the respondents based on the prevention of pregnancy using condoms	54

FIGURE 4.26	Distribution of respondents based on the influence of religion in using contraceptive methods	55
FIGURE 4.27	Distribution of the respondents based on the usage of contraceptives is against nature	56
FIGURE 4.28	Distribution of the respondents based on the usage of contraceptives lead to infertility	57
FIGURE 4.29	Distribution of respondents based towards the attitude of surrogate child	58
FIGURE 4.30	Distribution of the respondents based on the usage of plastic wrap or balloon without condom	59
FIGURE 4.31	Distribution of respondent's rate based on the chance of getting pregnant if it pulls out before ejaculation	60
FIGURE 4.32	Distribution of respondents based on the contraceptives lead to fertility diseases	61
FIGURE 4.33	Distribution of the respondents based on the experience of abortion once in life	62



## CERTIFICATE

This is to certify that the dissertation entitled "A COMPARATIVE STUDY ON ROLE OF SIBLINGS IN DETERMINING ATTITUDE OF MEN AND WOMEN TOWARDS FEMINISM", submitted to Christ College (Autonomous), Irinjalakuda, Affiliated to the University of Calicut, in partial fulfillment of the requirements for the award of the Degree in Master of Social Work is a record of original research work done by Ms. ROSEME PAUL (Reg. No. CCAVMSW021) during the period 2021-2023 under the supervision and guidance and that this dissertation has not formed the basis for the award of any Degree / Diploma / Associate ship / Fellowship and or similar title to any candidate of any University.

*Meghana Davis*  
*19/06/23*  
Ms. MEGHANA DAVIS

Guide and Supervisor

*Rosemary T George*  
MS. ROSEMARY T GEORGE

HOD, Dept. of Social Work

*AJ*  
*19/6/23*  
Signature of External Examiner

*Dr. Anshad VK*  
Name of External Examiner

**A COMPARATIVE STUDY ON ROLE OF SIBLINGS IN  
DETERMINING ATTITUDE OF MEN AND WOMEN  
TOWARDS FEMINISM**

**A dissertation submitted to Christ College (Autonomous), Irinjalakuda,  
Affiliated to University of Calicut in partial fulfillment of the Degree of**

**MASTERS OF SOCIAL WORK**

**Specializing in**

**MEDICAL AND PSYCHIATRIC SOCIAL WORK**

**Submitted by**

**ROSEME PAUL**

**(REG. NO: CCAVMSW021)**

**Under the Guidance of**

**Ms. MEGHANA DAVIS**

**Asst. Professor in Social Work**



**CHRIST**  
COLLEGE (AUTONOMOUS)  
IRINJALAKUDA, KERALA  
Reaccredited by NAAC with 'A++' grade

**DEPARTMENT OF SOCIAL WORK**

**CHRIST COLLEGE (AUTONOMOUS), IRINJALAKUDA**

**APRIL 2023**

## **DECLARATION**

**I, Ms. ROSEME PAUL** hereby declare that the dissertation entitled “**A COMPARATIVE STUDY ON ROLE OF SIBLINGS IN DETERMINING ATTITUDE OF MEN AND WOMEN TOWARDS FEMINISM**”, submitted to Christ College (Autonomous), Irinjalakuda, Affiliated to the University of Calicut, in partial fulfillment of the requirements for the award of the Degree in Master of Social Work is a record of original research work done by **Ms. ROSEME PAUL (Reg. No. CCAVMSW021)** during the period 2021-2023 under the supervision and guidance of **Ms. MEGHANA DAVIS**, Assistant Professor, Department of Social Work , Christ College (Autonomous), Irinjalakuda, and has not formed the basis for the award of any Degree / Diploma / Associate ship / Fellowship and or similar title to any candidate of any University .

Place: Irinjalakuda

**ROSEME PAUL**

Date:

## ACKNOWLEDGEMENT

This dissertation has been made successful by sincere effort of a lot of people without whom it would not have been possible. I want to express my gratitude to everyone.

I would like to thank **Rev. Dr. Jolly Andrews CMI**, Principal, Christ College (Autonomous), Irinjalakuda, for providing such a platform for executing and approving the research.

I want to convey my gratitude to the department head, **Ms. Rosemary T George**, for her suggestion, encouragement, and support during the study.

I would like to express my gratitude to my research mentor, **Ms. Meghana Davis**, for her kind supervision, direction, and encouragement during my project work. Her assistance enabled me to conceptualize and complete this endeavor. I would want to extend my honest and heartfelt gratitude to all of the respondents who were kind enough to give me permission to carry out this project. I also thank my colleagues and staff members who supported me with suggestion and ideas. I would also like to thank my parents, panchayath members who supported and encouraged me in completing the dissertation. I also thank my friends who have always been a strong pillar of support for me as I completed this research.

Above all, I would like to Thank God Almighty, his blessing and I am always thankful for the strength and presence of mind showered upon me for completing this work successfully.

ROSEME PAUL

## CONTENTS

<b>SL.NO</b>	<b>CHAPTER</b>	<b>PAGE NUMBER</b>
1.	Introduction	1 - 8
2.	Review of Literature	9 - 16
3.	Research Methodology	17 - 21
4.	Data Analysis & Interpretation	22 - 79
5.	Findings, Suggestions & Conclusion	80 - 84
6.	Bibliography	85 - 87
7.	Appendix 1	88 - 94

## LIST OF TABLES

TABLE NUMBER	TITLE	PAGE NUMBER
Table 4.1	Distribution of respondents based on age	22
Table 4.2	Distribution of respondents based on occupation	26
Table 4.3	Distribution of respondents based on the opinion – “Limiting one's own reproduction is a basic human right”	30
Table 4.4	Distribution of respondents based on the opinion – “A working women who send her six-month-old baby to a day care center is a bad mother”	35
Table 4.5	Distribution of respondents based on the opinion – “Whether or not they realized it, most women are exploited by men”	39
Table 4.6	Distribution of respondents based on the opinion – “Women are fully capable of holding political position as men”	42
Table 4.7	Distribution of respondents based on the opinion - “Idea of a women president seems entirely plausible”	45
Table 4.8	Distribution of respondents based on the opinion - “Women must learn to trust each other”	52
Table 4.9	Distribution of respondents based on the opinion – “The unmarried mother is morally a greater failure than the unmarried father”	56
Table 4.10	Distribution of respondents based on the opinion – “A married woman’s first responsibility is to the home”	60

Table 4.11	Distribution of respondents based on the opinion – “Awards should be offered for best yearly progress towards eliminating male – female stereotypes”	64
Table 4.12	Distribution of respondents based on the opinion – “The ‘clinging vine’ wife is justified provided she clings sweetly enough to please her husband”	68
Table 4.13	Distribution of respondents based on the opinion – “The role of a woman ideally should be to have and raise children and keep house”	72
Table 4.14	Distribution of respondents based on the opinion – “The intellectual leadership of a community should be largely in the hands of men”	76

## LIST OF FIGURES

FIGURE NUMBER	TITLE	PAGE NUMBER
Figure 4.1	Distribution of respondents based on marital status	23
Figure4.2	Distribution of respondents based on gender	24
Figure 4.3	Distribution of respondents based on educational qualification	25
Figure 4.4	Distribution of respondents based on siblings	27
Figure 4.5	Distribution of respondents on basis of sex of sibling	28
Figure 4.6	Distribution of respondents based on the opinion – “I have a strong bond with my sibling”	29
Figure 4.7	Distribution of respondents based on the opinion – “A women who refuses to bear children has failed in her duty to her husband”	31
Figure4.8	Distribution of respondents based on the opinion - “Birth control is the responsibility of both parties in sexual relationship”	32
Figure 4.9	Distribution of respondents based on the opinion – “It seems rather unnatural for woman not to want children”	33
Figure 4.10	Distribution of respondents based on the opinion- “As head of household, father should have final authority over his children”	34
Figure 4.11	Distribution of respondents based on the opinion - “Care for children should be shared equally by both spouses”	36
Figure 4.12	Distribution of respondents based on the opinion- “Housewives should be paid salary”	37



Figure 4.13	Distribution of respondents based on the opinion- “In a relationship, if both members are working, household duties should be shared equally”	38
Figure 4.14	Distribution of respondents based on the opinion – “Women should be concerned with their duties of child rearing and house-tending, rather than with the desires for professional and business careers”	40
Figure 4.15	Distribution of respondents based on the opinion – “The legal position of men and women should be equalized in all areas”	41
Figure 4.16	Distribution of respondents based on the opinion – “Women should be free to move into various political and economic realms”	43
Figure 4.17	Distribution of respondents based on the opinion – “Women shouldn’t be permitted to hold political offices that involve great responsibility”	44
Figure 4.18	Distribution of respondents based on the opinion – “The women have the right to compete with men in every sphere of activity”	46
Figure 4.19	Distribution of respondents based on the opinion – “A woman should pursue a career as strongly as a man”	47
Figure 4.20	Distribution of respondents based on the opinion – “It is desirable that women be appointed to police forces with the same duties as men”	48
Figure 4.21	Distribution of respondents based on the opinion – “Women are capable of handling executive positions as men, with comparable amounts of training and education”	49

Figure 4.22	Distribution of respondents based on the opinion – “There should be strict merit system in job appointment and promotion without regard to sex”	50
Figure 4.23	Distribution of respondents based on the opinion – “The stereotype and labels which women are socialized to accept in our society must be examined and overcome”	51
Figure 4.24	Distribution of respondents based on the opinion – “All women should recognize their sisterhood with other women and support each other”	53
Figure 4.25	Distribution of respondents based on the opinion - “A woman should be expected to change her name when she marries”	54
Figure 4.26	Distribution of respondents based on the opinion – “In a marriage, the man should be the main supporter of the family”	55
Figure 4.27	Distribution of respondents based on the opinion – “It is absurd to regard obedience as a wifely virtue”	57
Figure 4.28	Distribution of respondents based on the opinion – “Both husband and wife should be allowed the same grounds for divorce”	58
Figure 4.29	Distribution of respondents based on the opinion – “A woman who refuses to give up her job to move with her husband would be to blame if marriage broke up”	59
Figure 4.30	Distribution of respondents based on the opinion – “Feminist views should receive equal time on TV and radio”	61
Figure 4.31	Distribution of respondents based on the opinion – “Complaints should be filed against unfair media representation of women”	62

Figure 4.32	Distribution of respondents based on the opinion – “Feminist psychologists and writers should be hired by the producers of programs to help media present fair picture of women”	63
Figure 4.33	Distribution of respondents based on the opinion – “An education beyond a bachelor’s degree is wasted on most women”	65
Figure 4.34	Distribution of respondents based on the opinion – “Sons in a family should be given more encouragement to go to college than daughters”	66
Figure 4.35	Distribution of respondents based on the opinion – “A woman to be truly womanly should gracefully accept chivalrous attentions from men”	67
Figure 4.36	Distribution of respondents based on the opinion – “Most realistically speaking, most progress so far has been made by men and we can expect it to continue that way”	69
Figure 4.37	Distribution of respondents based on the opinion – “It is all right for women to work but men will always be the basic bread winners”	70
Figure 4.38	Distribution of respondents based on the opinion – “No woman is too cultured to take complete responsibility for house work”	71
Figure 4.39	Distribution of respondents based on the opinion – “Rape is usually provoked by the women somehow, even if she is not aware of it”	73
Figure 4.40	Distribution of respondents based on the opinion – “The women should usually be the dominant partner in sex”	74
Figure 4.41	Distribution of respondents based on the opinion – “Women should worry less about their rights and more about becoming good wives and mothers”	75
Figure 4.42	Distribution of respondents based on the opinion – “On the average, women should be regarded as less capable of contribution to economic production than are men”	77

## CERTIFICATE

This is to certify that the dissertation entitled "A STUDY ON CASTE SYSTEM AND ITS PREVALENCE IN INDIAN MARRIAGE PRACTICES", submitted to Christ College (Autonomous), Irinjalakuda, Affiliated to the University of Calicut, in partial fulfilment of the requirements for the award of the Degree in Master of Social Work is a record of original research work done by Mr. SACHIN N S (Reg. No. CCAVMSW022) during the period 2021-2023 under the supervision and guidance and that this dissertation has not formed the basis for the award of any Degree / Diploma / Associateship / Fellowship and or similar title to any candidate of any University.

  
LALU P JOY

Guide and Supervisor

  
Ms. ROSEMARY T GEORGE

HOD, Dept. of Social Work

  
Signature of External Examiner

  
Name of External Examiner

**A STUDY ON CASTE SYSTEM AND IT PREVALENCE IN INDIAN  
MARRIAGE PRACTICES**

A dissertation submitted to Christ College (Autonomous), Irinjalakuda, Affiliated to the  
University of Calicut in partial fulfilment of the Degree of

**MASTERS OF SOCIAL WORK**

Specializing in

Medical and Psychiatry Social Work

Submitted by

**SACHIN N S**

**(REG. NO: CCAVMSWO22)**

Under the Guidance of

**LALU P JOY**

Asst. Professor in Social Work



**CHRIST**  
COLLEGE (AUTONOMOUS)  
IRINJALAKUDA, KERALA  
Reaccredited by NAAC with 'A++' grade

DEPARTMENT OF SOCIAL WORK  
CHRIST COLLEGE (AUTONOMOUS), IRINJALAKUDA  
APRIL 2023

## **CERTIFICATE**

This is to certify that the dissertation entitled “**A STUDY ON CASTE SYSTEM AND ITS PREVALENCE IN INDIAN MARRIAGE PRACTICES**”, submitted to Christ College (Autonomous), Irinjalakuda, Affiliated to the University of Calicut, in partial fulfilment of the requirements for the award of the Degree in Master of Social Work is a record of original research work done by **Mr. SACHIN N S (Reg. No. CCAVMSW022)** during the period 2021-2023 under the supervision and guidance and that this dissertation has not formed the basis for the award of any Degree / Diploma / Associateship / Fellowship and or similar title to any candidate of any University.

**LALU P JOY**

Guide and Supervisor

**Ms. ROSEMARY T GEORGE**

HOD, Dept. of Social Work

Signature of External Examiner

Name of External Examiner

## **DECLARATION**

I, **Mr. SACHIN N S** hereby declare that the dissertation entitled “**A STUDY ON CASTE SYSTEM AND IT PREVALENCE IN INDIAN MARRIAGE PRACTICES**”, submitted to Christ College (Autonomous), Irinjalakuda, Affiliated to the University of Calicut, in partial fulfilment of the requirements for the award of the Degree in Master of Social Work is a record of original research work done by **Mr. SACHIN N S (Reg. No. CCAVMSW022)** during the period 2021-2023 under the supervision and guidance of **Mr. LALU P JOY**, Assistant Professor, Department of Social Work , Christ College (Autonomous), Irinjalakuda, and has not formed the basis for the award of any Degree / Diploma / Associateship / Fellowship and or similar title to any candidate of any University .

Place: Irinjalakuda

**SACHIN N S**

Date:

## ACKNOWLEDGEMENT

This dissertation has been made successful by sincere effort of a lot of people without whom it would not have been possible. I want to express my gratitude to everyone.

I would like to thank **Rev. Dr. Jolly Andrews CMI**, Principal, Christ College (Autonomous), Irinjalakuda, for providing such a platform for executing and approving the research.

I want to convey my gratitude to the department head, **Ms. Rosemary T George**, for her insightful comments, encouragement, and support during the study.

I would like to express my gratitude to my research mentor, **Mr. Lalu P Joy**, for his kind supervision, direction, and encouragement during my project work. His assistance enabled me to conceptualize and complete this endeavor. I would want to extend my honest and heartfelt gratitude to all of the respondents who were kind enough to give me permission to carry out this project. I also thank my colleagues and staff members who supported me with a pool of ideas. I would also like to thank my parents who supported and encouraged me in completing the dissertation. I also thank my friends who have always been a pillar of support for me as I completed this project.

Above all, I humbly solicit the God Almighty's blessing and I am always thankful for the strength and presence of mind showered upon me for completing this work successfully.

**SACHIN N S**



## CONTENTS

<b>Sl. No</b>	<b>Content</b>	<b>Page no.</b>
<b>1</b>	Introduction	1 - 8
<b>2</b>	Review of literature	9 - 16
<b>3</b>	Research Methodology	17 - 23
<b>4</b>	Discussion and Suggestions	24 - 33
<b>5</b>	Conclusion	34 - 36
<b>6</b>	Bibliography	37 - 39

## CERTIFICATE

This is to certify that the dissertation entitled "A STUDY ON THE INFLUENCE OF ALCOHOLIC ANONYMOUS GROUP IN DEADDICTION TREATMENT", submitted to Christ College (Autonomous), Irinjalakuda, Affiliated to the University of Calicut, in partial fulfillment of the requirements for the award of the Degree in Master of Social Work is a record of original research work done by Ms. SHIFNA AA (Reg. No. CCAVMSW023) during the period 2021-2023 under the supervision and guidance and that this dissertation has not formed the basis for the award of any Degree / Diploma / Associateship / Fellowship and or similar title to any candidate of any University.



Ms. ROSEMARY T GEORGE

Guide and Supervisor



Ms. ROSEMARY T GEORGE

HOD, Dept. of Social Work



Signature of External Examiner

Name of External Examiner

Dr. Anshad V K

**A STUDY ON THE INFLUENCE OF ALCOHOLIC  
ANONYMOUS (AA) GROUP IN DEADDICTION  
TREATMENT**

A dissertation submitted to Christ College (Autonomous) Irinjalakuda,  
Affiliated to the University of Calicut in partial fulfillment of the Degree of

**MASTERS OF SOCIAL WORK**

**Specializing in**

**MEDICAL AND PSYCHIATRIC SOCIAL WORK**

**Submitted by**

**SHIFNA AA**

**(REG. NO: CCAVMSW023)**

**Under the Guidance of**

**Ms. ROSEMARY T GEORGE**

**ASSISTANT PROFESSOR**



**CHRIST**  
COLLEGE (AUTONOMOUS)  
IRINJALAKUDA, KERALA  
Reaccredited by NAAC with 'A++' grade

**DEPARTMENT OF SOCIAL WORK**

**CHRIST COLLEGE (AUTONOMOUS),**

**IRINJALAKUDA**

**APRIL 2023**

## **CERTIFICATE**

This is to certify that the dissertation entitled “**A STUDY ON THE INFLUENCE OF ALCOHOLIC ANONYMOUS GROUP IN DEADDICTION TREATMENT**”, submitted to Christ College (Autonomous), Irinjalakuda, Affiliated to the University of Calicut, in partial fulfillment of the requirements for the award of the Degree in Master of Social Work is a record of original research work done by **Ms. SHIFNA AA (Reg. No. CCAVMSW023)** during the period 2021-2023 under the supervision and guidance and that this dissertation has not formed the basis for the award of any Degree / Diploma / Associateship / Fellowship and or similar title to any candidate of any University.

Ms. ROSEMARY T GEORGE

Guide and Supervisor

Ms. ROSEMARY T GEORGE

HOD, Dept. of Social Work

Signature of External Examiner

Name of External Examiner

## **DECLARATION**

**I, Ms. SHIFNA AA** hereby declare that the dissertation entitled “**A STUDY ON THE INFLUENCE OF ALCOHOLICS ANONYMOUS GROUP IN DEADDICTION TREATMENT**”, submitted to Christ College (Autonomous), Irinjalakuda, Affiliated to the University of Calicut, in partial fulfillment of the requirements for the award of the Degree in Master of Social Work is a record of original research work done by **Ms. SHIFNA AA (Reg. No. CCAVMSW023)** during the period 2021-2023 under the supervision and guidance of **Ms. ROSEMARY T GEORGE**, HOD Department of Social Work , Christ College (Autonomous),Irinjalakuda, and has not formed the basis for the award of any Degree / Diploma / Associateship / Fellowship and or similar title to any candidate of any University .

Place: Irinjalakuda

SHIFNA AA

Date:

## ACKNOWLEDGEMENT

This dissertation has been made successful by sincere effort of a lot of people without whom it would not have been possible. I want to express my gratitude to everyone.

I would like to thank **Rev. Dr. Jolly Andrews CMI**, Principal, Christ College (Autonomous), Irinjalakuda, for providing such a platform for executing and approving the research.

I would like to express my gratitude to my research mentor, **MS Rosemary T George**, for her kind supervision, direction, and encouragement during my project work. Her assistance enabled me to conceptualize and complete this endeavor. I would want to extend my honest and heartfelt gratitude to all of the respondents who were kind enough to give me permission to carry out this project. I also thank my colleagues and faculty members who supported me with suggestion and ideas. I also thank my friends who have always been a strong pillar of support for me as I completed this research.

Above all, I would like to Thank God Almighty, his blessing and I am always thankful for the strength and presence of mind showered upon me for completing this work successfully.

SHIFNA AA

## **CONTENTS**

<b>SL.NO</b>	<b>Content</b>	<b>Page no.</b>
<b>1</b>	<b>INTRODUCTION</b>	1-12
<b>2</b>	<b>REVIEW OF LITERATURE</b>	13-22
<b>3</b>	<b>RESEARCH METHDOLOGY</b>	23-28
<b>4</b>	<b>DATA ANALYSIS AND INTERPRETATION</b>	29-53
<b>5</b>	<b>FINDINGS, SUGGESTIONS AND CONCLUSION</b>	54-58
<b>6</b>	<b>BIBIIOGRAPHY</b>	59
<b>7</b>	<b>APPENDIX</b>	60-65

## LIST OF TABLES

<b>SL.NO</b>	<b>CONTENT</b>	<b>PAGE NO</b>
Table 4.1	Classification of respondents in institution base	31
Table 4.2	Total mean of alcoholic anonymous involvement	38
Table 4.3	Correlation test	53



## LIST OF FIGURES

<b>FIGURE NUMBER</b>	<b>TITLE</b>	<b>PAGE NUMBER</b>
Figure 4.1	Age wise classification of the respondent	30
Figure 4.2	Gender of the respondents	32
Figure 4.3	Marital status of the respondent	33
Figure 4.4	Educational qualification of the respondents	34
Figure 4.5	Family type of the respondent	35
Figure 4.6	Occupational status of the respondents	36
Figure 4.7	Income classification of the respondent	37
Figure 4.8	Response on attending AA meeting	39
Figure 4.9	AA step treatment	40
Figure 4.10	Response on spiritual awakening	41
Figure 4.11	Satisfaction on AA meeting	42

Figure 4.12	Behavioral change	43
Figure 4.13	Influence on behavior	44
Figure 4.14	Make friendship from meeting	45
Figure 4.15	Contact with AA friends	46
Figure 4.16	Group gathering with AA friends	47
Figure 4.17	Difficult in treatment	48
Figure 4.18	Improved progression	49
Figure 4.19	People need help with AA meeting	50
Figure 4.20	Support from family	51
Figure 4.21	Attachment with family	52

## CERTIFICATE

This is to certify that the dissertation entitled "A STUDY ON THE LONELINESS AND VULNERABILITY AMONG PATIENTS WITH SPECIAL REFFERENCE TO PALLIATIVE CARE IN CHALAKUDY MUNICIPALITY", submitted to Christ College (Autonomous), Irinjalakuda, Affiliated to the University of Calicut, in partial fulfillment of the requirements for the award of the Degree in Master of Social Work is a record of original research work done by Ms. SILPA VARGHESE (Reg. No. CCAVMSW024) during the period 2021-2023 under the supervision and guidance and that this dissertation has not formed the basis for the award of any Degree / Diploma / Associateship / Fellowship and or similar title to any candidate of any University.



Mr. SAJITH N.S  
Guide and Supervisor

MS. ROSEMARY T GEORGE  
HOD, Dept. of Social Work



Signature of External Examiner

Dr. Anshad Vlc  
Name of External Examiner

**A STUDY ON LONELINESS AND VULNERABILITY  
AMONG PATIENTS WITH SPECIAL REFERENCE TO  
PALLIATIVE CARE IN CHALAKUDY MUNICIPALITY**

**A dissertation submitted to Christ College (Autonomous), Irinjalakuda,  
Affiliated to University of Calicut in partial fulfillment of the Degree of**

**MASTERS OF SOCIAL WORK**

**Specializing in**

**MEDICAL AND PSYCHIATRIC SOCIAL WORK**

**Submitted by**

**SILPA VARGHESE**

**(REG. NO: CCAVMSW024)**

**Under the Guidance of**

**MR.SAIJITH N.S**

**Asst. Professor in Social Work**



**CHRIST**

COLLEGE (AUTONOMOUS)

IRINJALAKUDA, KERALA

Reaccredited by NAAC with 'A++' grade

**DEPARTMENT OF SOCIAL WORK**

**CHRIST COLLEGE (AUTONOMOUS), IRINJALAKUDA**

**APRIL 2023**

## **DECLARATION**

**I, Ms. SILPA VARGHESE** hereby declare that the dissertation entitled “**A STUDY ON THE LONELINESS AND VULNERABILITY AMONG PATIENTS WITH SPECIAL REFERENCE TO PALLIATIVE CARE IN CHALAKUDY MUNICIPALITY**”, submitted to Christ College (Autonomous), Irinjalakuda, Affiliated to the University of Calicut, in partial fulfillment of the requirements for the award of the Degree in Master of Social Work is a record of original research work done by **Ms. SILPA VARGHESE (Reg. No. CCAVMSW024)** during the period 2021-2023 under the supervision and guidance of **Mr.SAIJITH N.S**, Assistant Professor, Department of Social Work , Christ College (Autonomous), Irinjalakuda, and has not formed the basis for the award of any Degree / Diploma / Associateship / Fellowship and or similar title to any candidate of any University .

Place: Irinjalakuda

**SILPA VARGHESE**

Date:

## **ACKNOWLEDGEMENT**

This dissertation has been made successful by sincere effort of a lot of people without whom it would not have been possible. I want to express my gratitude to everyone.

I would like to thank **Rev. Dr. Jolly Andrews CMI**, Principal, Christ College (Autonomous), Irinjalakuda, for providing such a platform for executing and approving the research.

I want to convey my gratitude to the department head, **Ms. Rosemary T George**, for her suggestion, encouragement, and support during the study.

I would like to express my gratitude to my research mentor, **Mr.Saijith N.S**, for her kind supervision, direction, and encouragement during my project work. Her assistance enabled me to conceptualize and complete this endeavor. I would want to extend my honest and heartfelt gratitude to all of the respondents who were kind enough to give me permission to carry out this project. I also thank my colleagues and staff members who supported me with suggestion and ideas. I would also like to thank my parents, panchayath members who supported and encouraged me in completing the dissertation. I also thank my friends who have always been a strong pillar of support for me as I completed this research.

Above all, I would like to Thank God Almighty, his blessing and I am always thankful for the strength and presence of mind showered upon me for completing this work successfully.

**SILPA VARGHESE**

## LIST OF TABLES

<b>TABLE NUMBER</b>	<b>TITLE</b>	<b>PAGE NUMBER</b>
Table 4.1	Distribution of respondent based on sex	31
Table 4.2	Distribution of respondent based on status	32
Table 4.3	Distribution of respondent based on feeling tune with people around	33
Table 4.4	Distribution of respondent based on lack of companionship	34
Table 4.5	Distribution of respondent based on no one i can turn to	35
Table 4.6	Distribution of respondent based on i do not feel alone	36
Table 4.7	Distribution of respondent based on i feel part of a group of friends	37
Table 4.8	Distribution of respondent based on lot common with the people around me	38

Table 4.9	Distribution of respondent based on no longer close to anyone	39
Table 4.10	Distribution of respondent based on ideas not shared by others	40
Table 4.11	Distribution of respondent based on iam an outgoing person	41
Table 4.12	Distribution of respondent based on feel closed	42
Table 4.13	Distribution of respondent based on the i feel left out	43
Table 4.14	Distribution of respondent based on the relationship is superficial	44
Table4.15	Distribution of respondent based on the really knows me well	45
Table4.16	Distribution of respondent based on the feel isolated form others	46
Table 4.17	Distribution of respondent based on the companionship when i want it	47
Table4.18	Distribution of respondent based on the understand me with others	48
Table4.19	Distribution of respondent based on the withdraen	49
Table4.20	Distribution of respondent based on the around me but not with me	50
Table4.21	Distribution of respondent based on the i can talk to	51



Table4.22	Distribution of respondent based on the i can turn to	52
Table4.23	Distribution of respondent based on the feel pain	53
Table4.24	Distribution of respondent based on the daily activities by your self	54
Table4.24	Distribution of respondent based on the living activities by your self	55
Table4.25	Distribution of respondent based on the control your emotions	56
Table4.26	Distribution of respondent based on the do you feel sad	57
Table4.27	Distribution of respondent based on the feel helpless	58
Table4.28	Distribution of respondent based on the gives you pain	59
Table4.29	Distribution of respondent based on the affect your relation	60
Table4.30	Distribution of respondent based on the memories hunting you	61
Table4.31	Distribution of respondent based on the control emotions	62
Table4.32	Distribution of respondent based on the feel stressed	63


## LIST OF FIGURES

FIGURE NUMBER	TITLE	PAGE NUMBER
Figure 4.1	Distribution of respondents based on sex	31
Figure4.2	Distribution of respondents based on maritalstatus	32
Figure 4.3	Distribution of respondents based on feeling tune	33
Figure 4.4	Distribution of respondents based on lack of companionship	34
Figure 4.5	Distribution of respondents based on i can turn to	35
Figure 4.6	Distribution of respondents based On i do not feelalone	36
Figure 4.7	Distribution of respondents based on group of friends	37
Figure4.8	Distribution of respondents based on lot uncommon with the people around me	38
Figure 4.9	Distribution of respondents based on close to anyone	39
Figure 4.10	Distribution of respondents based on ideas notshares others	40
Figure 4.11	Distribution of respondents based on outgoingperson	41
Figure 4.12	Distribution of respondents based on the feelclosed	42
Figure 4.13	Distribution of respondents based on the feel leftout	43
Figure 4.14	Distribution of respondents based on therelationship is superficial	44
Figure 4.15	Distribution of respondents based on the really knows me well	45
Figure 4.16	Distribution of respondents based on the	46

	isolated from others	
Figure 4.17	Distribution of respondents based on the companionship	47
Figure 4.18	Distribution of respondents based on the understand me with others	48
Figure 4.19	Distribution of respondents based on the withdrawn	49
Figure 4.20	Distribution of respondents based on the people around me but not with me	50
Figure 4.21	Distribution of respondents based on the i can talk to	51
Figure 4.22	Distribution of respondents based on the i can't	52
Figure 4.23	Distribution of respondents based on the feel pain	53
Figure 4.24	Distribution of respondents based on the daily activities by your self	54
Figure 4.25	Distribution of respondents based on the can't control your emotions	55
Figure 4.26	Distribution of respondents based on the do you feel sad	56
Figure 4.27	Distribution of respondents based on the do you feel helpless	57
Figure 4.28	Distribution of respondents based on the disease gives you pain	58
Figure 4.29	Distribution of respondents based on the emotion affect your relation	59
Figure 4.30	Distribution of respondents based on the memories hunting you	60
Figure 4.31	Distribution of respondents based on the can't control emotions	61
Figure 4.32	Distribution of respondents based on the you feel stressed	62


## CERTIFICATE

This is to certify that the dissertation entitled "A STUDY ON THE ADJUSTMENT LIFE OF THE ELDERLY PEOPLE AFTER POST MEDICAL SURGERIES SPECIAL REFERENCE ON CHALAKUDY MUNICIPALITY", submitted to Christ College (Autonomous), Irinjalakuda, Affiliated to the University of Calicut, in partial fulfillment of the requirements for the award of the Degree in Master of Social Work is a record of original research work done by Ms. SONA SAJAN (Reg. No. CCAVMSW025) during the period 2021-2023 under the supervision and guidance and that this dissertation has not formed the basis for the award of any Degree / Diploma / Associate ship / Fellowship and or similar title to any candidate of any University.



Mr. SAJITH N S

Guide and Supervisor



MS. ROSEMARY T GEORGE

HOD, Dept. of Social Work



Signature of External Examiner

Dr. Anshad VK  
Name of External Examiner

**A STUDY ON THE ADJUSTMENT LIFE OF THE  
ELDERLY PEOPLE AFTER POST MEDICAL SURGERIES  
SPECIAL REFERENCE ON CHALAKUDY MUNICIPALITY**

A dissertation submitted to Christ College (Autonomous), Irinjalakuda, Affiliated to  
University of Calicut in partial fulfillment of the Degree of

**MASTERS OF SOCIAL WORK**

Specializing in

**RURAL AND URBAN COMMUNITY DEVELOPMENT**

Submitted by

**SONA SAJAN**

**(REG. NO: CCAVMSW025)**

Under the Guidance of

**Mr. Saijith N S**

**Asst. Professor in Social Work**



**CHRIST**  
COLLEGE (AUTONOMOUS)  
IRINJALAKUDA, KERALA  
Reaccredited by NAAC with 'A++' grade

**DEPARTMENT OF SOCIAL WORK**

**CHRIST COLLEGE (AUTONOMOUS), IRINJALAKUDA**

**APRIL 2023**

## DECLARATION

I, **Ms. SONA SAJAN** hereby declare that the dissertation entitled “**A STUDY ON THE ADJUSTMENT LIFE OF THE ELDERLY PEOPLE AFTER POST MEDICAL SURGERIES SPECIAL REFERENCE ON CHALAKUDY MUNICIPALITY**”, submitted to Christ College (Autonomous), Irinjalakuda, Affiliated to the University of Calicut, in partial fulfillment of the requirements for the award of the Degree in Master of Social Work is a record of original research work done by **Ms. SONA SAJAN (Reg. No. CCAVMSW025)** during the period 2021-2023 under the supervision and guidance of **Mr. SAJITH N S**, Assistant Professor, Department of Social Work , Christ College (Autonomous), Irinjalakuda, and has not formed the basis for the award of any Degree / Diploma / Associate ship / Fellowship and or similar title to any candidate of any University .

Place: Irinjalakuda

SONA SAJAN

Date:

## ACKNOWLEDGEMENT

This dissertation has been made successful by sincere effort of a lot of people without whom it would not have been possible. I want to express my gratitude to everyone.

I would like to thank **Rev. Dr. Jolly Andrews CMI**, Principal, Christ College (Autonomous), Irinjalakuda, for providing such a platform for executing and approving the research.

I want to convey my gratitude to the department head, **Ms. Rosemary T George**, for her suggestion, encouragement, and support during the study.

I would like to express my gratitude to my research mentor, **Mr. Saijith N S**, for her kind supervision, direction, and encouragement during my project work. Her assistance enabled me to conceptualize and complete this endeavor. I would want to extend my honest and heartfelt gratitude to all of the respondents who were kind enough to give me permission to carry out this project. I also thank my colleagues and staff members who supported me with suggestion and ideas. I would also like to thank my parents, panchayath members who supported and encouraged me in completing the dissertation. I also thank my friends who have always been a strong pillar of support for me as I completed this research.

Above all, I would like to Thank God Almighty, his blessing and I am always thankful for the strength and presence of mind showered upon me for completing this work successfully.

SONA SAJAN

## **CONTENTS**

<b>SI.NO</b>	<b>CHAPTER</b>	<b>PAGE NUMBER</b>
1.	Introduction	1-8
2.	Review of Literature	9-15
3.	Research Methodology	16-20
4.	Data Analysis & Interpretation	21-32
5.	Findings, Suggestions & Conclusion	33-34
6.	Bibliography	35-36
7.	Appendix 1	



**A STUDY ON EFFECTIVENESS OF PUBLIC  
DISTRIBUTION SYSTEM AMONG BELOW POVERTY  
LINE HOUSEHOLDS IN ENSURING FOOD SECURITY  
IN SPECIAL REFERENCE TO VADAKKEKKARA  
GRAMAPANCHAYATH**

**A dissertation submitted to Christ College (Autonomous), Irinjalakuda,  
Affiliated to the University of Calicut in partial fulfilment of the Degree of**

**MASTERS OF SOCIAL WORK**

**Specializing in**

**Medical and Psychiatry**

**Submitted by**

**SONA SEKERA**

**(REG. NO: CCAVMSW026)**

**Under the Guidance of**

**Ms. RENI. K. MANI**

**Asst. Professor in Social Work**

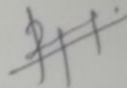


**CHRIST**  
COLLEGE (AUTONOMOUS)  
IRINJALAKUDA, KERALA  
Reaccredited by NAAC with 'A++' grade

**DEPARTMENT OF SOCIAL WORK  
CHRIST COLLEGE (AUTONOMOUS), IRINJALAKUDA  
JUNE 2023**

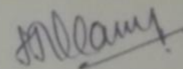
**CERTIFICATE**

This is to certify that the dissertation entitled "A STUDY ON EFFECTIVENESS OF PUBLIC DISTRIBUTION SYSTEM AMONG BELOW POVERTY LINE HOUSEHOLDS IN ENSURING FOOD SECURITY IN SPECIAL REFERENCE TO VADAKKEKKARA GRAMAPANCHAYATH", submitted to Christ College (Autonomous), Irinjalakuda, Affiliated to the University of Calicut, in partial fulfillment of the requirements for the award of the Degree in Master of Social Work is a record of original research work done by Ms. SONA SEKERA (Reg. No. CCAVMSW026) during the period 2021-2023 under the supervision and guidance and that this dissertation has not formed the basis for the award of any Degree / Diploma / Associateship / Fellowship and or similar title to any candidate of any University.




Ms. RENI K MANI  
GEORGE

Guide and Supervisor



MS. ROSEMARY T GEORGE

HOD, Dept. of Social Work



Signature of External Examiner

Dr. Anshad V K.  
Name of External Examiner

## DECLARATION

I, **Ms. SONA SEKERA** hereby declare that the dissertation entitled “**A STUDY ON EFFECTIVENESS OF PUBLIC DISTRIBUTION SYSTEM AMONG BELOW POVERTY LINE HOUSEHOLDS IN ENSURING FOOD SECURITY IN SPECIAL REFERENCE TO VADAKKEKKARA GRAMAPANCHAYATH**”, submitted to Christ College (Autonomous), Irinjalakuda, Affiliated to the University of Calicut, in partial fulfillment of the requirements for the award of the Degree in Master of Social Work is a record of original research work done by **Ms. SONA SEKERA (Reg. No. CCAVMSW026)** during the period 2021-2023 under the supervision and guidance of **Ms. RENI .K.MANI**, Assistant Professor, Department of Social Work , Christ College (Autonomous), Irinjalakuda, and has not formed the basis for the award of any Degree / Diploma / Associateship / Fellowship and or similar title to any candidate of any University .

Place: Irinjalakuda

SONA SEKERA

Date:

## ACKNOWLEDGEMENT

This dissertation has been made successful by sincere effort of a lot of people without whom it would not have been possible. I want to express my gratitude to everyone.

I would like to thank **Rev. Dr. Jolly Andrews CMI**, Principal, Christ College (Autonomous), Irinjalakuda, for providing such a platform for executing and approving the research.

I want to convey my gratitude to the department head, **Ms. Rosemary T George**, for her suggestion, encouragement, and support during the study.

I would like to express my gratitude to my research mentor, **Ms. RENI K MANI**, for her kind supervision, direction, and encouragement during my project work. Her assistance enabled me to conceptualize and complete this endeavor. I would want to extend my honest and heartfelt gratitude to all of the respondents who were kind enough to give me permission to carry out this project. I also thank my colleagues and staff members who supported me with suggestion and ideas. I would also like to thank my parents, panchayath members who supported and encouraged me in completing the dissertation. I also thank my friends who have always been a strong pillar of support for me as I completed this research.

Above all, I would like to Thank God Almighty, his blessing and I am always thankful for the strength and presence of mind showered upon me for completing this work successfully.

SONA SEKERA

## CONTENTS

<b>SL.NO</b>	<b>CHAPTER</b>	<b>PAGE NUMBER</b>
<b>1.</b>	<b>INTRODUCTION</b>	<b>9-16</b>
<b>2.</b>	<b>REVIEW OF LITERATURE</b>	<b>17-24</b>
<b>3.</b>	<b>RESEARCH METHODOLOGY</b>	<b>25-30</b>
<b>4.</b>	<b>DATA ANALYSIS AND INTERPRETATION</b>	<b>31-59</b>
<b>5.</b>	<b>FINDINGS, SUGGESTIONS, AND CONCLUSION</b>	<b>61-65</b>
<b>6.</b>	<b>BIBLIOGRAPHY</b>	<b>66-67</b>
<b>7.</b>	<b>APPENDIX</b>	<b>68-72</b>

## LIST OF TABLES

<b>TABLE NUMBER</b>	<b>TITLE</b>	<b>PAGE NUMBER</b>
Table 4.1	Distribution on the basis of the “monthly income of respondents”	34
Table 4.2	Distribution based on the opinion about the” units of kerosene received monthly”	40
Table 4.3	Distribution based on the opinion of respondents about “they can receive benefits from any other PDS”	49
Table 4.4	Distribution that shows the response about the statement “ration shops are helping in achieving nutritional balance”	54
Table 4.5	Distribution shows the opinion of respondents regarding “PDS helps in improving standard of living”	58

## LIST OF FIGURES

<b>FIGURE NUMBER</b>	<b>TITLE</b>	<b>PAGE NUMBER</b>
Figure 4.1	Distribution of age of respondents	32
Figure4.2	Distribution of respondents based on gender	33
Figure 4.3	Distribution of respondents based on number of family members	35
Figure 4.4	Distribution of respondents based on receiving the benefits of PDS regularly	36
Figure 4.5	Distribution of respondents on basis of reason for purchasing from the PDS	37
Figure 4.6	Distribution of respondents based on the awareness about the unit of rice received per month	38
Figure 4.7	Distribution of respondents based on the awareness regarding units of wheat received per month	39
Figure4.8	Distribution of respondents based on the opinion about reason for the implementation of PDS	41
Figure 4.9	Distribution of respondents based on the opinion – To whom the grievance should expressed	42
Figure 4.10	Distribution of respondents based on the opinion- About how quota of foodgrains is determined	43
Figure 4.11	Distribution of respondents based on the satisfaction regarding the digitalization of PDS	44
Figure 4.12	Distribution of respondents based on the opinion digitalization provides proper platform for filing complaints	45
Figure 4.13	Distribution of respondents based on the opinion- “digitalization helps in preventing manipulations	46

Figure 4.14	Distribution of respondents based on the opinion - receiving SMS after purchasing will lead to zero hunger	47
Figure 4.15	Distribution of respondents based on the opinion- SMS received is matching with actual amount received	48
Figure 4.16	Distribution of respondents based on the opinion- server problems of EPOS machine can hinder the access of services	50
Figure 4.17	Distribution of respondents based on the opinion- food grains provided monthly is enough to meet the needs	51
Figure 4.18	Distribution of respondents based on the opinion- the quality of food grains distributed through the ration shops	52
Figure 4.19	Distribution of respondents based on the opinion- the timing of the ration shops is convenient for purchasing	53
Figure 4.20	Distribution of respondents based on the opinion- price of the commodities are affordable	55
Figure 4.21	Distribution of respondents based on the opinion- getting the commodities on time	56
Figure 4.22	Distribution of respondents based on the opinion-as a fisherman household receiving any additional benefits	57
Figure 4.23	Distribution of respondents based on the opinion- that PDS has a major role in alleviating poverty	59



**THE STUDY ABOUT AWARENESS AND COPING  
MECHANISM IN CAREGIVERS OF DEMENTIA  
PATIENT**

A dissertation submitted to Christ College (Autonomous), Irinjalakuda, Affiliated to  
the University of Calicut in partial fulfilment of the Degree of

**MASTERS OF SOCIAL WORK**


Specializing in  
Rural & Urban Community Development

Submitted by

**ABHISANKAR M D**  
**(REG. NO: CCAVMSW001)**

Under the Guidance of

**Mr. SAIJITH N S**  
Asst. Professor in Social Work



DEPARTMENT OF SOCIAL WORK

CHRIST COLLEGE (AUTONOMOUS), IRINJALAKUDA

JUNE 2023

## CERTIFICATE

This is to certify that the dissertation entitled "THE STUDY ABOUT AWARENESS AND COPING MECHANISM IN CAREGIVERS OF DEMENTIA PATIENTS", submitted to Christ College (Autonomous), Irinjalakuda, Affiliated to the University of Calicut, in partial fulfilment of the requirements for the award of the Degree in Master of Social Work is a record of original research work done by Mr. ABHISANKAR M D (Reg. No. CCAVMSW001) during the period 2021-2023 under the supervision and guidance and that this dissertation has not formed the basis for the award of any Degree / Diploma / Associateship / Fellowship and or similar title to any candidate of any University.



Mr. SAIJITH N S

Guide and Supervisor



Mrs. ROSEMARY T GEORGE

HOD, Dept. of Social Work



Signature of External Examiner

Name of External Examiner

Dr. Anshad VK.

# **CERTIFICATE**

## DECLARATION

I, **Mr. ABHISANKAR M D** hereby declare that the dissertation entitled “**THE STUDY ABOUT AWARENESS AND COPING MECHANISM IN CAREGIVERS OF DEMENTIA PATIENTS**”, submitted to Christ College (Autonomous), Irinjalakuda, Affiliated to the University of Calicut, in partial fulfillment of the requirements for the award of the Degree in Master of Social Work is a record of original research work done by **Mr. ABHISANKAR M D (Reg. No. CCAVMSW001)** during the period 2021-2023 under THE supervision and guidance of **Mr. SAJJITH N S**, Assistant Professor, Department of Social Work , Christ College (Autonomous), Irinjalakuda, and has not formed the basis for the award of any Degree / Diploma / Associateship / Fellowship and or similar title to any candidate of any University .

Place : Irinjalakuda

ABHISANKAR M D

Date :

## **ACKNOWLEDGEMENT**

This dissertation has been made successful by sincere effort of a lot of people without whom it would not have been possible. I want to express my gratitude to everyone.

I would like to thank **Rev. Dr. Jolly Andrews CMI**, Principal, Christ College (Autonomous), Irinjalakuda, for providing such a platform for executing and approving the research.

I want to convey my gratitude to the department head, **Ms. Rosemary T George**, for her insightful comments, encouragement, and support during the study.

I would like to express my gratitude to my research mentor, **Mr. Saijith N S**, for his kind supervision, direction, and encouragement during my project work. His assistance enabled me to conceptualise and complete this endeavour. I would want to extend my honest and heartfelt gratitude to all of the respondents who were kind enough to give me permission to carry out this project. I also thank my colleagues and staff members who supported me with a pool of ideas. I would also like to thank my parents who supported and encouraged me in completing the dissertation. I also thank my friends who have always been a pillar of support for me as I completed this project.

Above all, I humbly solicit the **God Almighty's** blessing and I am always thankful for the strength and presence of mind showered upon me for completing this work successfully.

**ABHISANKAR M D**

# CONTENTS

<b>Sl.No</b>	<b>Topic</b>	<b>Page No.</b>
1	Introduction	1 – 6
2	Review of Literature	7 – 18
3	Research methodology	19 – 25
4	Data Analysis and Interpretation	26 – 69
5	Findings, Suggestions and Conclusions	70 – 76
6	Bibliography	77 – 78
7	Appendix	79 – 87

## LIST OF FIGURES

<b>Figure No</b>	<b>Title of the figures</b>	<b>Page No</b>
Figure 4.1	Distribution of respondents based on age	27
Figure 4.2	Distribution of respondents based on gender	28
Figure 4.3	Distribution of respondents based on family income status	29
Figure 4.4	Distribution of respondents type of family	30
Figure 4.5	Distribution of respondents relationship with patient	31
Figure 4.6	Distribution of respondents education qualification	32
Figure 4.7	Distribution of respondents based on opinion- “when dealing with a problem, I spend time trying to understand what happened”	33
Figure 4.8	Distribution of respondents based on opinion- “when dealing with a problem, I try to see the positive side of the situation.”	34
Figure 4.9	Distribution of respondents based on opinion- “when dealing with a problem, I try to step back from the problem and think about it from a different point of view”	35
Figure 4.10	Distribution of respondents based on opinion- “when dealing with a problem, I consider several alternatives for handling the problem.”	36
Figure 4.11	Distribution of respondents based on opinion- “when dealing with a problem, I try to see the humor in it.”	37
Figure 4.12	Distribution of respondents based on opinion- “when dealing with a problem, I think about what it might say about bigger lifestyle changes I need to make.”	38
Figure 4.13	Distribution of respondents based on opinion- “when dealing with a problem, I often wait it out and see if it doesn’t take care of itself.”	39

Figure 4.14	Distribution of respondents based on opinion- “when dealing with a problem, I often try to remember that the problem is not as serious as it seems.”	40
Figure 4.15	Distribution of respondents based on opinion- “when dealing with a problem, I often use exercise, hobbies, or meditation to help me get through a tough time.”	41
Figure 4.16	Distribution of respondents based on opinion- “when dealing with a problem, I make jokes about it or try to make light of it.”	42
Figure 4.17	Distribution of respondents based on opinion- “when dealing with a problem, I make compromises.”	43
Figure 4.18	Distribution of respondents based on opinion- “when dealing with a problem, I take steps to take better care of myself and my family for the future.”	44
Figure 4.19	Distribution of respondents based on opinion- “when dealing with a problem, I work on making things better for the future by changing my habits, such as diet, exercise, budgeting, or staying in closer touch with people I care about.”	45
Figure 4.20	Distribution of respondents based on opinion- “if needed, mechanical restraints can be used as a substitute for surveillance or for the convenience of professionals.”	46
Figure 4.21	Distribution of respondents based on opinion- “the zarit scale is used to quantify the caregiver’s burden.”	47
Figure 4.22	Distribution of respondents based on opinion- “when families cannot guarantee care for people with dementia, admission to a facility may avoid social isolation and prevent abuse.”	48
Figure 4.23	Distribution of respondents based on opinion- “provide a normal diet, while assessing the causes of dysphagia.”	49
Figure 4.24	Distribution of respondents based on opinion- “non-pharmacological and pharmacological measures should be used together to manage the different behavioural and psychological symptoms of dementia.”	50



Figure 4.25	Distribution of respondents based on opinion- “reporting the existence or suspicion of abuse is not a matter for nurses or elderly care workers, but for other professionals”	51
Figure 4.26	Distribution of respondents based on opinion- “the management of extreme agitation, violence and aggressiveness must take place in a safe, low-stimulation environment, separate from other users of the service.”	52
Figure 4.27	Distribution of respondents based on opinion- “specific drugs are the first option for treatment of psychological and behavioural disorders.”	53
Figure 4.28	Distribution of respondents based on opinion- “the application of mechanical restraints, type and date of application, reason, care provided and informed consent should be recorded in the patient medical record.”	54
Figure 4.29	Distribution of respondents based on opinion- “palliative care must include psychosocial, spiritual, cultural and family support aspects.”	55
Figure 4.30	Distribution of respondents based on opinion- “conduct long-term physical activity programs to maintain the functional capacity of institutionalized dementia patients.”	56
Figure 4.31	Distribution of respondents based on opinion- “use the oral route for fluid supply at the end of life, whenever possible.”	57
Figure 4.32	Distribution of respondents based on opinion- “informing family and caregivers of the near death situation does not improve care in the last few days.”	58
Figure 4.33	Distribution of respondents based on opinion- “inform the caregiver about the disease and its possible complications, and the social resources and support systems available.”	59
Figure 4.34	Distribution Of Respondents Based On Opinion- “behaviour modification, programmed hygiene and induced micturition increase urinary incontinence in patients with dementia.”	60

Figure 4.35	Distribution of respondents based on opinion- “identify who is the patient’s representative to include him or her in decision-making and care planning.”	61
Figure 4.36	Distribution of respondents based on opinion- “caregivers should be informed and trained to prevent the onset of behavioural and psychological symptoms of dementia.”	62
Figure 4.37	Distribution of respondents based on opinion- “advise the person with dementia, to prepare the living will document in the early stages of the disease.”	63
Figure 4.38	Distribution Of Respondents Based On Opinion- “provide Comprehensive Care To The Caregiver, Including Counselling And Emotional Support.”	64
Figure 4.39	Distribution Of Respondents Based On Opinion- “intervention Programmes On Activities Of Daily Living Do Not Reduce Caregiver Burden In The Medium.”	65
Figure 4.40	Distribution of respondents based on opinion- “record in the patient medical record data on the form of onset, progression, and psychological and behavioural symptoms.”	66
Figure 4.41	Distribution of respondents based on opinion- “care plans should address activities of daily living to maximize independent activity, maintain function, adapt and develop skills.”	67
Figure 4.42	Distribution Of Respondents Based On Opinion- “use Nasogastric Tube Or Percutaneous Gastrostomy In The Patient With Advanced Dementia As A Regular Feeding Route, If Dysphagia.”	68

## LIST OF TABLES

<b>Figure No</b>	<b>Title of the figures</b>	<b>Page No</b>
Figure 4.1	Correlation between knowledge and copingskill	69

**A Qualitative study on Utilization of Maternal and Child  
Health Care Services among Irular Tribal Community, with  
special reference to Agali Grama Panchayath, Attapadi,  
Kerala**

*A dissertation submitted to Christ College (Autonomous), Irinjalakuda, Affiliated to  
University of Calicut in partial fulfillment of the Degree of*

**MASTER OF SOCIAL WORK**

**Specializing in**

**MEDICAL AND PSYCHIATRIC SOCIAL WORK**

**Submitted by**

**AINA MARGRET T CHIRAMEL**

**(REG. NO: CCAVMSW002)**

**Under the Guidance of**

**Dr. AJEESH K G**

**Asst. Professor in Social Work**



**CHRIST**  
COLLEGE (AUTONOMOUS)  
IRINJALAKUDA, KERALA  
Reaccredited by NAAC with 'A++' grade

**DEPARTMENT OF SOCIAL WORK**

**CHRIST COLLEGE (AUTONOMOUS), IRINJALAKUDA**

**APRIL 2023**

## CERTIFICATE

This is to certify that the dissertation entitled "*A Qualitative study on Utilization of Maternal and Child Health Care Services among Irular Tribal Community, with special reference to Agali Grama Panchayath, Attapadi, Kerala*" submitted to Christ College (Autonomous), Irinjalakuda, Affiliated to the University of Calicut, in partial fulfillment of the requirements for the award of the Degree in Master of Social Work is a record of original research work done by Ms. AINA MARGRET T CHIRAMEL (Reg. No. CCAVMSW002) during the period 2021-2023 under the supervision and guidance and that this dissertation has not formed the basis for the award of any Degree / Diploma/ Associateship / Fellowship and or similar title to any candidate of any University.



**Dr. AJEESH K G**

Guide and Supervisor



**MS. ROSEMARY T GEORGE**

HOD, Dept. of Social Work



Signature of External Examiner

Dr. Anshad V K

Name of External Examiner

## DECLARATION

I, **Ms. AINA MARGRET T CHIRAMEL** hereby declare that the dissertation entitled “**A Qualitative study on Utilization of Maternal and Child Health Care Services among Irular Tribal Community, with special reference to Agali Grama Panchayath, Attapadi, Kerala**” submitted to Christ College (Autonomous), Irinjalakuda, Affiliated to the University of Calicut, in partial fulfillment of the requirements for the award of the Degree in Master of Social Work is a record of original research work done by **Ms. AINA MARGRET T CHIRAMEL (Reg. No.CCAVMSW002)** during the period 2021-2023 under the supervision and guidance of **Dr. AJEESH K G**, Assistant Professor, Department of Social Work , Christ College (Autonomous), Irinjalakuda, and has not formed the basis for the award of any Degree / Diploma / Associateship / Fellowship and or similar title to any candidate of any University .

Place: Irinjalakuda

AINA MARGRET T CHIRAMEL

Date:

## ACKNOWLEDGEMENT

This dissertation has been made successful by sincere effort of a lot of people without whom it would not have been possible. I want to express my gratitude to everyone.

I would like to thank **Rev. Dr. Jolly Andrews CMI**, Principal, Christ College (Autonomous), Irinjalakuda, for providing such a platform for executing and approving the research.

I want to convey my gratitude to the department head, **Ms. Rosemary T George**, for her suggestion, encouragement, and support during the study.

I would like to express my gratitude to my research mentor, **Dr. Ajeesh K G**, for his kind supervision, direction, and encouragement during my project work. His assistance enabled me to conceptualize and complete this endeavor. I would like to extend my honest and heartfelt gratitude to all of the respondents who were kind enough to give me permission to carry out this project. I also thank my faculty members who supported me with suggestion and ideas. I would also like to thank my parents, Community Health Centre, Agali and RBSK members who supported and encouraged me in completing the dissertation. I also thank my friends who have always been a strong pillar of support for me as I completed this research.

Above all I am grateful to the God Almighty's blessing for the strength and presence of mind showered upon me for completing this work successfully.

AINA MARGRET T CHIRAMEL

## **CONTENTS**

<b>SI.NO</b>	<b>CHAPTER</b>	<b>PAGE NUMBER</b>
<b>1.</b>	<b>INTRODUCTION</b>	<b>1-12</b>
<b>2.</b>	<b>REVIEW OF LITERATURE</b>	<b>13-20</b>
<b>3.</b>	<b>RESEARCH METHODOLOGY</b>	<b>21-28</b>
<b>4.</b>	<b>DISCUSSION AND INTERPRETATION</b>	<b>29-50</b>
<b>5.</b>	<b>FINDINGS, SUGGESTIONS AND CONCLUSION</b>	<b>51-55</b>
<b>6.</b>	<b>BIBLIOGRAPHY</b>	<b>56-58</b>
<b>7.</b>	<b>APPENDIX</b>	<b>59-62</b>
<b>8.</b>	<b>ABBREVIATIONS</b>	<b>63</b>



## LIST OF FIGURES

<b>Figure No.</b>	<b>Content</b>	<b>Page No.</b>
Figure 1. A	Case 1- Utilization of Services	33
Figure 2. A	Case 1- Challenges to carry out the Health care services	33
Figure 3. B	Case 2 - Utilization of Services	38
Figure 4. B	Case 2 - Challenges to carry out the Health care services	38
Figure 5. C	Case 3 - Utilization of Services	42
Figure 6. C	Case 3 - Challenges to carry out the Health care services	42
Figure 7. D	Case 4 - Utilization of Services	46
Figure 8. D	Case 4 - Challenges to carry out the Health care services	46
Figure 9. E	Case 5 - Utilization of Services	50
Figure 10. E	Case 5 - Challenges to carry out the Health care services	50

**A STUDY ON THE ROLE OF EDUCATION AND  
KNOWLEDGE IN DISASTER RISK REDUCTION  
PRACTICES AMONG COLLEGE STUDENTS IN  
KUTTANAD TALUK, ALAPPUZHA**

A dissertation submitted to Christ College (Autonomous), Irinjalakuda, Affiliated to the  
University of Calicut in partial fulfilment of the Degree of

**MASTERS OF SOCIAL WORK**

Specializing in

**Medical and Psychiatric Social Work**

Submitted by


**AISWARYA REGHUNATH**

**(REG. NO: CCAVMSW003)**

Under the Guidance of

**Dr. AJEESH K G**

Asst. Professor in Social Work



DEPARTMENT OF SOCIAL WORK

CHRIST COLLEGE (AUTONOMOUS), IRINJALAKUDA

APRIL 2023

## CERTIFICATE

This is to certify that the dissertation entitled "A STUDY ON THE ROLE OF EDUCATION AND KNOWLEDGE IN DISASTER RISK REDUCTION AMONG COLLEGE STUDENTS IN KUTTANAD TALUK, ALAPPUZHA", submitted to Christ College (Autonomous), Irinjalakuda, Affiliated to the University of Calicut, in partial fulfilment of the requirements for the award of the Degree in Master of Social Work is a record of original research work done by Ms. AISWARYA REGHUNATH (Reg. No. CCAVMSW003) during the period 2021-2023 under the supervision and guidance and that this dissertation has not formed the basis for the award of any Degree / Diploma / Associateship / Fellowship and or similar title to any candidate of any University.

  
Dr. AJEESH K G

Guide and Supervisor

  
Ms. ROSEMARY T GEORGE

HOD, Dept. of Social Work

  
Signature of External Examiner

Dr. Anshad VK  
Name of External Examiner

## **DECLARATION**

I, **Ms. AISWARYA REGHUNATH** hereby declare that the dissertation entitled “**A STUDY ON THE ROLE OF EDUCATION AND KNOWLEDGE IN DISASTER RISK REDUCTION PRACTICES AMONG COLLEGE STUDENTS IN KUTTANAD TALUK, ALAPPUZHA**”, submitted to Christ College (Autonomous), Irinjalakuda, Affiliated to the University of Calicut, in partial fulfillment of the requirements for the award of the Degree in Master of Social Work is a record of original research work done by **Ms. AISWARYA REGHUNATH (Reg. No. CCAVMSW003)** during the period 2021-2023 under THE supervision and guidance of **Dr. AJEESH K G**, Assistant Professor, Department of Social Work , Christ College (Autonomous), Irinjalakuda, and has not formed the basis for the award of any Degree / Diploma / Associateship / Fellowship and or similar title to any candidate of any University .

Place : Irinjalakuda

**AISWARYA REGHUNATH**

Date :

## **ACKNOWLEDGEMENT**

This dissertation has been made successful by sincere effort of a lot of people without whom it would not have been possible. I want to express my gratitude to everyone.

I would like to thank **Rev. Dr. Jolly Andrews CMI**, Principal, Christ College (Autonomous), Irinjalakuda, for providing such a platform for executing and approving the research.

I want to convey my gratitude to the department head, **Ms. Rosemary T George**, for her insightful comments, encouragement, and support during the study.

I would like to express my gratitude to my research mentor, **Dr. Ajeesh K. G**, for his kind supervision, direction, and encouragement during my project work. His assistance enabled me to conceptualise and complete this endeavour. I would want to extend my honest and heartfelt gratitude to all of the respondents who were kind enough to give me permission to carry out this project. I also thank my colleagues and staff members who supported me with a pool of ideas. I would also like to thank my parents who supported and encouraged me in completing the dissertation. I also thank my friends who have always been a pillar of support for me as I completed this project.

Above all, I humbly solicit the God Almighty's blessing and I am always thankful for the strength and presence of mind showered upon me for completing this work successfully.

**AISWARYA REGHUNATH**

## CONTENTS

<b>Sl.No</b>	<b>Topic</b>	<b>Page No.</b>
1	Introduction	1-13
2	Review of Literature	14-26
3	Research methodology	27-35
4	Data Analysis and Interpretation	36-97
5	Findings, Suggestions and Conclusions	98-107
6	Bibliography	108-111
7	Appendix	112-120

## LIST OF TABLES

<b>Table No.</b>	<b>Title of the Table</b>	<b>Page No.</b>
Table 4.1	Distribution of respondents based on age	37
Table 4.2	Distribution of respondents based on family income status.	39
Table 4.3	Respondents affected by flood every year	46
Table 4.4	Part of any team working for the issues of the society	56
Table 4.5	Correlation between knowledge and DRR practices	73
Table 4.6	Anova between income status and DRR practices.	74
Table 4.7	Correlation between challenges and coping strategies.	75

## LIST OF FIGURES

<b>Figure No.</b>	<b>Title of the figure</b>	<b>Page No.</b>
Figure 4.1	Distribution of respondents based on gender	38
Figure 4.2	Distribution of respondents based on type of family	40
Figure 4.3	Distribution of respondents based on domicile	41
Figure 4.4	Distribution of respondents on the basis of no. of siblings	42
Figure 4.5	Distribution of respondents on the basis of year of study	43
Figure 4.6	Distribution of respondents based on type of house	44
Figure 4.7	Distribution of respondents based on status of house	45
Figure 4.8	Does flood affects academics	47-48
Figure 4.9	How long flood affected academics	47-48
Figure 4.10	House situated near water sources	49
Figure 4.11	Flooding issues in the neighbourhood	50
Figure 4.12	Awareness of the policies of the Government for disaster rehabilitation	51
Figure 4.13	Awareness of the Government office to be contacted when disaster occurs	52
Figure 4.14	Training classes regarding disasters are necessary in colleges	53
Figure 4.15	Disaster drills provided at college	54
Figure 4.16	Part of any disaster management team	55
Figure 4.17	Which phase is important in disaster	57
Figure 4.18	Source of shelter during flood	58
		59
Figure 4.19	Own college as refugee camp	
Figure 4.20	Mode of transportation	60
Figure 4.21	Major loss due to flood	61
Figure 4.22	Effect on health	62



Figure 4.23	Availability of drinking water	63
Figure 4.24	Effect on job of family members	64
Figure 4.25	Method of stress level reduction	65
Figure 4.26	Social support	66
Figure 4.27	Refugee camp evaluation	67
Figure 4.28	Preparations before flood	68
Figure 4.29	Source of information regarding flood	69
Figure 4.30	Recurring dreams	70
Figure 4.31	Time to come back to normal life	71
Figure 4.32	Preparation when disaster happens again	72

**A STUDY ON STRESS AND PSYCHOLOGICAL  
WELLBEING OF SPECIAL EDUCATORS**

**A dissertation submitted to Christ College (Autonomous),  
Irinjalakuda, Affiliated to the University of Calicut in partial  
fulfillment of the Degree of**

**MASTERS OF SOCIAL WORK**

**Specializing in**

**Medical and Psychiatric Social Work**

**Submitted by**

**ANAMIKA CHANDRAN P**

**(REG. NO: CCAVMSW005)**

**Under the Guidance of**

**MS. ASHLEY GEORGE**

**Assistant professor in Social Work**



**CHRIST**  
COLLEGE (AUTONOMOUS)  
IRINJALAKUDA, KERALA  
Reaccredited by NAAC with 'A++' grade

**DEPARTMENT OF SOCIAL WORK**

**CHRIST COLLEGE (AUTONOMOUS), IRINJALAKUDA**

**APRIL 2023**

## CERTIFICATE

This is to certify that the dissertation entitled “ A STUDY ON STRESS AND PSYCHOLOGICAL WELL BEING OF SPECIAL EDUCATORS”, submitted to Christ College (Autonomous), Irinjalakuda, affiliated to the University of Calicut, in partial fulfilment of the requirements for the award of the Degree in Master of Social Work is a record of original research work done by Ms. ANAMIKA CHANDRAN P (REG.NO: CCAVMSW005) during the period 2021-2023 under the supervision and guidance and that this dissertation has not formed the basis for the award of any Degree / Diploma / Associateship /Fellowship and or similar title to any candidate of any University.



Ms.ASHLEY GEORGE

Guide and supervisor



Ms.ROSEMARY T GEORGE

HOD. Dept. of social Work



Signature of External Exam

Dr. Anshad VK  
Name of External Examiner

## DECLARATION

I, **Ms. ANAMIKA CHANDRAN P** hereby declare that the dissertation entitled “**A STUDY ON STRESS AND PSYCHOLOGICAL WELL BEING OF SPECIAL EDUCATORS**”, submitted to Christ College (Autonomous), Irinjalakuda, affiliated to the University of Calicut, in partial fulfilment of the requirements for the award of the Degree in Master of Social Work is a record of original research work done by **Ms. ANAMIKA CHANDRAN P (REG. NO: CCAVMSW005)** during the period 2021-2023 under the supervision and guidance of **Ms. ASHLEY GEORGE** , assistant professor, Christ College (Autonomous), Irinjalakuda, and has not formed the basis for the award of any Degree / Diploma / Associateship / Fellowship and or similar title to any candidate of any University.

Place: Irinjalakuda

ANAMIKA CHANDRAN P

Date

## ACKNOWLEDGEMENT

This dissertation has been made successful by sincere effort of a lot of people without not have been possible. I want to express my gratitude to everyone.

I would like to thank Rev. **Dr. Jolly Andrews CMI**, Principal, Christ College (Autonomous), Irinjalakuda, for providing such a platform for executing and approving the research.

I want to convey my gratitude to the department head, Ms. Rosemary T George, for her suggestion, encouragement, and support during the study.

I would like to express my gratitude to my research mentor, Ms., Ashley George for her kind supervision, direction, and encouragement during my project work. Her assistance enabled me to conceptualize and complete this endeavor. I would want to extend my honest and heartfelt gratitude to all of the respondents who were kind enough to give me permission to carry out this project. I also thank my colleagues and staff members who supported me with suggestion and ideas. I would also like to thank my parents, special school educators who supported and encouraged me in completing the dissertation. I also thank my friends who have always been a strong pillar of support for me as I completed this research.

Above all, I would like to Thank God Almighty, his blessing and I am always thankful for the strength and presence of mind showered upon me for completing this work successfully.

ANAMIKA CHANDRAN P

## CONTENTS

<b>SL.NO</b>	<b>CHAPTER</b>	<b>PAGE NUMBER</b>
<b>1</b>	<b>INTRODUCTION</b>	1 – 7
<b>2</b>	<b>REVIEW OF LITERATURE</b>	8 – 16
<b>3</b>	<b>RESEARCH  METHODOLOGY</b>	17 – 21
<b>4</b>	<b>DATA ANALYSIS AND INTERPRETATION</b>	22 – 79
<b>5</b>	<b>FINDINGS, SUGGESTIONS AND CONCLUSION</b>	80 – 88
<b>6</b>	<b>BIBLIOGRAPHY</b>	89 – 91
<b>7</b>	<b>APPENDIX</b>	92 – 101









## LIST OF TABLES

<b>TABLE NUMBER</b>	<b>TITLE</b>	<b>PAGE NUMBER</b>
<b>TABLE 4.1</b>	Distribution of respondents based on age	22
<b>TABLE 4.2</b>	Distribution of respondents based on in the last month, how often have felt nervous and stressed	29
<b>TABLE 4.3</b>	Distribution of respondents based on opinion- "I live life one day at a time and don't really think about the future"	45
<b>TABLE 4.4</b>	Distribution of respondents based on opinion- "my attitude about myself is probably not as positive as most people feel about themselves"	55
<b>TABLE 4.5</b>	Distribution of respondents based on opinion- "I have been able to build a living environment and a lifestyle for myself that is much to my liking"	59
<b>TABLE 4.6</b>	The correlation between stress and psychological well being	79

## LIST OF FIGURE

<b>FIGURE NUMBER</b>	<b>TITLE</b>	<b>PAGE NUMBER</b>
<b>FIGURE 4.1</b>	Distribution of respondents based on sex	21
<b>FIGURE 4.2</b>	Distribution of respondents based on year of experience	21
<b>FIGURE 4.3</b>	Distribution of respondents based on their organization	21
<b>FIGURE 4.4</b>	Distribution of respondents based on their job status	21
<b>FIGURE 4.5</b>	distribution of respondents based on last month, how often been upset because of something that happened unexpectedly	21
<b>FIGURE 4.6</b>	Distribution of respondents based on the opinion- “in the last month, how often felt that were unable to control the important things in your life”	21
<b>FIGURE 4.7</b>	Distribution of respondents based on opinion- “In the last month, how often have you felt confident about your ability to handle your personal problems”	31
<b>FIGURE 4.8</b>	Distribution of respondents based on opinion- “In the last month, how often have you felt that things were going your way”	31



<b>FIGURE 4.9</b>	Distribution of respondents based on opinion- “in the last month, how often have you found that you could not cope with all the things that you had to do”	
<b>FIGURE 4.10</b>	Distribution of respondents based on opinion- “Last month, how often have you been able to control irritations in your life”	
<b>FIGURE 4.11</b>	Distribution of respondents based on opinion- “in the last month, how often have you felt that you were on top of things”	
<b>FIGURE 4.12</b>	Distribution of respondents based on opinion- “in the last month, how often have you been angered because of things that happened that were outside of your control	
<b>FIGURE 4.13</b>	Distribution of respondents based on opinion- “in the last month, how often have you felt difficulties were piling up so high that you could not overcome them	
<b>FIGURE 4.14</b>	distribution of respondents based on opinion- “I am not afraid to voice my opinions, even when they are in opposition to the opinions of most people”	
<b>FIGURE 4.15</b>	Distribution of respondents based on opinion- “for me, life has been a continuous process of learning, changing, and growth”	
<b>FIGURE 4.16</b>	Distribution of respondents based on opinion- “in general, I feel I’m in charge of the situation in which I live”	

<b>FIGURE 4.17</b>	Distribution of respondents based on opinion- “people would describe me as a giving person, willing to share my time with others”	41
<b>FIGURE 4.18</b>	Distribution of respondents based on opinion- “I am not interested in activities that will expand my horizons”	41
<b>FIGURE 4.19</b>	Distribution of respondents based on opinion- “I enjoy making plans for the future and working to make them a reality”	41
<b>FIGURE 4.20</b>	Distribution of respondents based on opinion- “most people see me as loving and affectionate”	41
<b>FIGURE 4.21</b>	Distribution of respondents based on opinion- “in many ways I feel disappointed about my achievements in life”	41
<b>FIGURE 4.22</b>	Distribution of respondents based on opinion- “I tend to worry about what other people think of me”	41
<b>FIGURE 4.23</b>	Distribution of respondents based on opinion- “when I look at the story of my life, I am pleased with how things have turned out”	41
<b>FIGURE 4.24</b>	Distribution of respondents based on opinion- “I have difficulty arranging my life in a way that is satisfying to me”	41
<b>FIGURE 4.25</b>	Distribution of respondents based on opinion- “my decisions are not usually influenced by what everyone else is doing.”	41
<b>FIGURE 4.26</b>	Distribution of respondents based on opinion- “I gave up trying to make big improvements or changes in my life a long time ago”	51

<b>FIGURE 4.27</b>	Distribution of respondents based on opinion- “the demands of everyday life often get me down”	51
<b>FIGURE 4.28</b>	Distribution of respondents based on opinion- “I have not experienced many warm and trusting relationships with others”	51
<b>FIGURE 4.29</b>	Distribution of respondents based on opinion- “I think it is important to have new experiences that challenge how you think about yourself and the world”	51
<b>FIGURE 4.30</b>	Distribution of respondents based on opinion- “maintaining close relationships has been difficult and frustrating for me”	51
<b>FIGURE 4.31</b>	Distribution of respondents based on opinion- “I have a sense of direction and purpose in life”	51
<b>FIGURE 4.32</b>	Distribution of respondents based on opinion- “I judge myself by what I think is important, not by the values of what others think is important”	51
<b>FIGURE 4.33</b>	Distribution of respondents based on opinion- “in general, I feel confident and positive about myself”	51
<b>FIGURE 4.34</b>	Distribution of respondents based on opinion- “I tend to be influenced by people with strong opinions”	61

<b>FIGURE 4.35</b>	Distribution of respondents based on opinion- “I do not enjoy being in new situations that require me to change my old familiar ways of doing things”	161
<b>FIGURE 4.36</b>	Distribution of respondents based on opinion- “I do not fit very well with the people and the community around me.”	161
<b>FIGURE 4.37</b>	Distribution of respondents based on opinion- “I know that I can trust my friends, and they know they can trust me”	161
<b>FIGURE 4.38</b>	Distribution of respondents based on opinion- “when I think about it, I haven’t really improved much as a person over the years”	161
<b>FIGURE 4.39</b>	Distribution of respondents based on opinion- “some people wander aimlessly through life, but I am not one of them”	161
<b>FIGURE 4.40</b>	Distribution of respondents based on opinion- “I often feel lonely because I have few close friends with whom to share my concern”	161
<b>FIGURE 4.41</b>	Distribution of respondents based on Opinion- “when I compare myself to friends and acquaintances, it makes me feel good about who i am”	161
<b>FIGURE 4.42</b>	Distribution of respondents based on opinion- “I don’t have a good sense of what it is I’m trying to accomplish in life”	161

<b>FIGURE 4.43</b>	Distribution of respondents based on opinion- Opinion- "I sometimes feel as if I've done all there is to do in life"	76
<b>FIGURE 4.44</b>	Distribution of respondents based on opinion- "I feel like many of the people I know have gotten more out of life than I have."	77
<b>FIGURE 4.45</b>	Distribution of respondents based on opinion- "I have confidence in my opinions, even if they are contrary to the general consensus"	77
<b>FIGURE 4.46</b>	Distribution of respondents based on opinion- "I am quite good at managing the many responsibilities of my daily life."	77
<b>FIGURE 4.47</b>	Distribution of respondents based on opinion- "I have the sense that I have developed a lot as a person over time"	77
<b>FIGURE 4.48</b>	Distribution of respondents based on opinion- "I enjoy personal and mutual conversations with family members and friends".	77
<b>FIGURE 4.49</b>	Distribution of respondents based on opinion- "my daily activities often seem trivial and unimportant to me"	77
<b>FIGURE 4.50</b>	Distribution of respondents based on opinion- "I like most parts of my personality"	77

<b>FIGURE 4.51</b>	Distribution of respondents based on opinion- "it's difficult for me to voice my own opinions on controversial matters"	71
<b>FIGURE 4.52</b>	Distribution of respondents based on opinion- "I often feel overwhelmed by my responsibilities".	71