

**“A STUDY ON IMPACT OF SOCIAL MEDIA ON CONSUMER
BEHAVIOUR”**

Project report submitted to

CHRIST COLLEGE (AUTONOMOUS)

In partial fulfilment of the requirement for the award of the degree of

BACHELOR OF COMMERCE

Submitted by

ANANYA GOPI

(CCAUBCM171)

Under the supervision of

Ms. TEENA THOMAS



DEPARTMENT OF COMMERCE

CHRIST COLLEGE (AUTONOMOUS), IRINJALAKUDA

UNIVERSITY OF CALICUT

MARCH 2023

CHRIST COLLEGE (AUTONOMOUS), IRINJALAKUDA

CALICUT UNIVERSITY



DEPARTMENT OF COMMERCE

CERTIFICATE

This is to certify that the project report entitled “**A Study on Impact of Social media on Consumer behavior**” is a bonafide record of project done by **ANANYA GOPI**, Reg. No. CCAUBCM171, under my guidance and supervision in partial fulfilment of the requirement for the award of the degree of **BACHELOR OF COMMERCE** and it has not previously formed the basis for any Degree, Diploma and Associateship or Fellowship.

Asso. Prof. K.J. Joseph

Co-Ordinator

Ms. TEENA THOMAS

Project Guide



DECLARATION

I, **ANANYA GOPI**, hereby declare that the project work entitled “**A STUDY ON IMPACT OF SOCIAL MEDIA ON CONSUMER BEHAVIOR**” is a record of independent and bonafide project work carried out by me under the supervision and guidance of Ms. Teena Thomas Asst. Professor-On contract, Department of Commerce, Christ College (Autonomous), Irinjalakuda.

The information and data given in the report is authentic to the best of my knowledge. The report has not been previously submitted for the award of any Degree, Diploma, Associateship or other similar title of any other university or institute.

Place: Irinjalakuda

Date: 13|3|2023



ANANYA GOPI

CCAUBCM171

ACKNOWLEDGEMENT

I would like to take the opportunity to express my preferred thanks and gratitude to all people who have helped me with sound advice and able guidance.

Above all, I express my eternal gratitude to the Lord Almighty under whose divine guidance; I have been able to complete this work successfully.

I would like to express my sincere obligation to **Rev. Dr. Jolly Andrews CMI** our Principal, for providing various facilities.

I am thankful to Asso. Prof. K.J. Joseph, Co-Ordinator of the Department, for providing proper help and encouragement in the preparation of this report.

I am thankful to my class teacher, Ms. Teena Thomas, Asst. Professor-On contract, for providing proper help and encouragement in the preparation of this report.

I express my sincere gratitude to Ms. Sandhya V, Asst. Professor-On contract, whose guidance and support throughout the training period helped me to complete this work successfully.

I would like to express my preferred gratitude to all the faculties of the department for their interest and cooperation in this regard.

I extend my hearty gratitude to the librarian and other library staffs of my college for their wholehearted cooperation.

I express my sincere thanks to my friends and family for their support in completing this report successfully.

Place: Irinjalakuda

ANANYA GOPI

Date: 13/3/2023

TABLES OF CONTENTS

SL. NO	CONTENTS	PAGE NO
	LIST OF TABLES	
	LIST OF FIGURES	
CHAPTER 1	INTRODUCTION	1-4
CHAPTER 2	REVIEW OF LITERATURE	5-8
CHAPTER 3	THEORETICAL FRAMEWORK	9-18
CHAPTER 4	DATA ANALYSIS AND INTERPRETATION	19-37
CHAPTER 5	FINDINGS, SUGGESTIONS & CONCLUSION	38-40
	BIBLIOGRAPHY	
	APPENDIX	

LIST OF TABLES

TABLE NO	TITLE	PAGE NO:
4.1.	Table showing Age group of the Respondents	19
4.2	Table showing Gender of the Respondents	20
4.3	Table showing Occupation of the Respondents	21
4.4	Table showing Income level of the Respondents	22
4.5	Table showing Education level of the Respondents	23
4.6	Table Showing the no of Social media users	24
4.7	Table Showing the social media used in majority by the participants	25
4.8	Table Showing the Social media consumption by the participants in a day.	26
4.9	Table showing Whether when making a purchase decision, does the participant seek out product or brand information on social media.	27
4.10	Table Showing How comfortable are participants with advertisements of products on social media on a scale of 1 to 5	28
4.11	Table Showing How often participants come across sponsored or paid ads on social media platforms.	29

4.12	Table Showing Participants have come across any targeted or sponsored ads today?	30
4.13	Table Showing How often does participants read reviews and feedback from other users on social media before making a purchase.	31
4.14	Table Showing How often does participants compare prices of products on social media and online stores before making a purchase.	32
4.15	Table Showing Any influence of social media on the participant's buying behavior in the past.	33
4.16	Table Showing How often participants purchase products based on the social media influencers' recommendations and reviews.	34
4.17	Table Showing Participants perception on if social media has a positive or negative impact on consumer behavior when it comes to making purchase decisions.	35
4.18	Table Showing Participants opinion on if social media platforms have a responsibility to ensure the accuracy of the information and advertisements presented to users.	36
4.19	Table Showing Participants suggestions on how social media platforms can improve the way they present information and ads to users, to help them make informed purchase decisions.	37

LIST OF FIGURES

TABLE NO	TITLE	PAGE NO:
4.1.	Figure showing Age group of the Respondents	19
4.2	Figure showing Gender of the Respondents	20
4.3	Figure showing Occupation of the Respondents	21
4.4	Figure showing Income level of the Respondents	22
4.5	Figure showing Education level of the Respondents	23
4.6	Figure Showing the no of Social media users	24
4.7	Figure Showing the social media used in majority by the participants	25
4.8	Figure Showing the Social media consumption by the participants in a day.	26
4.9	Figure showing Whether when making a purchase decision, does the participant seek out product or brand information on social media.	27
4.10	Figure Showing How comfortable are participants with advertisements of products on social media on a scale of 1 to 5	28
4.11	Figure Showing How often participants come across sponsored or paid ads on social media platforms.	29

4.12	Figure Showing Participants have come across any targeted or sponsored ads today?	30
4.13	Figure Showing How often does participants read reviews and feedback from other users on social media before making a purchase.	31
4.14	Figure Showing How often does participants compare prices of products on social media and online stores before making a purchase.	32
4.15	Figure Showing Any influence of social media on the participant's buying behavior in the past.	33
4.16	Figure Showing How often participants purchase products based on the social media influencers' recommendations and reviews.	34
4.17	Figure Showing Participants perception on if social media has a positive or negative impact on consumer behavior when it comes to making purchase decisions.	35
4.18	Figure Showing Participants opinion on if social media platforms have a responsibility to ensure the accuracy of the information and advertisements presented to users.	36
4.19	Figure Showing Participants suggestions on how social media platforms can improve the way they present information and ads to users, to help them make informed purchase decisions.	37

**“A STUDY ON CUSTOMER’S ATTITUDE TOWARDS OTT
PLATFORMS”**

Project Report submitted to

CHRIST COLLEGE (AUTONOMOUS)

In partial fulfilment of the requirement for the award of the degree of

BACHELOR OF COMMERCE

Submitted by

ARWA N A

(CCAUBCM172)

Under the supervision of

Mr. VISHNU M S



DEPARTMENT OF COMMERCE

CHRIST COLLEGE (AUTONOMOUS), IRINJALAKUDA

UNIVERSITY OF CALICUT

MARCH 2023

CHRIST COLLEGE (AUTONOMOUS), IRINJALAKUDA
CALICUT UNIVERSITY



DEPARTMENT OF COMMERCE CERTIFICATE


This is to certify that the project report entitled “a Study on customer’s attitude towards OTT Platforms” is a bonafide record of project done by ARWA N A, Reg. No. CCAUBCM172, under my guidance and supervision in partial fulfilment of the requirement for the award of the degree of BACHELOR OF COMMERCE and it has not previously formed the basis for any Degree, Diploma and Associateship or Fellowship.

Assoc.Prof. K.J. Joseph

Co-ordinator

Mr. VISHNU M S

Project Guide



DECLARATION

I, **ARWA N A**, hereby declare that the project work entitled "**A STUDY ON CUSTOMER'S ATTITUDE TOWARDS OTT PLATFORMS**" is a record of independent and bonafide project work carried out by me under the supervision and guidance of Mr. Vishnu M S Asst. Professor-on contract, Department of Commerce, Christ College (Autonomous), Irinjalakuda.

The information and data given in the report is authentic to the best of my knowledge. The report has not been previously submitted for the award of any Degree, Diploma, Associateship or other similar title of any other university or institute.

Place: Irinjalakuda

Date: 13.03.2023


ARWA N A

CCAUBCM172

ACKNOWLEDGEMENT

I would like to take the opportunity to express my profound thanks and gratitude to all people who have helped me with sound advice and able guidance.

Above all, I express my eternal gratitude to the Lord Almighty under whose divine guidance; I have been able to complete this work successfully.

I would like to express my sincere obligation to Rev. Dr. Jolly Andrews CMI our Principal, for providing various facilities.

I am thankful to Assoc.Prof. K.J. Joseph, Co-ordinator of the Department, for providing proper help and encouragement in the preparation of this report.

I am thankful to my class teacher, Ms. Teena Thomas, Asst. Professor-on contract, for providing proper help and encouragement in the preparation of this report.

I express my sincere gratitude to Mr. Vishnu M S, Asst. Professor-on contract, whose guidance and support throughout the training period helped me to complete this work successfully.

I would like to express my profound gratitude to all the faculties of the department for their interest and cooperation in this regard.

I extend my hearty gratitude to the Librarian and other library staffs of my college for their wholehearted cooperation.

I express my sincere thanks to my friends and family for their support in completing this report successfully.

Place: Irinjalakuda

ARWA N A

Date: 13.03.2023

TABLES OF CONTENTS

SL.NO	CONTENTS	PAGE NO
	LIST OF TABLES	
	LIST OF FIGURES	
CHAPTER I	INTRODUCTION	1-5
CHAPTER II	REVIEW OF LITERATURE	6-9
CHAPTER III	THEORETICAL FRAMEWORK	10-14
CHAPTER IV	DATA ANALYSIS AND INTERPRETATION	15-33
CHAPTER V	FINDINGS, SUGGESTIONS & CONCLUSION	34-36
	BIBLIOGRAPHY	37

LIST OF TABLES

TABLE NO	TITLE	PAGE NO:
4.1.	Table showing age group of respondents	15
4.2	Table showing gender of respondents	16
4.3	Table showing occupational status of respondents	17
4.4	Table showing the pattern of usage of OTT Platforms	18
4.5	Table showing responses of favourite OTT Platforms	19
4.6	Table Showing response on the type of content watched on OTT Platforms	20
4.7	Table showing the commencement of usage of OTT Platforms	21
4.8	Table Showing the responses for suggesting OTT Platforms to others	22
4.9	Table Showing the factors that influence respondents to use OTT Platforms	23
4.10	Table Showing the view of consumers on the functionality of OTT	24
4.11	Table showing reference of watching movies on OTT than in theatres	25
4.12	Table showing response on the benefit of using OTT Platforms	26

4.13	Table showing consumption of OTT Platform after the pandemic	27
4.14	Table showing change in peer's consumption of OTT Platform after the pandemic	28
4.15	Table showing preferences on releasing movies through OTT Platforms	29
4.16	Table showing response on release of low budget/experimental movies	30
4.17	Table showing response on imposing censorship on OTT Platforms	31
4.18	Table showing responses on future usage of OTT Platforms	32
4.19	Table showing responses on experience of using OTT Platforms	33

LIST OF FIGURES

TABLE NO	TITLE	PAGE NO.
4.1.	Figure showing age group of respondents	15
4.2	Figure showing gender of respondents	16
4.3	Figure showing occupational status of respondents	17
4.4	Figure showing the pattern of usage of OTT Platforms	18
4.5	Figure showing responses of favourite OTT Platforms	19
4.6	Figure Showing response on the type of content watched on OTT Platforms	20
4.7	Figure showing the commencement of usage of OTT Platforms	21
4.8	Figure Showing the responses for suggesting OTT Platforms to others	22
4.9	Figure Showing the factors that influence respondents to use OTT Platforms	23
4.10	Figure Showing the view of consumers on the functionality of OTT	24

4.11	Figure showing reference of watching movies on OTT than in theatres	25
4.12	Figure showing response on the benefit of using OTT Platforms	26
4.13	Figure showing consumption of OTT Platform after the pandemic	27
4.14	Figure showing change in peer's consumption of OTT Platform after the pandemic	28
4.15	Figure showing preferences on releasing movies through OTT Platforms	29
4.16	Figure showing response on release of low budget/experimental movies	30
4.17	Figure showing response on imposing censorship on OTT Platforms	31
4.18	Figure showing responses on future usage of OTT Platforms	32
4.19	Figure showing responses on experience of using OTT Platforms	33

“JOB SATISFACTION OF KSTRC EMPLOYEES”

Project Report submitted to

CHRIST COLLEGE (AUTONOMOUS)

In partial fulfilment of the requirement for the award of the degree of

BACHELOR OF COMMERCE

Submitted by

ASHNA P B

(CCAUBCM173)

Under the supervision of

Ms. MRIDULA GOVIND



DEPARTMENT OF COMMERCE

CHRIST COLLEGE (AUTONOMOUS), IRINJALAKUDA

UNIVERSITY OF CALICUT

MARCH 2023

CHRIST COLLEGE (AUTONOMOUS), IRINJALAKUDA

CALICUT UNIVERSITY



DEPARTMENT OF COMMERCE

CERTIFICATE

This is to certify that the project report entitled “**JOB SATISFACTION OF KSRTC EMPLOYEES**” is a bonafide record of project done by **ASHNA P B**, Reg. No. CCAUBCM173, under my guidance and supervision in partial fulfilment of the requirement for the award of the degree of **BACHELOR OF COMMERCE** and it has not previously formed the basis for any Degree, Diploma and Associateship or Fellowship.

Assoc.Prof. K.J. Joseph
Co-ordinator

Ms. MRIDULA GOVIND
Project Guide



DECLARATION

I, **ASHNA P B**, hereby declare that the project work entitled “**JOB SATISFACTION OF KSRTC EMPLOYEES**” is a record of independent and bonafide project work carried out by me under the supervision and guidance of Ms. MRIDULA GOVIND Asst. Professor-On contract, Department of Commerce, Christ College (Autonomous), Irinjalakuda.

The information and data given in the report is authentic to the best of my knowledge. The report has not been previously submitted for the award of any Degree, Diploma, Associateship or other similar title of any other university or institute.

Place: Irinjalakuda

Date: 13-03-2023


ASHNA P B

CCAUBCM173

ACKNOWLEDGEMENT

I would like to take the opportunity to express my preferred thanks and gratitude to all people who have helped me with sound advice and able guidance.

Above all, I express my eternal gratitude to the Lord Almighty under whose divine guidance; I have been able to complete this work successfully.

I would like to express my sincere obligation to Rev. Dr. Jolly Andrews CMI our Principal, for providing various facilities.

I am thankful to Assoc.Prof. K.J. Joseph, Co-ordinator of the Department, for providing proper help and encouragement in the preparation of this report.

I am thankful to my class teacher, Ms. Teena Thomas, Asst. Professor-On contract, for providing proper help and encouragement in the preparation of this report.

I express my sincere gratitude to Ms. Mridula Govind, Asst. Professor-On contract, whose guidance and support throughout the training period helped me to complete this work successfully.

I would like to express my preferred gratitude to all the faculties of the department for their interest and cooperation in this regard.

I extend my hearty gratitude to the librarian and other library staffs of my college for their wholehearted cooperation.

I express my sincere thanks to my friends and family for their support in completing this report successfully.

Place: Irinjalakuda

ASHNA P B

Date: 13-03-2023

TABLES OF CONTENTS

SL.NO	CONTENTS	PAGE NO.
	LIST OF TABLES	
	LIST OF FIGURES	
CHAPTER I	INTRODUCTION	1-4
CHAPTER II	REVIEW OF LITERATURE	5-7
CHAPTER III	THEORETICAL FRAMEWORK	8-12
CHAPTER IV	DATA ANALYSIS AND INTERPRETATION	13-32
CHAPTER V	FINDINGS, SUGGESTIONS & CONCLUSION	33-34
	BIBLIOGRAPHY	
	APPENDIX	

LIST OF TABLES

TABLE NO	TITLE	PAGE NO:
4.1	Table showing classification on the basis of gender	13
4.2	Table showing the classification on the basis of satisfaction with the job	14
4.3	Table showing the classification on their job position	15
4.4	Table showing the classification on the basis of getting their salary	16
4.5	Table showing the classification on the basis of working hours	17
4.6	Table showing the classification on the basis of monthly income	18
4.7	Table showing the classification on the basis of their posting: temporary/permanent	19
4.8	Table showing the classification on the basis of bonus	20
4.9	Table showing the classification on the basis of satisfaction level with the present working condition	21
4.10	Table showing the respondents fear of losing their job during the covid -19	22
4.11	Table showing the classification on whether the covid 19 affects the working of KSRTC	23
4.12	Table showing the level of employee satisfaction towards the management efficiency	24

4.13	Table showing the classification on whether the employees faced any bad situation from the passengers	25
4.14	Table showing the number of years of experience	26
4.15	Table showing the classification on the satisfaction level of current pension system	27
4.16	Table showing classification on the level of satisfaction towards the trade union influence	28
4.17	Table showing the satisfaction of employees with their coworkers	29
4.18	Table showing the classification on the basis of satisfaction of the road conditions	30
4.19	Table showing the classification on the basis of satisfaction of current working hours	31
4.20	Table showing the classification on the satisfaction of employees towards the prevailing rules and regulations	32

LIST OF FIGURES

TABLE NO	TITLE	PAGE NO:
4.1	Figure showing classification on the basis of gender	13
4.2	Figure showing the classification on the basis of satisfaction with the job	14
4.3	Figure showing the classification on their job position	15
4.4	Figure showing the classification on the basis of getting their salary	16
4.5	Figure showing the classification on the basis of working hours	17
4.6	Figure showing the classification on the basis of monthly income	18
4.7	Figure showing the classification on the basis of their posting: temporary/permanent	19
4.8	Figure showing the classification on the basis of bonus	20
4.9	Figure showing the classification on the basis of satisfaction level with the present working condition	21
4.10	Figure showing the respondents fear of losing their job during the covid -19	22
4.11	Figure showing the classification on whether the covid 19 affected the working of KSRTC	23

4.12	Figure showing the level of employee satisfaction towards the management efficiency	24
4.13	Figure showing the classification on whether the employees faced any bad situation from the passengers	25
4.14	Figure showing the number of years of experience	26
4.15	Figure showing the classification on the satisfaction level of current pension system	27
4.16	Figure showing classification on the level of satisfaction towards the trade union influence	28
4.17	Figure showing the satisfaction of employees with their coworkers	29
4.18	Figure showing the classification on the basis of satisfaction of the road conditions	30
4.19	Figure showing the classification on the basis of satisfaction of current working hours	31
4.20	Figure showing the classification on the satisfaction of employees towards the prevailing rules and regulations	32

**“A STUDY ON BRAND PREFERENCE OF MOBILE PHONES
AMONG STUDENTS IN CHRIST COLLEGE
(AUTONOMOUS), IRINJALAKUDA”**

Project Report submitted to

CHRIST COLLEGE (AUTONOMOUS), IRINJALAKUDA

In partial fulfilment of the requirement for the award of the degree of

BACHELOR OF COMMERCE

Submitted by

ASHWIN GEORGE

(CCAUBCM174)

Under the supervision of

Mr. EDWIN ANTONY



DEPARTMENT OF COMMERCE

CHRIST COLLEGE (AUTONOMOUS), IRINJALAKUDA

UNIVERSITY OF CALICUT

MARCH 2023



DEPARTMENT OF COMMERCE

CERTIFICATE

This is to certify that the project report entitled “A STUDY ON BRAND PREFERENCE OF MOBILE PHONES AMONG STUDENTS IN CHRIST COLLEGE (AUTONOMOUS) IRINJALAKUDA” is a bonafide record of project done by **ASHWIN GEORGE**, Reg. No. CCAUBCM174, under my guidance and supervision in partial fulfilment of the requirement for the award of the degree of BACHELOR OF COMMERCE and it has not previously formed the basis for any Degree Diploma and Associateship or Fellowship.

Asso.Prof. K.J. Joseph
Co-ordinator

Mr. EDWIN ANTONY
Project Guide




DECLARATION

I, **ASHWIN GEORGE**, hereby declare that the project work entitled “**A STUDY ON BRAND PREFERENCE OF MOBILE PHONES AMONG STUDENTS IN CHRIST COLLEGE (AUTONOMOUS), IRINJALAKUDA** ” is a record of independent and bonafide project work carried out by me under the supervision and guidance of Mr. Edwin Antony Asst. Professor-On contract, Department of Commerce, Christ College (Autonomous), Irinjalakuda.

The information and data given in the report is authentic to the best of my knowledge. The report has not been previously submitted for the award of any Degree, Diploma, Associateship or other similar title of any other university or institute.

Place: Irinjalakuda

Date: 13/03/2023


ASHWIN GEORGE

CCAUBCM174

ACKNOWLEDGEMENT

I would like to take the opportunity to express my profound thanks and gratitude to all people who have helped me with sound advice and able guidance.

Above all, I express my eternal gratitude to the Lord Almighty under whose divine guidance; I have been able to complete this work successfully. I would like to express my sincere obligation to Rev. Dr. Jolly Andrews CMI our Principal, for providing various facilities.

I am thankful to Asso.Prof. K.J. Joseph, Co-ordinator of the Department, for providing proper help and encouragement in the preparation of this report.

I am thankful to my class teacher, Ms. Teena Thomas, Asst. Professor-on contract, for providing proper help and encouragement in the preparation of this report.

I express my sincere gratitude to Mr. Edwin Antony, Asst. Professor-on contract, whose guidance and support throughout the training period helped me to complete this work successfully.

I would like to express my profound gratitude to all the faculties of the department for their interest and co-operation in this regard.

I extend my hearty gratitude to the Librarian and other library staffs of my college for their wholehearted co-operation.

I express my sincere thanks to my friends and family for their support in completing this report successfully.

Place: Irinjalakuda

ASHWIN GEORGE

Date: 13-03-2023

TABLES OF CONTENTS

SL.NO	CONTENTS
	LIST OF TABLES
CHAPTER I	INTRODUCTION
CHAPTER II	REVIEW OF LITERATURE
CHAPTER III	THEORETICAL FRAMEWORK
CHAPTER IV	DATA ANALYSIS AND INTERPRETATION
CHAPTER V	FINDINGS, SUGGESTIONS & CONCLUSION
	BIBLIOGRAPHY

LIST OF TABLES

TABLE NO	TITLE	PAGE NO:
4.1.	Table showing the gender of respondents	18
4.2	Table showing the education of respondents	19
4.3	Table showing the respondents having own mobile phone	20
4.4	Table showing the type of mobile phones of respondents	21
4.5	Table showing the preferred mobile brands by respondents	22
4.6	Table showing the reasons for choosing this brand	23
4.7	Table showing the most used features in mobile phone	24
4.8	Table showing the amount spend for buying a mobile phone	25
4.9	Table showing the average time spend on mobile phones	26

4.10	Table showing the size of mobile phones	27
4.11	Table showing the media of advertisement influencing purchase	28
4.12	Table showing the satisfaction regarding the security provided by the company	29
4.13	Table showing the responses on whether marketing program influence the purchasing power	30
4.14	Table showing the recommendation towards current brand to others	31
4.15	Table showing the response on whether they choose to buy same brand in future	32
4.16	Table showing the satisfaction level of availability of products in the market	33
4.17	Table showing the satisfaction level on perceived quality and actual quality of mobile phones	34
4.18	Table showing the mobile phones brands which provide more updates	35
4.19	Table showing the responses on whether camera quality of phone meets the expectations	36
4.20	Table showing the satisfaction level on audio and video quality of mobile phones	37

LIST OF FIGURES

TABLE NO	TITLE	PAGE NO:
4.1.	Figure showing the gender of respondents	18
4.2	Figure showing the Education of respondents	19
4.3	Figure showing respondents having own mobile phones	20
4.4	Figure showing type of mobile phones of respondents	21
4.5	Figure showing preferred mobile brands by respondents	22
4.6	Figure showing reasons for choosing this brand	23
4.7	Figure showing most used feature	24
4.8	Figure showing amount spend for buying a mobile phone	25
4.9	Figure showing time spend on mobile phones	26
4.10	Figure showing size of mobile phones	27
4.11	Figure showing media of advertisement influencing purchase	28

4.12	Figure showing satisfaction regarding the security provided by the company	29
4.13	Figure showing marketing program influence the purchasing power	30
4.14	Figure showing recommendation towards current brand to others	31
4.15	Figure showing response on whether they choose to buy same brand in future	32
4.16	Figure showing satisfaction level of availability of product in the market	33
4.17	Figure showing satisfaction level on perceived quality and actual quality of mobile phones	34
4.18	Figure showing mobile phone brands which provide more updates	35
4.19	Figure showing response on whether camera quality of phone meets the expectations	36
4.20	Figure showing satisfaction level on audio and video quality of mobile phones	37

**“A STUDY ON BRAND PREFERENCE OF MOBILE
PHONES AMONG STUDENTS IN CHRIST COLLEGE
(AUTONOMOUS), IRINJALAKUDA”**

Project Report submitted to

CHRIST COLLEGE (AUTONOMOUS), IRINJALAKUDA

In partial fulfilment of the requirement for the award of the degree of

BACHELOR OF COMMERCE

Submitted by

BENJAMIN SHAJU

(CCAUBCM175)

Under the supervision of

Mr. EDWIN ANTONY



DEPARTMENT OF COMMERCE

CHRIST COLLEGE (AUTONOMOUS), IRINJALAKUDA

UNIVERSITY OF CALICUT

MARCH 2023

CHRIST COLLEGE (AUTONOMOUS), IRINJALAKUDA

CALICUT UNIVERSITY



DEPARTMENT OF COMMERCE

CERTIFICATE

This is to certify that the project report entitled "A STUDY ON BRAND PREFERNCE OF MOBILE PHONES AMONG STUDENTS IN CHRIST COLLEGE (AUTONOMOUS) IRNJALAKUDA" is a bonafide record of project done by BENJAMIN SHAJU, Reg. No. CCAUBCM175, under my guidance and supervision in partial fulfilment of the requirement for the award of the degree of BACHELOR OF COMMERCE and it has not previously formed the basis for any Degree, Diploma and Associateship or Fellowship.

Asso.Prof. K.J. Joseph
Co-ordinator

Mr. EDWIN ANTONY
Project Guide




DECLARATION

I, **BENJAMIN SHAJU**, hereby declare that the project work entitled "**A STUDY ON BRAND PREFERENCE OF MOBILE PHONES AMONG STUDENTS IN CHRIST COLEGE (AUTONOMOUS) IRINJALAKUDA**" is a record of independent and bonafide project work carried out by me under the supervision and guidance of Mr. Edwin Antony Asst. Professor-On contract, Department of Commerce, Christ College (Autonomous), Irinjalakuda.

The information and data given in the report is authentic to the best of my knowledge. The report has not been previously submitted for the award of any Degree, Diploma, Associateship or other similar title of any other university or institute.

Place: Irinjalakuda

Date: 13 | 3 | 23



BENJAMIN SHAJU

CCAUBCM175

ACKNOWLEDGEMENT

I would like to take the opportunity to express my profound thanks and gratitude to all people who have helped me with sound advice and able guidance.

Above all, I express my eternal gratitude to the Lord Almighty under whose divine guidance; I have been able to complete this work successfully. I would like to express my sincere obligation to Rev. Dr. Jolly Andrews CMI our Principal, for providing various facilities.

I am thankful to Asso.Prof. K.J. Joseph, Co-ordinator of the Department, for providing proper help and encouragement in the preparation of this report.

I am thankful to my class teacher, Ms.Teena Thomas, Asst. Professor-on contract, for providing proper help and encouragement in the preparation of this report.

I express my sincere gratitude to Mr. Edwin Antony, Asst. Professor-on contract, whose guidance and support throughout the training period helped me to complete this work successfully.

I would like to express my profound gratitude to all the faculties of the department for their interest and cooperation in this regard.

I extend my hearty gratitude to the Librarian and other library staffs of my college for their wholehearted cooperation.

I express my sincere thanks to my friends and family for their support in completing this report successfully.

Place: Irinjalakuda

BENJAMIN SHAJU

Date: 13|03|2023

TABLE OF CONTENTS

SL.NO	CONTENTS	
	LIST OF TABLES	
	LIST OF FIGURES	
CHAPTER I	INTRODUCTION	1 – 5
CHAPTER II	REVIEW OF LITERATURE	6 - 10
CHAPTER III	THEORETICAL FRAMEWORK	11 - 15
CHAPTER IV	DATA ANALYSIS AND INTERPRETATION	16 - 36
CHAPTER V	FINDINGS, SUGGESTIONS AND CONCLUSIONS	37 – 40
	BIBLIOGRAPHY	
	APPENDIX	

LIST OF TABLES

TABLE NO	TITLE	PAGE NO:
4.1.	Table showing the gender of respondents	17
4.2	Table showing the education of respondents	18
4.3	Table showing the respondents having own mobile phone	19
4.4	Table showing the type of mobile phones of respondents	20
4.5	Table showing the preferred mobile brands by respondents	21
4.6	Table showing the reasons for choosing this brand	22
4.7	Table showing the most used features in mobile phone	23
4.8	Table showing the amount spend for buying a mobile phone	24
4.9	Table showing the average time spend on mobile phones	25
4.10	Table showing the size of mobile phones	26
4.11	Table showing the media of advertisement influencing purchase	27

4.12	Table showing the satisfaction regarding the security provided by the company	28
4.13	Table showing the responses on whether marketing program influence the purchasing power	29
4.14	Table showing the recommendation towards current brand to others	30
4.15	Table showing the response on whether they choose to buy same brand in future	31
4.16	Table showing the satisfaction level of availability of products in the market	32
4.17	Table showing the satisfaction level on perceived quality and actual quality of mobile phones	33
4.18	Table showing the mobile phones brands which provide more updates	34
4.19	Table showing the responses on whether camera quality of phone meets the expectations	35
4.20	Table showing the satisfaction level on audio and video quality of mobile phones	36

LIST OF FIGURES

TABLE NO	TITLE	PAGE NO:
4.1.	Figure showing the gender of respondents	17
4.2	Figure showing the Education of respondents	18
4.3	Figure showing respondents having own mobile phones	19
4.4	Figure showing type of mobile phones of respondents	20
4.5	Figure showing preferred mobile brands by respondents	21
4.6	Figure showing reasons for choosing this brand	22
4.7	Figure showing most used feature	23
4.8	Figure showing amount spend for buying a mobile phone	24
4.9	Figure showing time spend on mobile phones	25
4.10	Figure showing size of mobile phones	26
4.11	Figure showing media of advertisement influencing purchase	27
4.12	Figure showing satisfaction regarding the security provided by the company	28

4.13	Figure showing marketing program influence the purchasing power	29
4.14	Figure showing recommendation towards current brand to others	30
4.15	Figure showing response on whether they choose to buy same brand in future	31
4.16	Figure showing satisfaction level of availability of product in the market	32
4.17	Figure showing satisfaction level on perceived quality and actual quality of mobile phones	33
4.18	Figure showing mobile phone brands which provide more updates	34
4.19	Figure showing response on whether camera quality of phone meets the expectations	35
4.20	Figure showing satisfaction level on audio and video quality of mobile phones	36

**“A STUDY ON INVESTORS PREFERENCE TOWARDS
GOLD INVESTMENT”**

Project Report submitted to

CHRIST COLLEGE (AUTONOMOUS) IRINJALAKUDA

In partial fulfilment of the requirement for the award of the degree of

BACHELOR OF COMMERCE

Submitted by

JOMON BIJU

(CCAUBCM155)

Under the supervision of

Ms. SWATHY V CHANDRAN



DEPARTMENT OF COMMERCE


CHRIST COLLEGE (AUTONOMOUS), IRINJALAKUDA

UNIVERSITY OF CALICUT

MARCH 2023

CHRIST COLLEGE (AUTONOMOUS), IRINJALAKUDA

CALICUT UNIVERSITY



DEPARTMENT OF COMMERCE

CERTIFICATE

This is to certify that the project report entitled “**A Study on Investors Preference Towards Gold Investment**” is a bonafide record of project done by **JOMON BIJU**, Reg. No. CCAUBCM155, under my guidance and supervision in partial fulfilment of the requirement for the award of the degree of **BACHELOR OF COMMERCE** and it has not previously formed the basis for any Degree, Diploma and Associateship or Fellowship.

Ass. Prof. K.J JOSEPH

Co-ordinator

Ms. SWATHY V CHANDRAN

Project Guide



DECLARATION

I, **JOMON BIJU**, hereby declare that the project work entitled “**A STUDY ON INVESTORS PREFERNCE TOWARDS GOLD INVESTMENT**” is a record of independent and bonafide project work carried out by me under the supervision and guidance of Ms. Swathy V Chandran, Asst. Professor-On contract, Department of Commerce, Christ College (Autonomous), Irinjalakuda.

The information and data given in the report is authentic to the best of my knowledge. The report has not been previously submitted for the award of any Degree, Diploma, Associateship or other similar title of any other university or institute.

Place: Irinjalakuda

Date: 15-03-2023



JOMON BIJU

CCAUBCM155

ACKNOWLEDGEMENT

I would like to take the opportunity to express my profound thanks and gratitude to all people who have helped me with sound advice and able guidance.

Above all, I express my eternal gratitude to the Lord Almighty under whose divine guidance; I have been able to complete this work successfully.

I would like to express my sincere obligation to Rev. Dr. Jolly Andrews CMI our Principal, for providing various facilities.

I am thankful to Asso.Prof. K.J. Joseph, Co-ordinator of the Department, for providing proper help and encouragement in the preparation of this report.

I am thankful to my class teacher, Ms. Teena Thomas, Asst. Professor-On contract, for providing proper help and encouragement in the preparation of this report.

I express my sincere gratitude to Ms. Swathy V Chandran , Asst. Professor-On contract, whose guidance and support throughout the training period helped me to complete this work successfully.

I would like to express my profound gratitude to all the faculties of the department for their interest and cooperation in this regard.

I extend my hearty gratitude to the librarian and other library staffs of my college for their wholehearted cooperation.

I express my sincere thanks to my friends and family for their support in completing this report successfully.

Place: Irinjalakuda

JOMON BIJU

Date:

TABLES OF CONTENTS

SL.NO	CONTENTS	PAGE NO.
	LIST OF TABLES	
	LIST OF FIGURES	
CHAPTER I	INTRODUCTION	1-4
CHAPTER II	REVIEW OF LITERATURE	5-9
CHAPTER III	THEORETICAL FRAMEWORK	10-14
CHAPTER IV	DATA ANALYSIS AND INTERPRETATION	15-34
CHAPTER V	FINDINGS, SUGGESTIONS & CONCLUSION	35-37
	BIBLIOGRAPHY	38

LIST OF TABLES

TABLE NO	TITLE	PAGE NO:
4.1	Table Showing Gender Distribution of Respondents	15
4.2	Table showing Occupation	16
4.3	Table showing Family income per month	17
4.4	Table showing Factors influencing preference towards gold investment	18
4.5	Table showing Gold buying pattern	20
4.6	Table Showing Pattern of gold investment	21
4.7	Table Showing Spending behaviour of respondents	22
4.8	Table Showing Respondents purchasing of gold through online	23
4.9	Table Showing whether the respondents check the making charges of gold before purchase	24
4.10	Table Showing Whether the making charges affects the respondents purchase	25
4.11	Table Showing whether the respondents have ever purchased without receiving a bill	26
4.12	Table Showing whether the respondents check the gold rate before the purchase	27
4.13	Table Showing whether the respondents pre-booked the gold considering the price may increase in future	28

4.14	Table Showing whether fluctuation in the price affects the purchase	29
4.15	Table Showing whether the respondent have a clear idea about the tax charged	30
4.16	Table Showing whether the respondent have received a discount	31
4.17	Table Showing preference of gold over other investment avenues	32
4.18	Table Showing whether the variety of collection is important to the respondents	33
4.19	Table Showing whether the brand is important to the respondents	34

LIST OF FIGURES

TABLE NO	TITLE	PAGE NO:
4.1	Figure Showing Gender Distribution of Respondents	15
4.2	Figure showing Occupation	16
4.3	Figure showing Family income per month	17
4.4	Figure showing Factors influencing preference towards gold investment	19
4.5	Figure showing Gold buying pattern	20
4.6	Figure showing Pattern of gold investment	21
4.7	Figure showing Spending behaviour of respondents	22
4.8	Figure showing Respondents purchasing of gold through online	23
4.9	Figure showing whether the respondents check the making charges of gold before purchase	24
4.10	Figure showing Whether the making charges affects the respondents purchase	25
4.11	Figure showing whether the respondents have ever purchased without receiving a bill	26
4.12	Figure showing whether the respondents check the gold rate before the purchase	27
4.13	Figure showing whether the respondents pre-booked the gold considering the price may increase in future	28

4.14	Figure showing whether fluctuation in the price affects the purchase	29
4.15	Figure showing whether the respondent have a clear idea about the tax charged	30
4.16	Figure showing whether the respondent have received a discount	31
4.17	Figure showing preference of gold over other investment avenues	32
4.18	Figure showing whether the variety of collection is important to the respondents	33
4.19	Figure showing whether the brand is important to the respondents	34

**“A STUDY ON FINANCIAL PERFORMANCE OF KSE LTD
IRINJALAKUDA”**

Project Report submitted to

CHRIST COLLEGE (AUTONOMOUS)

In partial fulfilment of the requirement for the award of the degree of

BACHELOR OF COMMERCE

Submitted by

KUTHOOR SHAWN STANLEY

(CCAUBCM156)

Under the supervision of

Ms.SIJI CL



DEPARTMENT OF COMMERCE

CHRIST COLLEGE (AUTONOMOUS), IRINJALAKUDA

UNIVERSITY OF CALICUT

MARCH 2023

**CHRIST COLLEGE (AUTONOMOUS), IRINJALAKUDA
CALICUT UNIVERSITY**



**DEPARTMENT OF COMMERCE
CERTIFICATE**

This is to certify that the project report entitled “**A Study on the Financial performance of KSE LTD Irinjalakuda**” is a bonafide record of project done by **KUTHOOR SHAWN STANLEY**, Reg. No. CCAUBCM156, under my guidance and supervision in partial fulfilment of the requirement for the award of the degree of **BACHELOR OF COMMERCE** and it has not previously formed the basis for any Degree, Diploma and Associateship or Fellowship.

Asso.Prof. K.J. Joseph
Co-ordinator

Ms. SIJI C.L
Project Guide




DECLARATION

I, **KUTHOOR SHAWN STANLEY**, hereby declare that the project work entitled “**A STUDY ON FINANCIAL PERFORMANCE OF KSE LTD, IRINJALAKUDA**” is a record of independent and bonafide project work carried out by me under the supervision and guidance of Ms. **SIJI C.L** Assistant Professor, Department of Commerce, Christ College, Irinjalakuda.

The information and data given in the report is authentic to the best of my knowledge. The report has not been previously submitted for the award of any Degree, Diploma, Associateship or other similar title of any other university or institute.

Place: Irinjalakuda

Date: 13/03/2023



KUTHOOR SHAWN STANLEY

CCAUBCM156

ACKNOWLEDGEMENT

I would like to take the opportunity to express my sincere gratitude to all people who have helped me with sound advice and able guidance.

Above all, I express my eternal gratitude to the Lord Almighty under whose divine guidance; I have been able to complete this work successfully.

I would like to express my sincere obligation to **Rev. Dr. Jolly Andrews**, Principal-in Charge, Christ College Irinjalakuda for providing various facilities.

I am thankful to Prof. K.J. JOSEPH, Co-ordinator of B.Com (Finance), for providing proper help and encouragement in the preparation of this report.

I am thankful to Ms. TEENA THOMAS, Class teacher for her cordial support, valuable information and guidance, which helped me in completing this task through various stages.

I express my sincere gratitude to Ms. SIJI C.L., Assistant Professor, whose guidance and support throughout the training period helped me to complete this work successfully.

I would like to express my gratitude to all the faculties of the Department for their interest and cooperation in this regard.

I extend my hearty gratitude to the librarian and other library staffs of my college for their wholehearted cooperation.

I express my sincere thanks to my friends and family for their support in completing this report successfully.

Place: Irinjalakuda

Date: 13/3/2023

KUTHOOR SHAWN STANLEY

CCAUBCM156

TABLES OF CONTENTS

SL.NO	CONTENTS	PAGE NO:
	LIST OF TABLES	
	LIST OF FIGURES	
CHAPTER I	INTRODUCTION	01-04
CHAPTER II	REVIEW OF LITERATURE	05-08
CHAPTER III	THEORETICAL FRAMEWORK	09-17
CHAPTER IV	DATA ANALYSIS AND INTERPRETATION	18-29
CHAPTER V	FINDINGS, SUGGESTIONS & CONCLUSION	30-33
	BIBLIOGRAPHY	34-35
	ANNEXURE	36-41

LIST OF TABLES

TABLE NO:	TITLE	PAGE NO:
4.1	Table showing current ratio	19
4.2	Table showing liquid ratio	20
4.3	Table showing net profit ratio	21
4.4	Table showing operating ratio	22
4.5	Table showing operating profit ratio	23
4.6	Table showing return on investment ratio	24
4.7	Table showing return on total assets ratio	25
4.8	Table showing return on investment ratio	26
4.9	Table showing inventory turnover ratio	27
4.10	Table showing working capital turnover ratio	28
4.11	Table showing Debt- Equity ratio	29

LIST OF FIGURES

FIGURE NO:	TITLE	PAGE NO:
4.1	Figure showing current ratio	19
4.2	Figure showing liquid ratio	20
4.3	Figure showing net profit ratio	21
4.4	Figure showing operating ratio	22
4.5	Figure showing operating profit ratio	23
4.6	Figure showing return on investment ratio	24
4.7	Figure showing return on total assets ratio	25
4.8	Figure showing return on shareholders fund ratio	26
4.9	Figure showing inventory turnover ratio	27
4.10	Figure showing working capital turnover ratio	28
4.11	Figure showing Debt- Equity ratio	29

**“A STUDY ON CUSTOMER SATISFACTION OF
FLIPKART WITH SPECIAL REFERENCE TO
IRINJALAKUDA MUNICIPALITY”**

Project Report submitted to

CHRIST COLLEGE (AUTONOMOUS)

In partial fulfilment of the requirement for the award of the degree of

BACHELOR OF COMMERCE

Submitted by

NEETHU JOSE. K

(CCAUBCM157)

Under the supervision of

Ms. HARITHA C.R



DEPARTMENT OF COMMERCE

CHRIST COLLEGE (AUTONOMOUS), IRINJALAKUDA

UNIVERSITY OF CALICUT

MARCH 2023

CHRIST COLLEGE (AUTONOMOUS), IRINJALAKUDA

CALICUT UNIVERSITY



DEPARTMENT OF COMMERCE

CERTIFICATE

This is to certify that the project report entitled “**A STUDY ON CUSTOMER SATISFACTION OF FLIPKART WITH SPECIAL REFERENCE TO IRINJALAKUDA MUNICIPALITY**” is a bonafide record of project done by **NEETHU JOSE. K**, Reg. No. CCAUBCM157, under my guidance and supervision in partial fulfilment of the requirement for the award of the degree of **BACHELOR OF COMMERCE** and it has not previously formed the basis for any Degree, Diploma and Associateship or Fellowship.

Asso.Prof. K.J. Joseph

Co-ordinator

Ms. HARITHA C.R

Project Guide



DECLARATION

I, NEETHU JOSE. K, hereby declare that the project work entitled “A STUDY ON CUSTOMER SATISFACTION OF FLIPKART WITH SPECIAL REFERENCE TO IRINJALAKUDA MUNICIPALITY” is a record of independent and bonafide project work carried out by me under the supervision and guidance of Ms. Haritha C. R Asst. Professor-On contract, Department of Commerce, Christ College (Autonomous), Irinjalakuda.

The information and data given in the report is authentic to the best of my knowledge. The report has not been previously submitted for the award of any Degree, Diploma, Associateship or other similar title of any other university or institute.

Place: Irinjalakuda

Date: 13/03/2023



NEETHU JOSE. K

CCAUBCM157

ACKNOWLEDGEMENT

I would like to take the opportunity to express my preferred thanks and gratitude to all people who have helped me with sound advice and able guidance.

Above all, I express my eternal gratitude to the Lord Almighty under whose divine guidance; I have been able to complete this work successfully.

I would like to express my sincere obligation to Rev. Dr. Jolly Andrews CMI our principal, for providing various facilities.

I am thankful to Asso. Prof. K.J. Joseph, Co-ordinator of the Department, for providing proper help and encouragement in the preparation of this report.

I am thankful to my class teacher, Ms. Teena Thomas, Asst. Professor-On contract, for providing proper help and encouragement in the preparation of this report.

I express my sincere gratitude to Ms. Haritha C.R, Asst. Professor-On contract, whose guidance and support throughout the training period helped me to complete this work successfully.

I would like to express my preferred gratitude to all the faculties of the department for their interest and cooperation in this regard.

I extend my hearty gratitude to the librarian and other library staffs of my college for their wholehearted cooperation.

I express my sincere thanks to my friends and family for their support in completing this report successfully.

Place: Irinjalakuda

NEETHU JOSE.K

Date:

CONTENTS

SL.NO	TITLE	Page No.
1	LIST OF TABLES	
2	LIST OF FIGURES	
3	CHAPTER 1: INTRODUCTION	1-6
4	CHAPTER 2: REVIEW OF LITERATURE	7-11
5	CHAPTER 3: THEORETICAL FRAMEWORK	12-20
6	CHAPTER 4: DATA ANALYSIS AND INTERPRETATION	21-45
7	CHAPTER 5: FINDINGS, SUGGESTIONS & CONCLUSION	46-50
8	BIBLIOGRAPHY	51-53
9	APPENDIX	54-61

LIST OF TABLES

TABLE NO:	TITLE	PAGE NO:
4.1.	Age wise classification	22
4.2	Gender wise classification	23
4.3	Level of occupation	24
4.4	The response towards usage of Flipkart before.	25
4.5	Frequency of purchasing from Flipkart.	26
4.6	The response towards what factor influenced respondent's decision to purchase products from Flipkart.	27
4.7	Respondents' satisfaction level on variety of products available in Flipkart.	28
4.8	The response towards how easy was to find the product respondents were looking for at Flipkart.	29
4.9	Respondents rating on pricing of products purchased from Flipkart.	30
4.10	The Response towards the methods of payment usually preferred.	31

4.11	The response regarding main concern when purchasing products from Flipkart.	32
4.12	Response regarding awareness of Flipkart.	33
4.13	Response on satisfaction level of respondents, regarding delivery speed of Flipkart purchase.	34
4.14	Response on any problems faced during purchase.	35
4.15	Response on any problem during the delivery of purchased item.	36
4.16	Respondents respond towards returning their product purchased through Flipkart.	37
4.17	Respondent's response towards level of security provided during the Flipkart purchase process.	38
4.18	Respondent's satisfaction level on product description and details of the product in Flipkart.	39
4.19	Respondent's response towards any issues faced with the customer service while purchasing product in Flipkart	40
4.20	Respondent's response towards any issues regarding payment securities while making purchase in Flipkart.	41

4.21	The respondent's respond towards customer care services provided by Flipkart.	42
4.22	The respond on purchasing products through Flipkart if there is a physical store to visit and inspect the items before buying.	43
4.23	The response towards recommendation of Flipkart app to friends or family.	44
4.24	Respondent's overall experience of purchasing products through online.	45

LIST OF FIGURES

TABLE NO	TITLE	PAGE NO:
4.1.	Age wise classification	22
4.2	Gender wise classification	23
4.3	Level of occupation	24
4.4	The response towards usage of Flipkart before.	25
4.5	Frequency of purchasing from Flipkart.	26
4.6	The response towards what factor influenced respondent's decision to purchase products from Flipkart	27
4.7	Respondents' satisfaction level on variety of products available in Flipkart.	28
4.8	The response towards how easy was to find the product respondents were looking for at Flipkart.	29
4.9	Respondents rating on pricing of products purchased from Flipkart.	30
4.10	The Response towards the methods of payment usually preferred	31
4.11	The response regarding main concern when purchasing products from Flipkart.	32

4.12	Response regarding awareness of Flipkart	33
4.13	Response on satisfaction level of respondents, regarding g delivery speed of Flipkart purchase.	34
4.14	Response on any problems faced during purchase	35
4.15	Response on any problem during the delivery of purchased item.	36
4.16	Respondent's respond towards returning their product purchased through Flipkart.	37
4.17	Respondent's response towards level of security provided during the Flipkart purchase process.	38
4.18	Respondent's satisfaction level on product description and details of the product in Flipkart	39
4.19	Respondent's response towards any issues faced with the customer service while purchasing product in Flipkart.	40
4.20	Respondent's response towards any issues regarding payment securities while making purchase in Flipkart.	41
4.21	The respondent's respond towards customer care services provided by Flipkart.	42
4.22	The respond on purchasing products through Flipkart if there is a physical store to visit and inspect the items before buying.	43

4.23	The response towards recommendation of Flipkart app to friends or family.	44
4.24	Respondent's overall experience of purchasing products through online.	45

**“A STUDY ON CONSUMER BEHAVIOUR TOWARDS
COSMETIC INDUSTRY AND INFLUENCER MARKETING”**

Project Report submitted to

CHRIST COLLEGE (AUTONOMOUS)

In partial fulfilment of the requirement for the award of the degree of

BACHELOR OF COMMERCE

Submitted by

SHIFANA K A

(CCAUBCM158)

Under the supervision of

Ms. SHINY A.O



DEPARTMENT OF COMMERCE

CHRIST COLLEGE (AUTONOMOUS), IRINJALAKUDA

UNIVERSITY OF CALICUT

MARCH 2023

CHRIST COLLEGE (AUTONOMOUS), IRINJALAKUDA

CALICUT UNIVERSITY



DEPARTMENT OF COMMERCE

CERTIFICATE

This is to certify that the project report entitled “**A STUDY ON CONSUMER BEHAVIOUR TOWARDS COSMETIC INDUSTRY AND INFLUENCER MARKETING**” is a bonafide record of project done by **SHIFANA K A**, Reg. No. CCAUBCM158, under my guidance and supervision in partial fulfillment of the requirement for the award of the degree of **BACHELOR OF COMMERCE** and it has not previously formed the basis for any Degree, Diploma and Associateship or Fellowship.

K.J. Joseph

Asso. Prof. K.J. Joseph

Co-ordinator

Ms. SHINY A.O.

Project Guide



DECLARATION

I, **AITHEL SHAJU**, hereby declare that the project work entitled “**A STUDY ON CONSUMER BEHAVIOUR TOWARDS COSMETIC INDUSTRY AND INFLUENCER MARKETING**” is a record of independent and bonafide project work carried out by me under the supervision and guidance of Ms.Shiny A.O Asst. Professor-On contract, Department of Commerce, Christ College (Autonomous), Irinjalakuda.

The information and data given in the report is authentic to the best of my knowledge. The report has not been previously submitted for the award of any Degree, Diploma, Associateship or other similar title of any other university or institute.

Place: Irinjalakuda

SHIFANA K A

Date: 24/02/2023

CCAUBCM158

ACKNOWLEDGEMENT

I would like to take the opportunity to express my preferred thanks and gratitude to all people who have helped me with sound advice and able guidance.

Above all, I express my eternal gratitude to the Lord Almighty under whose divine guidance; I have been able to complete this work successfully.

I would like to express my sincere obligation to **Rev. Dr. Jolly Andrews CMI** our principal, for providing various facilities.

I am thankful to Asso.Prof. K.J. Joseph, Co-ordinator of the Department, for providing proper help and encouragement in the preparation of this report.

I am thankful to my class teacher, Ms. Teena Thomas, Asst. Professor-On contract, for providing proper help and encouragement in the preparation of this report.

I express my sincere gratitude to Ms. Shiny A.O, Asst. Professor-On contract, whose guidance and support throughout the training period helped me to complete this work successfully.

I would like to express my preferred gratitude to all the faculties of the department for their interest and cooperation in this regard.

I extend my hearty gratitude to the librarian and other library staffs of my college for their wholehearted cooperation.

I express my sincere thanks to my friends and family for their support in completing this report successfully.

Place: Irinjalakuda

SHIFANA K A

Date:24/01/2023

TABLE OF CONTENTS

SI. No	TITLE	PAGE No
	LIST OF TABLES	
	LIST OF FIGURES	
CHAPTER 1	INTRODUCTION	1-4
CHAPTER 2	REVIEW OF LITERATURE	5-6
CHAPTER 3	THEORETICAL FRAMEWORK	7-8
CHAPTER 4	DATA ANALYSIS AND INTERPRETATION	9-29
CHAPTER 5	FINDINGS, CONCLUSION AND SUGGESTIONS	30-33
	BIBILIOGRAPHY	

LIST OF TABLES

TABLE NO.	TITLE	PAGE NO.
4.1	Table showing the classification of the respondents on the basis of gender.	9
4.2	Table showing consumption frequency of respondents.	10
4.3	Table showing the classification of the respondents on the basis of different kinds of cosmetic products they spend more on.	11
4.4	Table showing product preference.	12
4.5	Table showing the classification of respondents on the basis of noticing paid promotion content on social media.	13
4.6	Table showing the opinion of respondents on watching paid promotion of content created by influencers to the fullest.	14
4.7	Table showing the classification of respondents on the basis of previous cosmetic purchases made after influenced by a influencer paid promotion content.	15
4.8	Table showing the opinion of respondents on increasing trust towards influencer marketing	16
4.9	Table showing classification of respondents on the basis of usage of coupon code.	17
4.10	Table showing the classification with familiarity with influencer marketing.	18
4.11	Table showing the opinion of respondents on the influencer marketing changed the cosmetic marketing trend.	19

4.12	Table shows the opinion of respondents in how effective is product reviews in influencer marketing.	20
4.13	Table shows opinion of respondents that do they believe that influencer marketing has a positive or negative impact on the perception of cosmetic brands.	21
4.14	Table shows opinion of respondents on How do influencer recommendations influence cosmetic product purchases compared to other factors such as brand reputation product ingredients and price.	22
4.15	Table shows opinion of respondent's on How often they buy cosmetic products under the influence of a celebrity.	23
4.16	Table shows opinion on effectiveness of influencer marketing.	24
4.17	Table shows respondents' opinions on how likely they suggest such promotional videos or post them to family or friend.	25
4.18	Table shows respondents' opinion on whether influencer marketing has more influence over traditional marketing.	26
4.19	Table shows chance of purchasing product if it is endorsed by celebrity or micro influencer.	27
4.20	Table shows satisfaction on purchase under influencer marketing.	28
4.21	Table shows changes noticed on spending behavior and self-care consciousness after being influenced.	29

LIST OF FIGURES

FIGURE NO.	TITLE	PAGE NO.
4.1	Graph showing gender classification	9
4.2	Graph showing consumption frequency of respondents	10
4.3	Graph showing product preference.	11
4.4	Graph showing review consultation based classification.	12
4.5	Graph showing the classification of respondents on the basis of noticing paid promotion content.	13
4.6	Graph shows the opinion towards paid promotion contents.	14
4.7	Graph showing the analysis of previous purchase.	15
4.8	Graph showing increase in trust on influencer marketing.	16
4.9	Graph showing classification on coupon code usage.	17
4.10	Graph showing classification on familiarity.	18
4.11	Graph showing opinion on effect of cosmetic trend change.	19
4.12	Graph showing effect of influencer marketing.	20
4.13	Graph showing the opinion on influencer marketing impact.	21

4.14	Graph showing opinion towards influencer product purchase.	22
4.15	Graph shows purchase of products under influencer marketing.	23
4.16	Graph on the opinion on effectiveness of influencer marketing.	24
4.17	Graph on the suggestion of promotion content	25
4.18	Graph showing effectiveness of influencer marketing over traditional marketing.	26
4.19	Graph shows chance of purchasing product if it is endorsed by celebrity or micro influencer.	27
4.20	Graph shows satisfaction on purchase under influencer marketing.	28
4.21	Graph shows changes noticed on spending behavior and self-care consciousness after being influenced.	29

**“ATTITUDE OF CUSTOMERS TOWARDS
UPI PAYMENT”**

Project Report submitted to

CHRIST COLLEGE (AUTONOMOUS)

In partial fulfillment of the requirement for the award of the degree of

BACHELOR OF COMMERCE

Submitted by

SWENA K R

(CCAUBCM159)

Under the supervision of

Ms. SREELAKSHMI K



DEPARTMENT OF COMMERCE

CHRIST COLLEGE (AUTONOMOUS), IRINJALAKUDA

UNIVERSITY OF CALICUT

MARCH 2023

CHRIST COLLEGE (AUTONOMOUS), IRINJALAKUDA

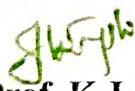
CALICUT UNIVERSITY




DEPARTMENT OF COMMERCE

CERTIFICATE

This is to certify that the project report entitled “**ATTITUDE OF CUSTOMERS TOWARDS UPI PAYMENT**” is a bonafide record of project done by **SWENA K R** under my guidance and supervision in partial fulfillment of the requirement for the award of the degree of **BACHELOR OF COMMERCE** and it has not previously formed the basis for any Degree, Diploma and Associate ship or Fellowship.


Asso.Prof. K.J. Joseph
Co-ordinator


Ms. SREELAKSHMI K
Project Guide



DECLARATION

I, **SWENA K R**, hereby declare that the project work entitled “**ATTITUDE OF CUSTOMERS TOWARDS UPI PAYMENT**” is a record of independent and bonafide project work carried out by us under the supervision and guidance of Ms. Sreelakshmi K Asst. Professor-On contract, Department of Commerce, Christ College (Autonomous), Irinjalakuda. The information and data given in the report is authentic to the best of our knowledge. The report has not been previously submitted for the award of any Degree, Diploma, Associateship or other similar title of any other university or institute.

Place: Irinjalakuda

Date 13/03/2023



SWENA K R

CCAUBCM159

ACKNOWLEDGEMENT

I would like to take the opportunity to express my preferred thanks and gratitude to all people who have helped me with sound advice and able guidance.

Above all, I express my eternal gratitude to the Lord Almighty under whose divine guidance; I have been able to complete this work successfully.

I would like to express my sincere obligation to Rev. Dr. Jolly Andrews CMI our Principal, for providing various facilities.

I am thankful to Asso.Prof. K.J. Joseph, Co-ordinator of the Department, for providing proper help and encouragement in the preparation of this report.

I am thankful to my class teacher, Ms. Teena Thomas, Asst. Professor-On contract, for providing proper help and encouragement in the preparation of this report.

I express my sincere gratitude to Ms. Sreelakshmi K , Asst. Professor-On contract, whose guidance and support throughout the training period helped me to complete this work successfully.

I would like to express my preferred gratitude to all the faculties of the department for their interest and cooperation in this regard.

I extend my hearty gratitude to the librarian and other library staffs of my college for their wholehearted cooperation.

I express my sincere thanks to my friends and family for their support in completing this report successfully.

Place: Irinjalakuda

SWENA K R

Date: 13/08/2023

TABLES OF CONTENTS

SL.NO	CONTENTS	PG. NO
	LIST OF TABLES	
CHAPTER I	INTRODUCTION	1 - 4
CHAPTER II	REVIEW OF LITERATURE	5 - 9
CHAPTER III	THEORITICAL FRAMEWORK	10 - 19
CHAPTER IV	DATA ANALYSIS AND INTERPRETATION	20 - 43
CHAPTER V	FINDINGS, SUGGESTIONS & CONCLUSION	44 -51
	BIBLIOGRAPHY	

LIST OF TABLES

TABLE NO	TITLE	PAGE NO:
4.1.	Table showing gender of the respondent	21
4.2	Table showing Age of the respondent	22
4.3	Table showing Educational Qualification of the respondent	23
4.4	Table showing No of respondent's using UPI System.	25
4.5	Table showing how often UPI system is used.	26
4.6	Table showing the period from which respondent's began the usage of UPI system.	27
4.7	Table showing the various apps preferred by respondents for paying bills and utilities	28
4.8	Table showing the main reasons why respondents prefer paying through these payment apps	29
4.9	Table showing the influence of pandemic on UPI system.	31
4.10	Table showing how respondents became familiar with UPI System	32
4.11	Table showing the view of respondents on whether UPI system helps in using money economically	33

4.12	Table showing what respondents think is the biggest disadvantage of UPI system	34
4.13	Table showing the respondent's perspective on whether Cash back and Rewards are helpful	36
4.14	Table showing if there was situation where UPI system caused problems	37
4.15	Table showing whether respondents worry while paying through UPI system.	38
4.16	Table showing respondent's perspective if UPI system has contributed to the benefit of society	39
4.17	Table showing whether elder and uneducated people find it hard to adapt to UPI system	40
4.18	Table showing various offers received while using UPI system	41
4.19	Table showing if offer provided by UPI benefitted the respondents	42
4.20	Table showing the decrease of cash usage after flourishing of UPI system	43

LIST OF FIGURES

FIGURE NO	TITLE	PAGE NO:
4.1.	Figure showing gender of the respondent	21
4.2	Figure showing Age of the respondent	22
4.3	Figure showing Educational Qualification of the respondent	24
4.4	Figure howing No of respondent's using UPI System.	25
4.5	Figure showing how often UPI system is used.	26
4.6	Figure showing the period from which respondent's began the usage of UPI system.	27
4.7	Figure showing the various apps preferred by respondents for paying bills and utilities	28
4.8	Figure howing the main reasons why respondents prefer paying through these payment apps	30
4.9	Figure showing the influence of pandemic on UPI system.	31
4.10	Figure showing how respondents became familiar with UPI System	32
4.11	Figure showing the view of respondents on whether UPI system helps in using money economically	33

4.12	Figure showing what respondents think is the biggest disadvantage of UPI system	35
4.13	Figure showing the respondent's perspective on whether Cash back and Rewards are helpful	36
4.14	Figure showing if there was situation where UPI system caused problems	37
4.15	Figure showing whether respondents worry while paying through UPI system.	38
4.16	Table showing respondent's perspective if UPI system has contributed to the benefit of society	39
4.17	Figure showing whether elder and uneducated people find it hard to adapt to UPI system	40
4.18	Figure showing various offers received while using UPI system	41
4.19	Figure showing if offer provided by UPI benefitted the respondents	42
4.20	Figure showing the decrease of cash usage after flourishing of UPI system	43

**“A STUDY ON IMPACT OF SOCIAL MEDIA ON CONSUMER
BEHAVIOUR”**

Project report submitted to

CHRIST COLLEGE (AUTONOMOUS)

In partial fulfilment of the requirement for the award of the degree of

BACHELOR OF COMMERCE

Submitted by

ABDUL RAHMAN SHAKEER

(CCAUBCM160)

Under the supervision of

Ms. TEENA THOMAS



DEPARTMENT OF COMMERCE

CHRIST COLLEGE (AUTONOMOUS), IRINJALAKUDA

UNIVERSITY OF CALICUT

MARCH 2023

CHRIST COLLEGE (AUTONOMOUS), IRINJALAKUDA

CALICUT UNIVERSITY



DEPARTMENT OF COMMERCE

CERTIFICATE

This is to certify that the project report entitled “**A Study on Impact of Social media on Consumer behavior**” is a bonafide record of project done by **ABDUL RAHMAN SHAKEER**, Reg. No. CCAUBCM160, under my guidance and supervision in partial fulfilment of the requirement for the award of the degree of **BACHELOR OF COMMERCE** and it has not previously formed the basis for any Degree, Diploma and Associateship or Fellowship.

Asso. Prof. K.J. Joseph

Co-Ordinator

Ms. TEENA THOMAS

Project Guide



DECLARATION

I, **ABDUL RAHMAN SHAKEER**, hereby declare that the project work entitled “**A STUDY ON IMPACT OF SOCIAL MEDIA ON CONSUMER BEHAVIOR**” is a record of independent and bonafide project work carried out by me under the supervision and guidance of Ms. Teena Thomas Asst. Professor-On contract, Department of Commerce, Christ College (Autonomous), Irinjalakuda.

The information and data given in the report is authentic to the best of my knowledge. The report has not been previously submitted for the award of any Degree, Diploma, Associateship or other similar title of any other university or institute.

Place: Irinjalakuda

ABDUL RAHMAN SHAKEER

Date:

CCAUBCM160

ACKNOWLEDGEMENT

I would like to take the opportunity to express my preferred thanks and gratitude to all people who have helped me with sound advice and able guidance.

Above all, I express my eternal gratitude to the Lord Almighty under whose divine guidance; I have been able to complete this work successfully.

I would like to express my sincere obligation to **Rev. Dr. Jolly Andrews CMI** our Principal, for providing various facilities.

I am thankful to Asso. Prof. K.J. Joseph, Co-Ordinator of the Department, for providing proper help and encouragement in the preparation of this report.

I am thankful to my class teacher, Ms. Teena Thomas, Asst. Professor-On contract, for providing proper help and encouragement in the preparation of this report.

I express my sincere gratitude to Ms. Sandhya V, Asst. Professor-On contract, whose guidance and support throughout the training period helped me to complete this work successfully.

I would like to express my preferred gratitude to all the faculties of the department for their interest and cooperation in this regard.

I extend my hearty gratitude to the librarian and other library staffs of my college for their wholehearted cooperation.

I express my sincere thanks to my friends and family for their support in completing this report successfully.

Place: Irinjalakuda

ABDUL RAHMAN SHAKEER

Date:

TABLES OF CONTENTS

SL. NO	CONTENTS	PAGE NO
	LIST OF TABLES	
	LIST OF FIGURES	
CHAPTER 1	INTRODUCTION	1-4
CHAPTER 2	REVIEW OF LITERATURE	5-8
CHAPTER 3	THEORETICAL FRAMEWORK	9-18
CHAPTER 4	DATA ANALYSIS AND INTERPRETATION	19-37
CHAPTER 5	FINDINGS, SUGGESTIONS & CONCLUSION	38-40
	BIBLIOGRAPHY	
	APPENDIX	

LIST OF TABLES

TABLE NO	TITLE	PAGE NO:
4.1.	Table showing Age group of the Respondents	19
4.2	Table showing Gender of the Respondents	20
4.3	Table showing Occupation of the Respondents	21
4.4	Table showing Income level of the Respondents	22
4.5	Table showing Education level of the Respondents	23
4.6	Table Showing the no of Social media users	24
4.7	Table Showing the social media used in majority by the participants	25
4.8	Table Showing the Social media consumption by the participants in a day.	26
4.9	Table showing Whether when making a purchase decision, does the participant seek out product or brand information on social media.	27
4.10	Table Showing How comfortable are participants with advertisements of products on social media on a scale of 1 to 5	28
4.11	Table Showing How often participants come across sponsored or paid ads on social media platforms.	29

4.12	Table Showing Participants have come across any targeted or sponsored ads today?	30
4.13	Table Showing How often does participants read reviews and feedback from other users on social media before making a purchase.	31
4.14	Table Showing How often does participants compare prices of products on social media and online stores before making a purchase.	32
4.15	Table Showing Any influence of social media on the participant's buying behavior in the past.	33
4.16	Table Showing How often participants purchase products based on the social media influencers' recommendations and reviews.	34
4.17	Table Showing Participants perception on if social media has a positive or negative impact on consumer behavior when it comes to making purchase decisions.	35
4.18	Table Showing Participants opinion on if social media platforms have a responsibility to ensure the accuracy of the information and advertisements presented to users.	36
4.19	Table Showing Participants suggestions on how social media platforms can improve the way they present information and ads to users, to help them make informed purchase decisions.	37

LIST OF FIGURES

TABLE NO	TITLE	PAGE NO:
4.1.	Figure showing Age group of the Respondents	19
4.2	Figure showing Gender of the Respondents	20
4.3	Figure showing Occupation of the Respondents	21
4.4	Figure showing Income level of the Respondents	22
4.5	Figure showing Education level of the Respondents	23
4.6	Figure Showing the no of Social media users	24
4.7	Figure Showing the social media used in majority by the participants	25
4.8	Figure Showing the Social media consumption by the participants in a day.	26
4.9	Figure showing Whether when making a purchase decision, does the participant seek out product or brand information on social media.	27
4.10	Figure Showing How comfortable are participants with advertisements of products on social media on a scale of 1 to 5	28
4.11	Figure Showing How often participants come across sponsored or paid ads on social media platforms.	29

4.12	Figure Showing Participants have come across any targeted or sponsored ads today?	30
4.13	Figure Showing How often does participants read reviews and feedback from other users on social media before making a purchase.	31
4.14	Figure Showing How often does participants compare prices of products on social media and online stores before making a purchase.	32
4.15	Figure Showing Any influence of social media on the participant's buying behavior in the past.	33
4.16	Figure Showing How often participants purchase products based on the social media influencers' recommendations and reviews.	34
4.17	Figure Showing Participants perception on if social media has a positive or negative impact on consumer behavior when it comes to making purchase decisions.	35
4.18	Figure Showing Participants opinion on if social media platforms have a responsibility to ensure the accuracy of the information and advertisements presented to users.	36
4.19	Figure Showing Participants suggestions on how social media platforms can improve the way they present information and ads to users, to help them make informed purchase decisions.	37

**“A STUDY ON CUSTOMER SATISFACTION TOWARDS
VESTA ICE CREAM”**

Project Report submitted to

CHRIST COLLEGE (AUTONOMOUS)

In partial fulfilment of the requirement for the award of the degree of

BACHELOR OF COMMERCE

Submitted by

ABHINAV M M

(CCAUBCM161)

Under the supervision of

Ms. SHINY A.O



DEPARTMENT OF COMMERCE

CHRIST COLLEGE(AUTONOMOUS), IRINJALAKUDA

UNIVERSITY OF CALICUT

MARCH 2023

CHRIST COLLEGE(AUTONOMOUS), IRINJALAKUDA

CALICUT UNIVERSITY



DEPARTMENT OF COMMERCE

CERTIFICATE

This is to certify that the project report entitled “A STUDY ON CUSTOMER SATISFACTION TOWARDS VESTA ICECREAM” is a bonafide record of project done by ABHINAV M M, Reg. No. CCAUBCM161, under my guidance and supervision in partial fulfilment of the requirement for the award of the degree of BACHELOR OF COMMERCE and it has not previously formed the basis for any Degree, Diploma and Associateship or Fellowship.

Asso.Prof. K.J. Joseph
Co-ordinator

Ms. SHINY A O
Project Guide



DECLARATION

I, **ABHINAV M M**, hereby declare that the project work entitled “**A STUDY ON CUSTOMER SATISFACTION TOWARDS VESTA ICE CREAM**” is a record of independent and bonafide project work carried out by me under the supervision and guidance of Ms.**SHINY A OAsst. Professor-On contract**, Department of Commerce, Christ College (Autonomous), Irinjalakuda.

The information and data given in the report is authentic to the best of my knowledge. The report has not been previously submitted for the award of any Degree, Diploma, Associateship or other similar title of any other university or institute.

Place: Irinjalakuda

Date: 13-03-2023



ABHINAV M M

CCAUBCM161

ACKNOWLEDGEMENT

I would like to take the opportunity to express my preferred thanks and gratitude to all people who have helped me with sound advice and able guidance.

Above all, I express my eternal gratitude to the Lord Almighty under whose divine guidance; I have been able to complete this work successfully.

I would like to express my sincere obligation to Rev. Dr. Jolly Andrews CMIour Principal, for providing various facilities.

I am thankful to Asso.Prof. K.J. Joseph, Co-ordinator of the Department, for providing proper help and encouragement in the preparation of this report.

I am thankful to my class teacher, Ms. Teena Thomas, Asst. Professor-On contract, for providing proper help and encouragement in the preparation of this report.

I express my sincere gratitude to Ms. Shiny A O, Asst. Professor-On contract, whose guidance and support throughout the training period helped me to complete this work successfully.

I would like to express my preferred gratitude to all the faculties of the department for their interest and cooperation in this regard.

I extend my hearty gratitude to the librarian and other library staffs of my college for their wholehearted cooperation.

I express my sincere thanks to my friends and family for their support in completing this report successfully.

Place: Irinjalakuda

ABHINAV M M

Date: 13/03/2023

TABLES OF CONTENTS

SL.NO	CONTENTS	PG NO:
	LIST OF TABLES	
	LIST OF GRAPHS	
CHAPTER I	INTRODUCTION	1-4
CHAPTER II	REVIEW OF LITERATURE	5-7
CHAPTER III	THEORETICAL FRAMEWORK	8-11
CHAPTER IV	DATA ANALYSIS AND INTERPRETATION	11-31
CHAPTER V	FINDINGS, SUGGESTIONS & CONCLUSION	32-35
	BIBLIOGRAPHY	
	APPENDIX	

LIST OF TABLES

TABLE NO	TITLE	PAGE NO:
4.1.	Table showing age of respondents	11
4.2	Table showing gender of respondents	12
4.3	Table showing brand and preference of respondents	13
4.4	Table showing awareness of vesta ice cream	14
4.5	Table showing how respondents come to know about vesta ice cream	15
4.6	Table Showing awareness of vesta ads	16
4.7	Table showing preferred media for vesta ads	17
4.8	Table Showing regular vesta customers	18
4.9	Table Showing preference of ice cream flavor	19
4.10	Table Showing occasion of ice cream purchase	20
4.11	Table showing rating of ice cream based on price	21
4.12	Table showing the rating of ice cream based on quality and taste	22
4.13	Table showing the rate of ice cream based on availability	23
4.14	Table showing the rate of ice cream based on packing	24
4.15	Table showing satisfaction towards vesta ice cream	25
4.16	Table showing frequency of purchase	26
4.17	Table showing place of purchase	27

4.18	Table showing the preference of having vesta ice cream	28
4.19	Table showing the promotion attracting customers	29
4.20	Table showing frequency of future recommendation to others	30
4.21	Table showing improvement to see in vesta ice cream	31

LIST OF GRAPHS

TABLE NO	TITLE	PAGE NO:
4.1.	Graph showing age of respondents	11
4.2	Graph showing gender of respondents	12
4.3	Graph showing brand and preference of respondents	13
4.4	Graph showing awareness of vesta ice cream	14
4.5	Graph showing how respondents come to know about vesta ice cream	15
4.6	Graph Showing awareness of vesta ads	16
4.7	Graph showing preferred media for vesta ads	17
4.8	Graph Showing regular vesta customers	18
4.9	Graph Showing preference of ice cream flavor	19
4.10	Graph Showing occasion of ice cream purchase	20
4.11	Graph showing rating of ice cream based on price	21
4.12	Graph showing the rating of ice cream based on quality and taste	22
4.13	Graph showing the rate of ice cream based on availability	23
4.14	Graph showing the rate of ice cream based on packing	24
4.15	Graph showing satisfaction towards vesta ice cream	25
4.16	Graph showing frequency of purchase	26
4.17	Graph showing place of purchase	27

4.18	Graph showing the preference of having vesta ice cream	28
4.19	Graph showing the promotion attracting customers	29
4.20	Graph showing frequency of future recommendation to others	30
4.21	Graph showing improvement to see in vesta ice cream	31

**“A STUDY ON CUSTOMER SATISFACTION OF
FLIPKART WITH SPECIAL REFERENCE TO
IRINJALAKUDA MUNICIPALITY”**

Project Report submitted to

CHRIST COLLEGE (AUTONOMOUS)

In partial fulfilment of the requirement for the award of the degree of

BACHELOR OF COMMERCE

Submitted by

ABISHEK N. J

(CCAUBCM162)

Under the supervision of

Ms. HARITHA C.R



DEPARTMENT OF COMMERCE

CHRIST COLLEGE (AUTONOMOUS), IRINJALAKUDA

UNIVERSITY OF CALICUT

MARCH 2023

CHRIST COLLEGE (AUTONOMOUS), IRINJALAKUDA

CALICUT UNIVERSITY



DEPARTMENT OF COMMERCE

CERTIFICATE

This is to certify that the project report entitled “**A STUDY ON CUSTOMER SATISFACTION OF FLIPKART WITH SPECIAL REFERENCE TO IRINJALAKUDA MUNICIPALITY**” is a bonafide record of project done by **ABISHEK N. J**, Reg. No. CCAUBCM162, under my guidance and supervision in partial fulfilment of the requirement for the award of the degree of **BACHELOR OF COMMERCE** and it has not previously formed the basis for any Degree, Diploma and Associateship or Fellowship.




Asso.Prof. K.J. Joseph

Co-ordinator



Ms. HARITHA C.R

Project Guide



DECLARATION

I, **ABISHEK N. J**, hereby declare that the project work entitled “**A STUDY ON CUSTOMER SATISFACTION OF FLIPKART WITH SPECIAL REFERENCE TO IRINJALAKUDA MUNICIPALITY**” is a record of independent and bonafide project work carried out by me under the supervision and guidance of Ms. Haritha C. R Asst. Professor-On contract, Department of Commerce, Christ College (Autonomous), Irinjalakuda.

The information and data given in the report is authentic to the best of my knowledge. The report has not been previously submitted for the award of any Degree, Diploma, Associateship or other similar title of any other university or institute.

Place: Irinjalakuda

Date: 13.03.2023


ABISHEK N. J

CCAUBCM162

ACKNOWLEDGEMENT

I would like to take the opportunity to express my preferred thanks and gratitude to all people who have helped me with sound advice and able guidance.

Above all, I express my eternal gratitude to the Lord Almighty under whose divine guidance; I have been able to complete this work successfully.

I would like to express my sincere obligation to Rev. Dr. Jolly Andrews CMI our principal, for providing various facilities.

I am thankful to Asso. Prof. K.J. Joseph, Co-ordinator of the Department, for providing proper help and encouragement in the preparation of this report.

I am thankful to my class teacher, Ms. Teena Thomas, Asst. Professor-On contract, for providing proper help and encouragement in the preparation of this report.

I express my sincere gratitude to Ms. Haritha C.R, Asst. Professor-On contract, whose guidance and support throughout the training period helped me to complete this work successfully.

I would like to express my preferred gratitude to all the faculties of the department for their interest and cooperation in this regard.

I extend my hearty gratitude to the librarian and other library staffs of my college for their wholehearted cooperation.

I express my sincere thanks to my friends and family for their support in completing this report successfully.

Place: Irinjalakuda

ABISHEK N. J

Date: 13/03/2023

CONTENTS

SL.NO	TITLE	Page No.
1	LIST OF TABLES	
2	LIST OF FIGURES	
3	CHAPTER 1: INTRODUCTION	1-6
4	CHAPTER 2: REVIEW OF LITERATURE	7-11
5	CHAPTER 3: THEORETICAL FRAMEWORK	12-20
6	CHAPTER 4: DATA ANALYSIS AND INTERPRETATION	21-45
7	CHAPTER 5: FINDINGS, SUGGESTIONS & CONCLUSION	46-50
8	BIBLIOGRAPHY	51-53
9	APPENDIX	54-61

LIST OF TABLES

TABLE NO:	TITLE	PAGE NO:
4.1.	Age wise classification	22
4.2	Gender wise classification	23
4.3	Level of occupation	24
4.4	The response towards usage of Flipkart before.	25
4.5	Frequency of purchasing from Flipkart.	26
4.6	The response towards what factor influenced respondent's decision to purchase products from Flipkart.	27
4.7	Respondents' satisfaction level on variety of products available in Flipkart.	28
4.8	The response towards how easy was to find the product respondents were looking for at Flipkart.	29
4.9	Respondents rating on pricing of products purchased from Flipkart.	30
4.10	The Response towards the methods of payment usually preferred.	31

4.11	The response regarding main concern when purchasing products from Flipkart.	32
4.12	Response regarding awareness of Flipkart.	33
4.13	Response on satisfaction level of respondents, regarding delivery speed of Flipkart purchase.	34
4.14	Response on any problems faced during purchase.	35
4.15	Response on any problem during the delivery of purchased item.	36
4.16	Respondents respond towards returning their product purchased through Flipkart.	37
4.17	Respondent's response towards level of security provided during the Flipkart purchase process.	38
4.18	Respondent's satisfaction level on product description and details of the product in Flipkart.	39
4.19	Respondent's response towards any issues faced with the customer service while purchasing product in Flipkart	40
4.20	Respondent's response towards any issues regarding payment securities while making purchase in Flipkart.	41

4.21	The respondent's respond towards customer care services provided by Flipkart.	42
4.22	The respond on purchasing products through Flipkart if there is a physical store to visit and inspect the items before buying.	43
4.23	The response towards recommendation of Flipkart app to friends or family.	44
4.24	Respondent's overall experience of purchasing products through online.	45

LIST OF FIGURES

TABLE NO	TITLE	PAGE NO:
4.1.	Age wise classification	22
4.2	Gender wise classification	23
4.3	Level of occupation	24
4.4	The response towards usage of Flipkart before.	25
4.5	Frequency of purchasing from Flipkart.	26
4.6	The response towards what factor influenced respondent's decision to purchase products from Flipkart	27
4.7	Respondents' satisfaction level on variety of products available in Flipkart.	28
4.8	The response towards how easy was to find the product respondents were looking for at Flipkart.	29
4.9	Respondents rating on pricing of products purchased from Flipkart.	30
4.10	The Response towards the methods of payment usually preferred	31
4.11	The response regarding main concern when purchasing products from Flipkart.	32

4.12	Response regarding awareness of Flipkart	33
4.13	Response on satisfaction level of respondents, regarding g delivery speed of Flipkart purchase.	34
4.14	Response on any problems faced during purchase	35
4.15	Response on any problem during the delivery of purchased item.	36
4.16	Respondent's respond towards returning their product purchased through Flipkart.	37
4.17	Respondent's response towards level of security provided during the Flipkart purchase process.	38
4.18	Respondent's satisfaction level on product description and details of the product in Flipkart	39
4.19	Respondent's response towards any issues faced with the customer service while purchasing product in Flipkart.	40
4.20	Respondent's response towards any issues regarding payment securities while making purchase in Flipkart.	41
4.21	The respondent's respond towards customer care services provided by Flipkart.	42
4.22	The respond on purchasing products through Flipkart if there is a physical store to visit and inspect the items before buying.	43

4.23	The response towards recommendation of Flipkart app to friends or family.	44
4.24	Respondent's overall experience of purchasing products through online.	45

**“A STUDY ON CONSUMER BEHAVIOUR TOWARDS
COSMETIC INDUSTRY AND INFLUENCER MARKETING”**

Project Report submitted to

CHRIST COLLEGE (AUTONOMOUS)

In partial fulfilment of the requirement for the award of the degree of

BACHELOR OF COMMERCE

Submitted by

AITHEL SHAJU

(CCAUBCM163)

Under the supervision of

Ms. SHINY A.O



DEPARTMENT OF COMMERCE

CHRIST COLLEGE (AUTONOMOUS), IRINJALAKUDA

UNIVERSITY OF CALICUT

MARCH 2023

CHRIST COLLEGE (AUTONOMOUS), IRINJALAKUDA

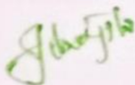
CALICUT UNIVERSITY



DEPARTMENT OF COMMERCE

CERTIFICATE

This is to certify that the project report entitled “**A STUDY ON CONSUMER BEHAVIOUR TOWARDS COSMETIC INDUSTRY AND INFLUENCER MARKETING**” is a bonafide record of project done by **AITHEL SHAJU**, Reg. No. CCAUBCM163, under my guidance and supervision in partial fulfillment of the requirement for the award of the degree of **BACHELOR OF COMMERCE** and it has not previously formed the basis for any Degree, Diploma and Associateship or Fellowship.




Asso. Prof. K.J. Joseph

Co-ordinator

Ms. SHINY A.O

Project Guide



DECLARATION

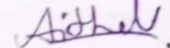
I, **AITHEL SHAJU**, hereby declare that the project work entitled "**A STUDY ON CONSUMER BEHAVIOUR TOWARDS COSMETIC INDUSTRY AND INFLUENCER MARKETING**" is a record of independent and bonafide project work carried out by me under the supervision and guidance of Ms.Shiny A.O Asst. Professor-On contract, Department of Commerce, Christ College (Autonomous), Irinjalakuda.

The information and data given in the report is authentic to the best of my knowledge. The report has not been previously submitted for the award of any Degree, Diploma, Associateship or other similar title of any other university or institute.

Place: Irinjalakuda

Date: 13/03/2023

AITHEL SHAJU



CCAUBCM163

ACKNOWLEDGEMENT

I would like to take the opportunity to express my preferred thanks and gratitude to all people who have helped me with sound advice and able guidance.

Above all, I express my eternal gratitude to the Lord Almighty under whose divine guidance; I have been able to complete this work successfully.

I would like to express my sincere obligation to **Rev. Dr. Jolly Andrews CMI** our principal, for providing various facilities.

I am thankful to Asso.Prof. K.J. Joseph, Co-ordinator of the Department, for providing proper help and encouragement in the preparation of this report.

I am thankful to my class teacher, Ms. Teena Thomas, Asst. Professor-On contract, for providing proper help and encouragement in the preparation of this report.

I express my sincere gratitude to Ms. Shiny A.O, Asst. Professor-On contract, whose guidance and support throughout the training period helped me to complete this work successfully.

I would like to express my preferred gratitude to all the faculties of the department for their interest and cooperation in this regard.

I extend my hearty gratitude to the librarian and other library staffs of my college for their wholehearted cooperation.

I express my sincere thanks to my friends and family for their support in completing this report successfully.

Place: Irinjalakuda

AITHEL SHAJU

Date:13/03/2023

TABLE OF CONTENTS

SI. No	TITLE	PAGE No
	LIST OF TABLES	
	LIST OF FIGURES	
CHAPTER 1	INTRODUCTION	1-4
CHAPTER 2	REVIEW OF LITERATURE	5-6
CHAPTER 3	THEORETICAL FRAMEWORK	7-8
CHAPTER 4	DATA ANALYSIS AND INTERPRETATION	9-29
CHAPTER 5	FINDINGS, CONCLUSION AND SUGGESTIONS	30-33
	BIBILIOGRAPHY	

LIST OF TABLES

TABLE NO.	TITLE	PAGE NO.
4.1	Table showing the classification of the respondents on the basis of gender.	9
4.2	Table showing consumption frequency of respondents.	10
4.3	Table showing the classification of the respondents on the basis of different kinds of cosmetic products they spend more on.	11
4.4	Table showing product preference.	12
4.5	Table showing the classification of respondents on the basis of noticing paid promotion content on social media.	13
4.6	Table showing the opinion of respondents on watching paid promotion of content created by influencers to the fullest.	14
4.7	Table showing the classification of respondents on the basis of previous cosmetic purchases made after influenced by a influencer paid promotion content.	15
4.8	Table showing the opinion of respondents on increasing trust towards influencer marketing	16
4.9	Table showing classification of respondents on the basis of usage of coupon code.	17
4.10	Table showing the classification with familiarity with influencer marketing.	18
4.11	Table showing the opinion of respondents on the influencer marketing changed the cosmetic marketing trend.	19

4.12	Table shows the opinion of respondents in how effective is product reviews in influencer marketing.	20
4.13	Table shows opinion of respondents that do they believe that influencer marketing has a positive or negative impact on the perception of cosmetic brands.	21
4.14	Table shows opinion of respondents on How do influencer recommendations influence cosmetic product purchases compared to other factors such as brand reputation product ingredients and price.	22
4.15	Table shows opinion of respondent's on How often they buy cosmetic products under the influence of a celebrity.	23
4.16	Table shows opinion on effectiveness of influencer marketing.	24
4.17	Table shows respondents' opinions on how likely they suggest such promotional videos or post them to family or friend.	25
4.18	Table shows respondents' opinion on whether influencer marketing has more influence over traditional marketing.	26
4.19	Table shows chance of purchasing product if it is endorsed by celebrity or micro influencer.	27
4.20	Table shows satisfaction on purchase under influencer marketing.	28
4.21	Table shows changes noticed on spending behavior and self-care consciousness after being influenced.	29

LIST OF FIGURES

FIGURE NO.	TITLE	PAGE NO.
4.1	Graph showing gender classification	9
4.2	Graph showing consumption frequency of respondents	10
4.3	Graph showing product preference.	11
4.4	Graph showing review consultation based classification.	12
4.5	Graph showing the classification of respondents on the basis of noticing paid promotion content.	13
4.6	Graph shows the opinion towards paid promotion contents.	14
4.7	Graph showing the analysis of previous purchase.	15
4.8	Graph showing increase in trust on influencer marketing.	16
4.9	Graph showing classification on coupon code usage.	17
4.10	Graph showing classification on familiarity.	18
4.11	Graph showing opinion on effect of cosmetic trend change.	19
4.12	Graph showing effect of influencer marketing.	20
4.13	Graph showing the opinion on influencer marketing impact.	21

4.14	Graph showing opinion towards influencer product purchase.	22
4.15	Graph shows purchase of products under influencer marketing.	23
4.16	Graph on the opinion on effectiveness of influencer marketing.	24
4.17	Graph on the suggestion of promotion content	25
4.18	Graph showing effectiveness of influencer marketing over traditional marketing.	26
4.19	Graph shows chance of purchasing product if it is endorsed by celebrity or micro influencer.	27
4.20	Graph shows satisfaction on purchase under influencer marketing.	28
4.21	Graph shows changes noticed on spending behavior and self-care consciousness after being influenced.	29

**“A STUDY ON CUSTOMER SATISFACTION TOWARDS
ONLINE PURCHASE OF JEWELLERY WITH SPECIAL
REFERENCE TO IRINJALAKUDA MUNICIPALITY”**

Project Report submitted to

CHRIST COLLEGE (AUTONOMOUS)

In partial fulfillment of the requirement for the award of the degree of

BACHELOR OF COMMERCE

Submitted by

AKSHAY AJAY

(CCAUBCM165)

Under the supervision of

Ms. HARITHA C.R



DEPARTMENT OF COMMERCE

CHRIST COLLEGE (AUTONOMOUS), IRINJALAKUDA

UNIVERSITY OF CALICUT

MARCH 2023

CHRIST COLLEGE (AUTONOMOUS), IRINJALAKUDA

CALICUT UNIVERSITY



DEPARTMENT OF COMMERCE

CERTIFICATE

This is to certify that the project report entitled “A STUDY ON CUSTOMER SATISFACTION TOWARDS ONLINE PURCHASE OF JEWELLERY WITH SPECIAL REFERENCE TO IRINJALAKUDA MUNICIPALITY” is a bonafide record of project done by **AKSHAY AJAY**, Reg. No. CCAUBCM165, under my guidance and supervision in partial fulfillment of the requirement for the award of the degree of BACHELOR OF COMMERCE and it has not previously formed the basis for any Degree, Diploma and Associateship or Fellowship.

Assoc.Prof. K.J. Joseph
Coordinator

Ms. HARITHA C.R
Project Guide



DECLARATION

I, AKSHAY AJAY, hereby declare that the project work entitled "A STUDY ON CUSTOMER SATISFACTION TOWARDS ONLINE PURCHASE OF JEWELLERY WITH SPECIAL REFERENCE TO IRINJALAKUDA MUNICIPALITY" is a record of independent and bonafide project work carried out by me under the supervision and guidance of Ms. Haritha C.R Asst. Professor- On contract, Department of Commerce, Christ College (Autonomous), Irinjalakuda.

The information and data given in the report is authentic to the best of my knowledge. The report has not been previously submitted for the award of any Degree, Diploma, Associateship or other similar title of any other university or institute.

Place: Irinjalakuda

Date: 13/3/2023



AKSHAY AJAY

CCAUBCM165

ACKNOWLEDGEMENT

I would like to take the opportunity to express my preferred thanks and gratitude to all people who have helped me with sound advice and able guidance.

Above all, I express my eternal gratitude to the Lord Almighty under whose divine guidance; I have been able to complete this work successfully.

I would like to express my sincere obligation to Rev. Dr. Jolly Andrews CMI our Principal, for providing various facilities.

I am thankful to Assoc.Prof. K.J. Joseph, Co-ordinator of the Department, for providing proper help and encouragement in the preparation of this report.

I am thankful to my class teacher, Ms. Teena Thomas, Asst. Professor-On contract, for providing proper help and encouragement in the preparation of this report.

I express my sincere gratitude to Ms. Haritha C.R, Asst. Professor-On contract, whose guidance and support throughout the training period helped me to complete this work successfully.

I would like to express my preferred gratitude to all the faculties of the department for their interest and cooperation in this regard.

I extend my hearty gratitude to the librarian and other library staffs of my college for their wholehearted cooperation.

I express my sincere thanks to my friends and family for their support in completing this report successfully.

Place: Irinjalakuda

AKSHAY AJAY

Date:

CCAUBCM165

TABLE OF CONTENTS

SL.NO	CONTENTS	
	LIST OF TABLES	
	LIST OF FIGURES	
CHAPTER I	INTRODUCTION	1 – 6
CHAPTER II	REVIEW OF LITERATURE	7 – 12
CHAPTER III	THEORETICAL FRAMEWORK	13 – 21
CHAPTER IV	DATA ANALYSIS AND INTERPRETATION	22 – 45
CHAPTER V	FINDINGS, SUGGESTIONS AND CONCLUSION	46 – 50
	BIBLIOGRAPHY	51 – 53
	APPENDIX	54 – 59

LIST OF TABLES

4.1	Table showing classification on the basis of age of respondents	23
4.2	Table showing the classification on the basis of gender	24
4.3	Table showing the classification on their level of education	25
4.4	Table showing the classification on the basis of their occupation	26
4.5	Table showing the classification on the basis of whether they have purchased jewellery online in the past	27
4.6	Table showing the classification on the basis of online shopping frequency	28
4.7	Table showing the classification on the basis of factors affecting online shopping	29
4.8	Table showing the classification on the basis of opinion about the variety of jewellery available online	30
4.9	Table showing the classification on the basis of easiness to find the product	31
4.10	Table showing the classification on the basis of pricing of jewellery online	32
4.11	Table showing the classification on the basis of preferred method of payment	33
4.12	Table showing the classification on the basis of whether the respondents had faced any issues in the past of main concerns during the online purchase of jewellery	34
4.13	Table showing the classification on the basis of	35

	whether the respondents had faced any issues in the past	
4.14	Table showing the classification on the basis of whether the respondents had faced any problems due to the delay in delivery	36
4.15	Table showing the classification on the basis of whether the number of respondents who had to return a jewellery purchased online	37
4.16	Table showing classification on the basis of level of satisfaction towards the website design and navigation	38
4.17	Table showing classification on the basis of whether the respondents had faced any issue with the customer service	39
4.18	Table showing the classification on the basis of issues regarding payment security	40
4.19	Table showing the classification on the basis of satisfaction of customer service	41
4.2	Table showing the classification on the respondents likeliness to visit a physical store before purchasing online	42
4.21	Table showing the classification on the basis of chance of recommending online jewellery shopping to others	43
4.22	Table showing the classification on the basis of steps to be taken to improve online shopping	44
4.23	Table showing the classification on the basis of overall satisfaction level of online purchase of jewellery	45

LIST OF FIGURES

4.1	Figure showing classification on the basis of age of respondents	23
4.2	Figure showing the classification on the basis of gender	24
4.3	Figure showing the classification on their level of education	25
4.4	Figure showing the classification on the basis of their occupation	26
4.5	Figure showing the classification on the basis of whether they have purchased jewellery online in the past	27
4.6	Figure showing the classification on the basis of online shopping frequency	28
4.7	Figure showing the classification on the basis of factors affecting online shopping	29
4.8	Figure showing the classification on the basis of opinion about the variety of jewellery available online	30
4.9	Figure showing the classification on the basis of easiness to find the product	31
4.10	Figure showing the classification on the basis of pricing of jewellery online	32
4.11	Figure showing the classification on the basis of preferred method of payment	33
4.12	Figure showing the classification on the basis of whether the respondents had faced any issues in the past of main concerns during the online purchase of jewellery	34
4.13	Figure showing the classification on the basis of whether the respondents had faced any issues in the past	35

4.14	Figure showing the classification on the basis of whether the respondents had faced any problems due to the delay in delivery	36
4.15	Figure showing the classification on the basis of the number of respondents who had to return a jewellery purchased online	37
4.16	Figure showing classification on the basis of level of satisfaction towards the website design and navigation	38
4.17	Figure showing classification on the basis of whether the respondents had faced any issue with the customer service	39
4.18	Figure showing the classification on the basis of issues regarding payment security	40
4.19	Figure showing the classification on the basis of satisfaction of customer service	41
4.20	Figure showing the classification on the respondents likeliness to visit a physical store before purchasing online	42
4.21	Figure showing the classification on the basis of chance of recommending online jewellery shopping to others	43
4.22	Figure showing the classification on the basis of steps to be taken to improve online shopping	44
4.23	Figure showing the classification on the basis of overall satisfaction level of online purchase of jewellery	45

**“A STUDY ON BRAND PREFERENCE OF MOBILE
PHONES AMONG STUDENTS IN CHRIST COLLEGE
(AUTONOMOUS) IRINJALAKUDA”**

Project Report submitted to

CHRIST COLLEGE (AUTONOMOUS)

In partial fulfilment of the requirement for the award of the degree of

BACHELOR OF COMMERCE

Submitted by

ALBY JOJO

(CCAUBCM166)

Under the supervision of

Mr. EDWIN ANTONY



DEPARTMENT OF COMMERCE

CHRIST COLLEGE (AUTONOMOUS), IRINJALAKUDA

UNIVERSITY OF CALICUT

MARCH 2023

CHRIST COLLEGE (AUTONOMOUS), IRINJALAKUDA

CALICUT UNIVERSITY



DEPARTMENT OF COMMERCE

CERTIFICATE

This is to certify that the project report entitled **“A STUDY ON BRAND PREFERENCE OF MOBILE PHONES AMONG STUDENTS IN CHRIST COLLEGE(AUTONOMOUS) IRINJALAKUDA”** is a bonafide record of project done by **ALBY JOJO**, Reg. No. CCAUBCM166, under my guidance and supervision in partial fulfilment of the requirement for the award of the degree of **BACHELOR OF COMMERCE** and it has not previously formed the basis for any Degree, Diploma and Associateship or Fellowship.

Asso.Prof. K.J. Joseph
Co-ordinator

Mr. EDWIN ANTONY
Project Guide



DECLARATION

I, **ALBY JOJO**, hereby declare that the project work entitled “**A STUDY ON BRAND PREFERENCE OF MOBILE PHONES AMONG CHRIST COLLEGE STUDENTS** ” is a record of independent and bonafide project work carried out by me under the supervision and guidance of Mr. Edwin Antony Asst. Professor-On contract, Department of Commerce, Christ College (Autonomous), Irinjalakuda.

The information and data given in the report is authentic to the best of my knowledge. The report has not been previously submitted for the award of any Degree, Diploma, Associateship or other similar title of any other university or institute.

Place: Irinjalakuda

ALBY JOJO

Date:

CCAUBCM166

ACKNOWLEDGEMENT

I would like to take the opportunity to express my profound thanks and gratitude to all people who have helped me with sound advice and able guidance.

Above all, I express my eternal gratitude to the Lord Almighty under whose divine guidance; I have been able to complete this work successfully.

I would like to express my sincere obligation to Rev. Dr. Jolly Andrews CMI our Principal, for providing various facilities.

I am thankful to Asso.Prof. K.J. Joseph, Co-ordinator of the Department, for providing proper help and encouragement in the preparation of this report.

I am thankful to my class teacher, Ms. Teena Thomas, Asst. Professor-on contract, for providing proper help and encouragement in the preparation of this report.

I express my sincere gratitude to Mr. Edwin Antony, Asst. Professor-on contract, whose guidance and support throughout the training period helped me to complete this work successfully.

I would like to express my profound gratitude to all the faculties of the department for their interest and cooperation in this regard.

I extend my hearty gratitude to the Librarian and other library staffs of my college for their wholehearted cooperation.

I express my sincere thanks to my friends and family for their support in completing this report successfully.

Place: Irinjalakuda

Date :

ALBY JOJO

TABLE OF CONTENTS

SL.NO	CONTENTS	
	LIST OF TABLES	
	LIST OF FIGURES	
CHAPTER I	INTRODUCTION	1 – 5
CHAPTER II	REVIEW OF LITERATURE	6 - 10
CHAPTER III	THEORETICAL FRAMEWORK	11 - 15
CHAPTER IV	DATA ANALYSIS AND INTERPRETATION	16 - 36
CHAPTER V	FINDINGS ,SUGGESTIONS AND CONCLUSIONS	37 – 40
	BIBLIOGRAPHY	
	APPENDIX	

LIST OF TABLES

TABLE NO	TITLE	PAGE NO:
4.1.	Table showing the gender of respondents	17
4.2	Table showing the education of respondents	18
4.3	Table showing the respondents having own mobile phone	19
4.4	Table showing the type of mobile phones of respondents	20
4.5	Table showing the preferred mobile brands by respondents	21
4.6	Table showing the reasons for choosing this brand	22
4.7	Table showing the most used features in mobile phone	23
4.8	Table showing the amount spend for buying a mobile phone	24
4.9	Table showing the average time spend on mobile phones	25
4.10	Table showing the size of mobile phones	26
4.11	Table showing the media of advertisement influencing purchase	27

4.12	Table showing the satisfaction regarding the security provided by the company	28
4.13	Table showing the responses on whether marketing program influence the purchasing power	29
4.14	Table showing the recommendation towards current brand to others	30
4.15	Table showing the response on whether they choose to buy same brand in future	31
4.16	Table showing the satisfaction level of availability of products in the market	32
4.17	Table showing the satisfaction level on perceived quality and actual quality of mobile phones	33
4.18	Table showing the mobile phones brands which provide more updates	34
4.19	Table showing the responses on whether camera quality of phone meets the expectations	35
4.20	Table showing the satisfaction level on audio and video quality of mobile phones	36

LIST OF FIGURES

TABLE NO	TITLE	PAGE NO:
4.1.	Figure showing the gender of respondents	17
4.2	Figure showing the Education of respondents	18
4.3	Figure showing respondents having own mobile phones	19
4.4	Figure showing type of mobile phones of respondents	20
4.5	Figure showing preferred mobile brands by respondents	21
4.6	Figure showing reasons for choosing this brand	22
4.7	Figure showing most used feature	23
4.8	Figure showing amount spend for buying a mobile phone	24
4.9	Figure showing time spend on mobile phones	25
4.10	Figure showing size of mobile phones	26
4.11	Figure showing media of advertisement influencing purchase	27
4.12	Figure showing satisfaction regarding the security provided by the company	28

4.13	Figure showing marketing program influence the purchasing power	29
4.14	Figure showing recommendation towards current brand to others	30
4.15	Figure showing response on whether they choose to buy same brand in future	31
4.16	Figure showing satisfaction level of availability of product in the market	32
4.17	Figure showing satisfaction level on perceived quality and actual quality of mobile phones	33
4.18	Figure showing mobile phone brands which provide more updates	34
4.19	Figure showing response on whether camera quality of phone meets the expectations	35
4.20	Figure showing satisfaction level on audio and video quality of mobile phones	36

**“ATTITUDE OF CONSUMER BEHAVIOR TOWARDS
UPI PAYMENT”**

Project Report submitted to

CHRIST COLLEGE (AUTONOMOUS)

In partial fulfillment of the requirement for the award of the degree of

BACHELOR OF COMMERCE

Submitted by

ALFRED JOLLY

(CCAUBCM167)

Under the supervision of

Ms. SREELAKSHMI K



DEPARTMENT OF COMMERCE

CHRIST COLLEGE (AUTONOMOUS), IRINJALAKUDA

UNIVERSITY OF CALICUT

MARCH 2023

CHRIST COLLEGE (AUTONOMOUS), IRINJALAKUDA

CALICUT UNIVERSITY



DEPARTMENT OF COMMERCE

CERTIFICATE

This is to certify that the project report entitled “**ATTITUDE OF CONSUMER BEHAVIOR TOWARDS UPI PAYMENT**” is a bonafide record of project done by **ALFRED JOLLY** under my guidance and supervision in partial fulfillment of the requirement for the award of the degree of **BACHELOR OF COMMERCE** and it has not previously formed the basis for any Degree, Diploma and Associate ship or Fellowship.

Asso.Prof. K.J. Joseph
Co-ordinator

Ms. SREELAKSHMI K
Project Guide



DECLARATION

I, **ALFRED JOLLY**, hereby declare that the project work entitled “**ATTITUDE OF CONSUMER BEHAVIOR TOWARDS UPI PAYMENT**” is a record of independent and bonafide project work carried out by us under the supervision and guidance of Ms. Sreelakshmi K Asst. Professor-On contract, Department of Commerce, Christ College (Autonomous), Irinjalakuda. The information and data given in the report is authentic to the best of our knowledge. The report has not been previously submitted for the award of any Degree, Diploma, Associateship or other similar title of any other university or institute.

Place: Irinjalakuda

Date : 13-03-2023



ALFRED JOLLY

CCAUBCM167

ACKNOWLEDGEMENT

I would like to take the opportunity to express my preferred thanks and gratitude to all people who have helped me with sound advice and able guidance.

Above all, I express my eternal gratitude to the Lord Almighty under whose divine guidance; I have been able to complete this work successfully.

I would like to express my sincere obligation to Rev. Dr. Jolly Andrews CMI our Principal, for providing various facilities.

I am thankful to Asso.Prof. K.J. Joseph, Co-ordinator of the Department, for providing proper help and encouragement in the preparation of this report.

I am thankful to my class teacher, Ms. Teena Thomas, Asst. Professor-On contract, for providing proper help and encouragement in the preparation of this report.

I express my sincere gratitude to Ms. Sreelakshmi K , Asst. Professor-On contract, whose guidance and support throughout the training period helped me to complete this work successfully.

I would like to express my preferred gratitude to all the faculties of the department for their interest and cooperation in this regard.

I extend my hearty gratitude to the librarian and other library staffs of my college for their wholehearted cooperation.

I express my sincere thanks to my friends and family for their support in completing this report successfully.

Place: Irinjalakuda

ALFRED JOLLY

Date: 13/3/2023

TABLES OF CONTENTS

SL.NO	CONTENTS	PG. NO
	LIST OF TABLES	
CHAPTER I	INTRODUCTION	1 - 4
CHAPTER II	REVIEW OF LITERATURE	5 - 9
CHAPTER III	THEORITICAL FRAMEWORK	10 - 19
CHAPTER IV	DATA ANALYSIS AND INTERPRETATION	20 - 43
CHAPTER V	FINDINGS, SUGGESTIONS & CONCLUSION	44 -51
	BIBLIOGRAPHY	

LIST OF TABLES

TABLE NO	TITLE	PAGE NO:
4.1.	Table showing gender of the respondent	21
4.2	Table showing Age of the respondent	22
4.3	Table showing Educational Qualification of the respondent	23
4.4	Table showing No of respondent's using UPI System.	25
4.5	Table showing how often UPI system is used.	26
4.6	Table showing the period from which respondent's began the usage of UPI system.	27
4.7	Table showing the various apps preferred by respondents for paying bills and utilities	28
4.8	Table showing the main reasons why respondents prefer paying through these payment apps	29
4.9	Table showing the influence of pandemic on UPI system.	31
4.10	Table showing how respondents became familiar with UPI System	32
4.11	Table showing the view of respondents on whether UPI system helps in using money economically	33

4.12	Table showing what respondents think is the biggest disadvantage of UPI system	34
4.13	Table showing the respondent's perspective on whether Cash back and Rewards are helpful	36
4.14	Table showing if there was situation where UPI system caused problems	37
4.15	Table showing whether respondents worry while paying through UPI system.	38
4.16	Table showing respondent's perspective if UPI system has contributed to the benefit of society	39
4.17	Table showing whether elder and uneducated people find it hard to adapt to UPI system	40
4.18	Table showing various offers received while using UPI system	41
4.19	Table showing if offer provided by UPI benefitted the respondents	42
4.20	Table showing the decrease of cash usage after flourishing of UPI system	43

LIST OF FIGURES

FIGURE NO	TITLE	PAGE NO:
4.1.	Figure showing gender of the respondent	21
4.2	Figure showing Age of the respondent	22
4.3	Figure showing Educational Qualification of the respondent	24
4.4	Figure howing No of respondent's using UPI System.	25
4.5	Figure showing how often UPI system is used.	26
4.6	Figure showing the period from which respondent's began the usage of UPI system.	27
4.7	Figure showing the various apps preferred by respondents for paying bills and utilities	28
4.8	Figure howing the main reasons why respondents prefer paying through these payment apps	30
4.9	Figure showing the influence of pandemic on UPI system.	31
4.10	Figure showing how respondents became familiar with UPI System	32
4.11	Figure showing the view of respondents on whether UPI system helps in using money economically	33

4.12	Figure showing what respondents think is the biggest disadvantage of UPI system	35
4.13	Figure showing the respondent's perspective on whether Cash back and Rewards are helpful	36
4.14	Figure showing if there was situation where UPI system caused problems	37
4.15	Figure showing whether respondents worry while paying through UPI system.	38
4.16	Table showing respondent's perspective if UPI system has contributed to the benefit of society	39
4.17	Figure showing whether elder and uneducated people find it hard to adapt to UPI system	40
4.18	Figure showing various offers received while using UPI system	41
4.19	Figure showing if offer provided by UPI benefitted the respondents	42
4.20	Figure showing the decrease of cash usage after flourishing of UPI system	43

“A STUDY ON STUDENT SATISFACTION ON BYJU’S APP”

Project Report submitted to

CHRIST COLLEGE (AUTONOMOUS)

In partial fulfilment of the requirement for the award of the degree of

BACHELOR OF COMMERCE

Submitted by

ALIN JOY

(CCAUBCM168)

Under the supervision of

Ms. TEENA THOMAS



DEPARTMENT OF COMMERCE

CHRIST COLLEGE (AUTONOMOUS), IRINJALAKUDA

UNIVERSITY OF CALICUT

MARCH 2023

CHRIST COLLEGE (AUTONOMOUS), IRINJALAKUDA

CALICUT UNIVERSITY



DEPARTMENT OF COMMERCE

CERTIFICATE

This is to certify that the project report entitled “**A Study on Student Satisfaction on BYJU’S App**” is a bonafide record of project done by **ALIN JOY**, Reg. No. CCAUBCM168, under my guidance and supervision in partial fulfilment of the requirement for the award of the degree of **BACHELOR OF COMMERCE** and it has not previously formed the basis for any Degree, Diploma and Associateship or Fellowship.

Assoc.Prof. K.J. Joseph
Co-ordinator

Ms. TEENA THOMAS
Project Guide



DECLARATION

I, **ALIN JOY**, hereby declare that the project work entitled “**A STUDY ON STUDENT SATISFACTION ON BYJU’S APP**” is a record of independent and bonafide project work carried out by me under the supervision and guidance of Ms. Teena Thomas Asst. Professor-On contract, Department of Commerce, Christ College (Autonomous), Irinjalakuda.

The information and data given in the report is authentic to the best of my knowledge. The report has not been previously submitted for the award of any Degree, Diploma, Associateship or other similar title of any other university or institute.

Place: Irinjalakuda

ALIN JOY

Date:

CCAUBCM168

ACKNOWLEDGEMENT

I would like to take the opportunity to express my preferred thanks and gratitude to all people who have helped me with sound advice and able guidance.

Above all, I express my eternal gratitude to the Lord Almighty under whose divine guidance; I have been able to complete this work successfully.

I would like to express my sincere obligation to Rev. Dr. Jolly Andrews CMI our Principal, for providing various facilities.

I am thankful to Assoc. Prof. K.J. Joseph, Co-ordinator of the Department, for providing proper help and encouragement in the preparation of this report.

I am thankful to my class teacher, Ms. Teena Thomas, Asst. Professor-On contract, for providing proper help and encouragement in the preparation of this report.

I express my sincere gratitude to Ms. Teena Thomas, Asst. Professor-On contract, whose guidance and support throughout the training period helped me to complete this work successfully.

I would like to express my preferred gratitude to all the faculties of the department for their interest and cooperation in this regard.

I extend my hearty gratitude to the librarian and other library staffs of my college for their wholehearted cooperation.

I express my sincere thanks to my friends and family for their support in completing this report successfully.

Place: Irinjalakuda

ALIN JOY

Date:

TABLES OF CONTENTS

SL.NO	CONTENTS	PAGE NO:
	LIST OF TABLES	
	LIST OF FIGURES	
CHAPTER I	INTRODUCTION	2-5
CHAPTER II	REVIEW OF LITERATURE	6-11
CHAPTER III	THEORETICAL FRAMEWORK	13-16
CHAPTER IV	DATA ANALYSIS AND INTERPRETATION	18-34
CHAPTER V	FINDINGS, SUGGESTIONS & CONCLUSION	36-38
	BIBLIOGRAPHY	40-41
	ANNEXURE	43-45

LIST OF TABLES

TABLE NO	TITLE	PAGE NO:
4.1	Table showing age of respondents.	18
4.2	Table showing gender of respondents.	19
4.3	Table showing grade of respondents.	20
4.4	Table showing usage of online education platform.	21
4.5	Table showing online education can be more effective than offline.	22
4.6	Table showing mode of education you prefer.	23
4.7	Table showing source of information.	24
4.8	Table showing the usage of BYJU'S app.	25
4.9	Table showing visual representation of topics makes studying easy.	26
4.10	Table showing BYJU'S app is costly.	27
4.11	Table showing good substitute for tuition.	28
4.12	Table showing any other online education apps better than BYJU'S app.	29
4.13	Table showing tutors are knowledgeable about the subject they teach.	30
4.14	Table showing doubts are cleared at time.	31

4.15	Table showing artificial intelligence made learning more easier.	32
4.16	Table showing learning tougher topics is easier in BYJU'S app.	33
4.17	Table showing online education platforms you prefer.	34

LIST OF GRAPHS

FIGURE NO	TITLE	PAGE NO:
4.1.	Figure showing age of respondents.	18
4.2	Figure showing gender of respondents.	19
4.3	Figure showing grade of respondents.	20
4.4	Figure showing usage of online education platform.	21
4.5	Figure showing online education can be more effective than offline.	22
4.6	Figure showing mode of education you prefer.	23
4.7	Figure showing source of information.	24
4.8	Figure showing the usage of BYJU'S app.	25
4.9	Figure showing visual representation of topics makes studying easy.	26
4.10	Figure showing BYJU'S app is costly.	27
4.11	Figure showing good substitute for tuition.	28
4.12	Figure showing any other online education apps better than BYJU'S app.	29
4.13	Figure showing tutors are knowledgeable about the subject they teach.	30
4.14	Figure showing doubts are cleared at time.	31

4.15	Figure showing artificial intelligence made learning more easier.	32
4.16	Figure showing learning tougher topics is easier in BYJU'S app.	33
4.17	Figure showing online education platforms you prefer.	34

**“A STUDY ON INVESTORS PREFERENCE TOWARDS
GOLD INVESTMENT”**

Project Report submitted to

CHRIST COLLEGE (AUTONOMOUS) IRINJALAKUDA

In partial fulfilment of the requirement for the award of the degree of

BACHELOR OF COMMERCE

Submitted by

ALVIN JOHNY

(CCAUBCM169)

Under the supervision of

Ms. SWATHY V CHANDRAN



DEPARTMENT OF COMMERCE

CHRIST COLLEGE (AUTONOMOUS), IRINJALAKUDA

UNIVERSITY OF CALICUT

MARCH 2023

CHRIST COLLEGE (AUTONOMOUS), IRINJALAKUDA

CALICUT UNIVERSITY



**DEPARTMENT OF COMMERCE
CERTIFICATE**

This is to certify that the project report entitled **"A Study on Investors Preference Towards Gold Investment"** is a bonafide record of project done by **ALVIN JOHNY**, Reg. No. CCAUBCM169, under my guidance and supervision in partial fulfilment of the requirement for the award of the degree of **BACHELOR OF COMMERCE** and it has not previously formed the basis for any Degree, Diploma and Associateship or Fellowship.

Ass. Prof. K.J JOSEPH

Co-ordinator

Ms. SWATHY V CHANDRAN

Project Guide




DECLARATION

I, ALVIN JOHNY, hereby declare that the project work entitled "A STUDY ON INVESTORS PREFERNCE TOWARDS GOLD INVESTMENT" is a record of independent and bonafide project work carried out by me under the supervision and guidance of Ms. Swathy V Chandran, Asst. Professor-On contract, Department of Commerce, Christ College (Autonomous), Irinjalakuda.

The information and data given in the report is authentic to the best of my knowledge. The report has not been previously submitted for the award of any Degree, Diploma, Associateship or other similar title of any other university or institute.

Place: Irinjalakuda

Date: 15-03-23


ALVIN JOHNY

CCAUBCM169

ACKNOWLEDGEMENT

I would like to take the opportunity to express my profound thanks and gratitude to all people who have helped me with sound advice and able guidance.

Above all, I express my eternal gratitude to the Lord Almighty under whose divine guidance; I have been able to complete this work successfully.

I would like to express my sincere obligation to Rev. Dr. Jolly Andrews CMI our Principal, for providing various facilities.

I am thankful to Asso.Prof. K.J. Joseph, Co-ordinator of the Department, for providing proper help and encouragement in the preparation of this report.

I am thankful to my class teacher, Ms. Teena Thomas, Asst. Professor-On contract, for providing proper help and encouragement in the preparation of this report.

I express my sincere gratitude to Ms. Swathy V Chandran , Asst. Professor-On contract, whose guidance and support throughout the training period helped me to complete this work successfully.

I would like to express my profound gratitude to all the faculties of the department for their interest and cooperation in this regard.

I extend my hearty gratitude to the librarian and other library staffs of my college for their wholehearted cooperation.

I express my sincere thanks to my friends and family for their support in completing this report successfully.

Place: Irinjalakuda

ALVIN JOHNY

Date: 15-03-23

TABLES OF CONTENTS

SL.NO	CONTENTS	PAGE NO.
	LIST OF TABLES	
	LIST OF FIGURES	
CHAPTER I	INTRODUCTION	1-4
CHAPTER II	REVIEW OF LITERATURE	5-9
CHAPTER III	THEORETICAL FRAMEWORK	10-14
CHAPTER IV	DATA ANALYSIS AND INTERPRETATION	15-34
CHAPTER V	FINDINGS, SUGGESTIONS & CONCLUSION	35-37
	BIBLIOGRAPHY	38

LIST OF TABLES

TABLE NO	TITLE	PAGE NO:
4.1	Table Showing Gender Distribution of Respondents	15
4.2	Table showing Occupation	16
4.3	Table showing Family income per month	17
4.4	Table showing Factors influencing preference towards gold investment	18
4.5	Table showing Gold buying pattern	20
4.6	Table Showing Pattern of gold investment	21
4.7	Table Showing Spending behaviour of respondents	22
4.8	Table Showing Respondents purchasing of gold through online	23
4.9	Table Showing whether the respondents check the making charges of gold before purchase	24
4.10	Table Showing Whether the making charges affects the respondents purchase	25
4.11	Table Showing whether the respondents have ever purchased without receiving a bill	26
4.12	Table Showing whether the respondents check the gold rate before the purchase	27
4.13	Table Showing whether the respondents pre-booked the gold considering the price may increase in future	28

4.14	Table Showing whether fluctuation in the price affects the purchase	29
4.15	Table Showing whether the respondent have a clear idea about the tax charged	30
4.16	Table Showing whether the respondent have received a discount	31
4.17	Table Showing preference of gold over other investment avenues	32
4.18	Table Showing whether the variety of collection is important to the respondents	33
4.19	Table Showing whether the brand is important to the respondents	34

LIST OF FIGURES

TABLE NO	TITLE	PAGE NO:
4.1	Figure Showing Gender Distribution of Respondents	15
4.2	Figure showing Occupation	16
4.3	Figure showing Family income per month	17
4.4	Figure showing Factors influencing preference towards gold investment	19
4.5	Figure showing Gold buying pattern	20
4.6	Figure showing Pattern of gold investment	21
4.7	Figure showing Spending behaviour of respondents	22
4.8	Figure showing Respondents purchasing of gold through online	23
4.9	Figure showing whether the respondents check the making charges of gold before purchase	24
4.10	Figure showing Whether the making charges affects the respondents purchase	25
4.11	Figure showing whether the respondents have ever purchased without receiving a bill	26
4.12	Figure showing whether the respondents check the gold rate before the purchase	27
4.13	Figure showing whether the respondents pre-booked the gold considering the price may increase in future	28

4.14	Figure showing whether fluctuation in the price affects the purchase	29
4.15	Figure showing whether the respondent have a clear idea about the tax charged	30
4.16	Figure showing whether the respondent have received a discount	31
4.17	Figure showing preference of gold over other investment avenues	32
4.18	Figure showing whether the variety of collection is important to the respondents	33
4.19	Figure showing whether the brand is important to the respondents	34

**“A STUDY ON THE FINANCIAL PERFORMANCE OF
MUTHOOT FINANCE LTD USING RATIO ANALYSIS”**

Project Report submitted to

CHRIST COLLEGE (AUTONOMOUS)

In partial fulfilment of the requirement for the award of the degree of

BACHELOR OF COMMERCE

Submitted by

AMAL T.S

(CCAUBCM170)

Under the supervision of

MS.SIJI .C.L



DEPARTMENT OF COMMERCE

CHRIST COLLEGE (AUTONOMOUS), IRINJALAKUDA

UNIVERSITY OF CALICUT

MARCH 2023

CHRIST COLLEGE (AUTONOMOUS), IRINJALAKUDA

CALICUT UNIVERSITY



DEPARTMENT OF COMMERCE CERTIFICATE

This is to certify that the project report entitled “A Study on the Financial Performance of Muthoot Finance Ltd using Ratio Analysis” is a bonafide record of project done by AMAL T.S , Reg. No. CCAUBCM170, under my guidance and supervision in partial fulfilment of the requirement for the award of the degree of BACHELOR OF COMMERCE and it has not previously formed the basis for any Degree, Diploma and Associateship or Fellowship.



Asso.Prof.K.J. Joseph

Co-ordinator



Ms. SIJ.C. L

Project Guide



DECLARATION

I, AMAL T.S. hereby declare that the project work entitled “A STUDY ON THE FINANCIAL PERFORMANCE OF MUTHOOT FINANCE LTD USING RATIO ANALYSIS” is a record of independent and bonafide project work carried out by me under the supervision and guidance of Ms.SIJL.C.L Asst. Professor-On contract, Department of Commerce, Christ College (Autonomous), Irinjalakuda.

The information and data given in the report is authentic to the best of my knowledge. The report has not been previously submitted for the award of any Degree, Diploma, Associateship or other similar title of any other university or institute.

Place: Irinjalakuda


AMAL T.S

Date: 13/3/2023

CCAUBCM170



ACKNOWLEDGEMENT

I would like to take the opportunity to express my preferred thanks and gratitude to all people who have helped me with sound advice and able guidance.

Above all, I express my eternal gratitude to the Lord Almighty under whose divine guidance; I have been able to complete this work successfully.

I would like to express my sincere obligation to Rev. Dr. Jolly Andrews CMI our Principal, for providing various facilities.

I am thankful to Asso.Prof. K.J. Joseph, Co-ordinator of the Department, for providing proper help and encouragement in the preparation of this report.

I am thankful to my class teacher, Ms. Teena Thomas, Asst. Professor-On contract, for providing proper help and encouragement in the preparation of this report.

I express my sincere gratitude to Ms. SIJI.C. L, Asst. Professor-On contract, whose guidance and support throughout the training period helped me to complete this work successfully.

I would like to express my preferred gratitude to all the faculties of the department for their interest and cooperation in this regard.

I extend my hearty gratitude to the librarian and other library staffs of my college for their wholehearted cooperation.

I express my sincere thanks to my friends and family for their support in completing this report successfully.

Place: Irinjalakuda

AMAL T.S

DATE: 13/3/2023

TABLES OF CONTENTS

SL NO.	CONTENTS	PAGE NO.
	LIST OF TABLES	
	LIST OF FIGURES	
CHAPTER 1	INTRODUCTION	1-6
CHAPTER 2	REVIEW OF LITERATURE	7-12
CHAPTER 3	THEORETICAL FRAMEWORK	13-18
CHAPTER 4	DATA ANALYSIS AND INTERPRETATION	19-29
CHAPTER 5	FINDINGS, SUGGESTIONS AND CONCLUSIONS	30-33
	BIBLIOGRAPHY	
	ANNEXURE	

LIST OF TABLES

TABLE NO	TITLE	PAGE NO.
4.1	Table showing Current Assets, Current Liabilities and Current Ratio	20
4.2	Table showing Quick Assets, Current Liabilities and Quick Ratio	21
4.3	Table showing Working Capital, Net Sales and Working Capital Ratio	22
4.4	Table showing Debt, Equity and Debt-Equity Ratio	23
4.5	Table showing Shareholders Fund, Total Assets and Proprietary Ratio	24
4.6	Table showing PBIT, Capital Employed and Return on Capital Employed	25
4.7	Table showing Net Profit, Net Sales and Net Profit Ratio	26
4.8	Table showing Operating Profit, Net Sales and Operating Profit Ratio	27
4.9	Table showing Net Profit, Shareholders Fund and Return on Equity Ratio	28
4.10	Table showing EBIT, Total Assets and Return on Asset Ratio	29

LIST OF GRAPHS

TABLE NO	TITLE	PAGE NO.
4.1	Graph showing Current Assets, Current Liabilities and Current Ratio	20
4.2	Graph showing Quick Assets, Current Liabilities and Quick Ratio	21
4.3	Graph showing Working Capital, Net Sales and Working Capital Ratio	22
4.4	Graph showing Debt, Equity and Debt-Equity Ratio	23
4.5	Graph showing Shareholders Fund, Total Assets and Proprietary Ratio	24
4.6	Graph showing PBIT, Capital Employed and Return on Capital Employed	25
4.7	Graph showing Net Profit, Net Sales and Net Profit Ratio	26
4.8	Graph showing Operating Profit, Net Sales and Operating Profit Ratio	27
4.9	Graph showing Net Profit, Shareholders Fund and Return on Equity Ratio	28
4.10	Graph showing EBIT, Total Assets and Return on Asset Ratio	29

**“A STUDY ON FINANCIAL PERFORMANCE ANALYSIS OF
TATA STEEL LTD”**

Project Report submitted to

CHRIST COLLEGE (AUTONOMOUS)

In partial fulfilment of the requirement for the award of the degree of

BACHELOR OF COMMERCE

Submitted by

JOHN JOJU

(CCAUBCM181)

Under the supervision of

Mr. EDWIN ANTONY



DEPARTMENT OF COMMERCE

CHRIST COLLEGE (AUTONOMOUS), IRINJALAKUDA

UNIVERSITY OF CALICUT

MARCH 2023

CHRIST COLLEGE (AUTONOMOUS), IRINJALAKUDA

CALICUT UNIVERSITY



DEPARTMENT OF COMMERCE

CERTIFICATE

This is to certify that the project report entitled **“A STUDY ON FINANCIAL PERFORMANCE ANALYSIS OF TATA STEEL LTD”** is a bonafide record of project done by **JOHN JOJU**, Reg. No. CCAUBCM181, under my guidance and supervision in partial fulfilment of the requirement for the award of the degree of **BACHELOR OF COMMERCE** and it has not previously formed the basis for any Degree, Diploma and Associateship or Fellowship.

Assoc.Prof. K.J. Joseph
Co-Ordinator

Mr. EDWIN ANTONY
Project Guide



DECLARATION

I, **JOHN JOJU**, hereby declare that the project work entitled “A STUDY ON FINANCIAL PERFORMANCE ANALYSIS OF TATA STEEL LTD” is a record of independent and bonafide project work carried out by me under the supervision and guidance of Mr. EDWIN ANTONY Asst. Professor-On contract, Department of Commerce, Christ College (Autonomous), Irinjalakuda.

The information and data given in the report is authentic to the best of my knowledge. The report has not been previously submitted for the award of any Degree, Diploma, Associateship or other similar title of any other university or institute.

Place: Irinjalakuda

Date: 13/03/2023


JOHN JOJU

CCAUBCM181

ACKNOWLEDGEMENT

I would like to take the opportunity to express my profound thanks and gratitude to all people who have helped me with sound advice and able guidance.

Above all, I express my eternal gratitude to the Lord Almighty under whose divine guidance; I have been able to complete this work successfully.

I would like to express my sincere obligation to Rev. Dr. Jolly Andrews CMI our Principal, for providing various facilities.

I am thankful to Assoc.Prof. K.J. Joseph, Co-Ordinator of the Department, for providing proper help and encouragement in the preparation of this report.

I am thankful to my class teacher, Ms. Teena Thomas, Asst. Professor-on contract, for providing proper help and encouragement in the preparation of this report.

I express my sincere gratitude to Mr. Edwin Antony, Asst. Professor-on contract, whose guidance and support throughout the training period helped me to complete this work successfully.

I would like to express my profound gratitude to all the faculties of the department for their interest and cooperation in this regard.

I extend my hearty gratitude to the Librarian and other library staffs of my college for their wholehearted cooperation.

I express my sincere thanks to my friends and family for their support in completing this report successfully.

Place: Irinjalakuda

JOHN JOJU

Date: 13/03/2023

TABLES OF CONTENTS

SL.NO	CONTENTS	
	LIST OF TABLES	
	LIST OF GRAPHS	
CHAPTER I	INTRODUCTION	1-5
CHAPTER II	REVIEW OF LITERATURE	6-12
CHAPTER III	THEORETICAL FRAMEWORK	13-17
CHAPTER IV	DATA ANALYSIS AND INTERPRETATION	18-27
CHAPTER V	FINDINGS, SUGGESTIONS & CONCLUSION	28-30
	BIBLIOGRAPHY	

LIST OF TABLES

TABLE NO	TITLE	PAGE NO:
4.1.	Table showing Current Ratio	16
4.2	Table showing Quick Ratio	17
4.3	Table showing Debt Equity Ratio	18
4.4	Table showing Proprietary Ratio	19
4.5	Table showing Return on equity	20
4.6	Table showing Net Profit Ratio	21
4.7	Table showing Gross profit ratio	22
4.8	Table showing Operating profit ratio	23

LIST OF GRAPHS

TABLE NO	TITLE	PAGE NO:
4.1.	Graph showing current ratio	16
4.2	Graph showing Quick Ratio	17
4.3	Graph showing Debt Equity Ratio	18
4.4	Graph showing Proprietary Ratio	19
4.5	Graph showing Return on Equity	20
4.6	Graph Showing Net Profit Ratio	21
4.7	Graph Showing Gross Profit Ratio	22
4.8	Graph showing Operating Profit Ratio	23

**“A STUDY ON CUSTOMER SATISFACTION TOWARDS
ONLINE PURCHASE OF JEWELLERY WITH SPECIAL
REFERENCE TO IRINJALAKUDA MUNICIPALITY”**

Project Report submitted to

CHRIST COLLEGE (AUTONOMOUS)

In partial fulfillment of the requirement for the award of the degree of

BACHELOR OF COMMERCE

Submitted by

JYOTHIS C.P

(CCAUBCM182)

Under the supervision of

Ms. HARITHA C.R



DEPARTMENT OF COMMERCE

CHRIST COLLEGE (AUTONOMOUS), IRINJALAKUDA

UNIVERSITY OF CALICUT

MARCH 2023

CHRIST COLLEGE (AUTONOMOUS), IRINJALAKUDA

CALICUT UNIVERSITY



DEPARTMENT OF COMMERCE

CERTIFICATE

This is to certify that the project report entitled **“A STUDY ON CUSTOMER SATISFACTION TOWARDS ONLINE PURCHASE OF JEWELLERY WITH SPECIAL REFERENCE TO IRINJALAKUDA MUNICIPALITY”** is a bonafide record of project done by **JYOTHIS C.P**, Reg. No. CCAUBCM182, under my guidance and supervision in partial fulfillment of the requirement for the award of the degree of **BACHELOR OF COMMERCE** and it has not previously formed the basis for any Degree, Diploma and Associateship or Fellowship.

Assoc.Prof. K.J. Joseph
Coordinator

Ms. HARITHA C.R
Project Guide



DECLARATION

I, **JYOTHIS C.P.**, hereby declare that the project work entitled **“A STUDY ON CUSTOMER SATISFACTION TOWARDS ONLINE PURCHASE OF JEWELLERY WITH SPECIAL REFERENCE TO IRINJALAKUDA MUNICIPALITY”** is a record of independent and bonafide project work carried out by me under the supervision and guidance of Ms. Haritha C.R Asst. Professor- On contract, Department of Commerce, Christ College (Autonomous), Irinjalakuda.

The information and data given in the report is authentic to the best of my knowledge. The report has not been previously submitted for the award of any Degree, Diploma, Associateship or other similar title of any other university or institute.

Place: Irinjalakuda

Date: 13/3/2023


JYOTHIS C.P

CCAUBCM182

ACKNOWLEDGEMENT

I would like to take the opportunity to express my preferred thanks and gratitude to all people who have helped me with sound advice and able guidance.

Above all, I express my eternal gratitude to the Lord Almighty under whose divine guidance; I have been able to complete this work successfully.

I would like to express my sincere obligation to Rev. Dr. Jolly Andrews CMI our Principal, for providing various facilities.

I am thankful to Assoc.Prof. K.J. Joseph, Co-ordinator of the Department, for providing proper help and encouragement in the preparation of this report.

I am thankful to my class teacher, Ms. Teena Thomas, Asst. Professor-On contract, for providing proper help and encouragement in the preparation of this report.

I express my sincere gratitude to Ms. Haritha C.R, Asst. Professor-On contract, whose guidance and support throughout the training period helped me to complete this work successfully.

I would like to express my preferred gratitude to all the faculties of the department for their interest and cooperation in this regard.

I extend my hearty gratitude to the librarian and other library staffs of my college for their wholehearted cooperation.

I express my sincere thanks to my friends and family for their support in completing this report successfully.

Place: Irinjalakuda

JYOTHIS C.P

Date:

CCAUBCM182

TABLE OF CONTENTS

SL.NO	CONTENTS	
	LIST OF TABLES	
	LIST OF FIGURES	
CHAPTER I	INTRODUCTION	1 – 6
CHAPTER II	REVIEW OF LITERATURE	7 – 12
CHAPTER III	THEORETICAL FRAMEWORK	13 – 21
CHAPTER IV	DATA ANALYSIS AND INTERPRETATION	22 – 45
CHAPTER V	FINDINGS, SUGGESTIONS AND CONCLUSION	46 – 50
	BIBLIOGRAPHY	51 – 53
	APPENDIX	54 – 59

LIST OF TABLES

4.1	Table showing classification on the basis of age of respondents	23
4.2	Table showing the classification on the basis of gender	24
4.3	Table showing the classification on their level of education	25
4.4	Table showing the classification on the basis of their occupation	26
4.5	Table showing the classification on the basis of whether they have purchased jewellery online in the past	27
4.6	Table showing the classification on the basis of online shopping frequency	28
4.7	Table showing the classification on the basis of factors affecting online shopping	29
4.8	Table showing the classification on the basis of opinion about the variety of jewellery available online	30
4.9	Table showing the classification on the basis of easiness to find the product	31
4.10	Table showing the classification on the basis of pricing of jewellery online	32
4.11	Table showing the classification on the basis of preferred method of payment	33
4.12	Table showing the classification on the basis of whether the respondents had faced any issues in the past of main concerns during the online purchase of jewellery	34
4.13	Table showing the classification on the basis of	35

	whether the respondents had faced any issues in the past	
4.14	Table showing the classification on the basis of whether the respondents had faced any problems due to the delay in delivery	36
4.15	Table showing the classification on the basis of whether the number of respondents who had to return a jewellery purchased online	37
4.16	Table showing classification on the basis of level of satisfaction towards the website design and navigation	38
4.17	Table showing classification on the basis of whether the respondents had faced any issue with the customer service	39
4.18	Table showing the classification on the basis of issues regarding payment security	40
4.19	Table showing the classification on the basis of satisfaction of customer service	41
4.2	Table showing the classification on the respondents likeliness to visit a physical store before purchasing online	42
4.21	Table showing the classification on the basis of chance of recommending online jewellery shopping to others	43
4.22	Table showing the classification on the basis of steps to be taken to improve online shopping	44
4.23	Table showing the classification on the basis of overall satisfaction level of online purchase of jewellery	45

LIST OF FIGURES

4.1	Figure showing classification on the basis of age of respondents	23
4.2	Figure showing the classification on the basis of gender	24
4.3	Figure showing the classification on their level of education	25
4.4	Figure showing the classification on the basis of their occupation	26
4.5	Figure showing the classification on the basis of whether they have purchased jewellery online in the past	27
4.6	Figure showing the classification on the basis of online shopping frequency	28
4.7	Figure showing the classification on the basis of factors affecting online shopping	29
4.8	Figure showing the classification on the basis of opinion about the variety of jewellery available online	30
4.9	Figure showing the classification on the basis of easiness to find the product	31
4.10	Figure showing the classification on the basis of pricing of jewellery online	32
4.11	Figure showing the classification on the basis of preferred method of payment	33
4.12	Figure showing the classification on the basis of whether the respondents had faced any issues in the past of main concerns during the online purchase of jewellery	34
4.13	Figure showing the classification on the basis of whether the respondents had faced any issues in the past	35

4.14	Figure showing the classification on the basis of whether the respondents had faced any problems due to the delay in delivery	36
4.15	Figure showing the classification on the basis of the number of respondents who had to return a jewellery purchased online	37
4.16	Figure showing classification on the basis of level of satisfaction towards the website design and navigation	38
4.17	Figure showing classification on the basis of whether the respondents had faced any issue with the customer service	39
4.18	Figure showing the classification on the basis of issues regarding payment security	40
4.19	Figure showing the classification on the basis of satisfaction of customer service	41
4.20	Figure showing the classification on the respondents likeliness to visit a physical store before purchasing online	42
4.21	Figure showing the classification on the basis of chance of recommending online jewellery shopping to others	43
4.22	Figure showing the classification on the basis of steps to be taken to improve online shopping	44
4.23	Figure showing the classification on the basis of overall satisfaction level of online purchase of jewellery	45

“A STUDY ON STUDENT SATISFACTION ON BYJU’S APP”

Project report submitted to

CHRIST COLLEGE (AUTONOMOUS)

In partial fulfilment of the requirement for the award of the degree of

BACHELOR OF COMMERCE

Submitted by

KARTHIKA SATHYAN

(CCAUBCM183)

Under the supervision of

Ms. TEENA THOMAS



DEPARTMENT OF COMMERCE

CHRIST COLLEGE (AUTONOMOUS), IRINJALAKUDA

UNIVERSITY OF CALICUT

MARCH 2023

CHRIST COLLEGE (AUTONOMOUS), IRINJALAKUDA

CALICUT UNIVERSITY



DEPARTMENT OF COMMERCE

CERTIFICATE

This is to certify that the project report entitled “**A Study on Student Satisfaction on BYJU’S App**” is a bonafide record of project done by **KARTHIKA SATHYAN**, Reg. No. CCAUBCM183, under my guidance and supervision in partial fulfilment of the requirement for the award of the degree of **BACHELOR OF COMMERCE** and it has not previously formed the basis for any Degree, Diploma and Associateship or Fellowship.



Assoc. Prof. K.J. Joseph
Co-ordinator



Ms. TEENA THOMAS
Project Guide



DECLARATION

I, **KARTHIKA SATHYAN**, hereby declare that the project work entitled “**A STUDY ON STUDENT SATISFACTION ON BYJU’S APP**” is a record of independent and bonafide project work carried out by me under the supervision and guidance of Ms. Teena Thomas Asst. Professor-On contract, Department of Commerce, Christ College (Autonomous), Irinjalakuda.

The information and data given in the report is authentic to the best of my knowledge. The report has not been previously submitted for the award of any Degree, Diploma, Associateship or other similar title of any other university or institute.

Place: Irinjalakuda

KARTHIKA SATHYAN

Date:

CCAUBCM183

ACKNOWLEDGEMENT

I would like to take the opportunity to express my preferred thanks and gratitude to all people who have helped me with sound advice and able guidance.

Above all, I express my eternal gratitude to the Lord Almighty under whose divine guidance; I have been able to complete this work successfully.

I would like to express my sincere obligation to Rev. Dr. Jolly Andrews CMI our Principal, for providing various facilities.

I am thankful to Assoc. Prof. K.J. Joseph, Co-ordinator of the Department, for providing proper help and encouragement in the preparation of this report.

I am thankful to my class teacher, Ms. Teena Thomas, Asst. Professor-On contract, for providing proper help and encouragement in the preparation of this report.

I express my sincere gratitude to Ms. Teena Thomas, Asst. Professor-On contract, whose guidance and support throughout the training period helped me to complete this work successfully.

I would like to express my preferred gratitude to all the faculties of the department for their interest and cooperation in this regard.

I extend my hearty gratitude to the librarian and other library staffs of my college for their wholehearted cooperation.

I express my sincere thanks to my friends and family for their support in completing this report successfully.

Place: Irinjalakuda

KARTHIKA SATHYAN

Date:

TABLES OF CONTENTS

SL.NO	CONTENTS	PAGE NO:
	LIST OF TABLES	
	LIST OF FIGURES	
CHAPTER I	INTRODUCTION	2-5
CHAPTER II	REVIEW OF LITERATURE	6-11
CHAPTER III	THEORETICAL FRAMEWORK	13-16
CHAPTER IV	DATA ANALYSIS AND INTERPRETATION	18-34
CHAPTER V	FINDINGS, SUGGESTIONS & CONCLUSION	36-38
	BIBLIOGRAPHY	40-41
	ANNEXURE	43-45

LIST OF TABLES

TABLE NO	TITLE	PAGE NO:
4.1	Table showing age of respondents.	18
4.2	Table showing gender of respondents.	19
4.3	Table showing grade of respondents.	20
4.4	Table showing usage of online education platform.	21
4.5	Table showing online education can be more effective than offline.	22
4.6	Table showing mode of education you prefer.	23
4.7	Table showing source of information.	24
4.8	Table showing the usage of BYJU'S app.	25
4.9	Table showing visual representation of topics makes studying easy.	26
4.10	Table showing BYJU'S app is costly.	27
4.11	Table showing good substitute for tuition.	28
4.12	Table showing any other online education apps better than BYJU'S app.	29
4.13	Table showing tutors are knowledgeable about the subject they teach.	30
4.14	Table showing doubts are cleared at time.	31

4.15	Table showing artificial intelligence made learning more easier.	32
4.16	Table showing learning tougher topics is easier in BYJU'S app.	33
4.17	Table showing online education platforms you prefer.	34

LIST OF GRAPHS

FIGURE NO	TITLE	PAGE NO:
4.1.	Figure showing age of respondents.	18
4.2	Figure showing gender of respondents.	19
4.3	Figure showing grade of respondents.	20
4.4	Figure showing usage of online education platform.	21
4.5	Figure showing online education can be more effective than offline.	22
4.6	Figure showing mode of education you prefer.	23
4.7	Figure showing source of information.	24
4.8	Figure showing the usage of BYJU'S app.	25
4.9	Figure showing visual representation of topics makes studying easy.	26
4.10	Figure showing BYJU'S app is costly.	27
4.11	Figure showing good substitute for tuition.	28
4.12	Figure showing any other online education apps better than BYJU'S app.	29
4.13	Figure showing tutors are knowledgeable about the subject they teach.	30
4.14	Figure showing doubts are cleared at time.	30

4.15	Figure showing artificial intelligence made learning more easier.	32
4.16	Figure showing learning tougher topics is easier in BYJU'S app.	33
4.17	Figure showing online education platforms you prefer.	34

“JOB SATISFACTION OF KSTRC EMPLOYEES”

Project Report submitted to

CHRIST COLLEGE (AUTONOMOUS)

In partial fulfilment of the requirement for the award of the degree of

BACHELOR OF COMMERCE

Submitted by

KEERTHY BOBAN

(CCAUBCM184)

Under the supervision of

Ms. MRIDULA GOVIND



DEPARTMENT OF COMMERCE

CHRIST COLLEGE (AUTONOMOUS), IRINJALAKUDA

UNIVERSITY OF CALICUT

MARCH 2023

CHRIST COLLEGE (AUTONOMOUS), IRINJALAKUDA
CALICUT UNIVERSITY




DEPARTMENT OF COMMERCE
CERTIFICATE

This is to certify that the project report entitled "**JOB SATISFACTION OF KSRTC EMPLOYEES**" is a bonafide record of project done by **KEERTHY BOBAN**, Reg. No. CCAUBCM184, under my guidance and supervision in partial fulfilment of the requirement for the award of the degree of **BACHELOR OF COMMERCE** and it has not previously formed the basis for any Degree, Diploma and Associateship or Fellowship.

Assoc.Prof. K.J. Joseph
Co-ordinator

Ms. MRIDULA GOVIND
Project Guide



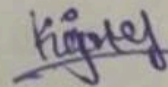
DECLARATION

I, **KEERTHY BOBAN**, hereby declare that the project work entitled "**JOB SATISFACTION OF KSRTC EMPLOYEES**" is a record of independent and bonafide project work carried out by me under the supervision and guidance of **Ms. MRIDULA GOVIND** Asst. Professor-On contract, Department of Commerce, Christ College (Autonomous), Irinjalakuda.

The information and data given in the report is authentic to the best of my knowledge. The report has not been previously submitted for the award of any Degree, Diploma, Associateship or other similar title of any other university or institute.

Place: Irinjalakuda

Date: 13.03.2023



KEERTHY BOBAN

CCAUBCM184

ACKNOWLEDGEMENT

I would like to take the opportunity to express my preferred thanks and gratitude to all people who have helped me with sound advice and able guidance.

Above all, I express my eternal gratitude to the Lord Almighty under whose divine guidance; I have been able to complete this work successfully.

I would like to express my sincere obligation to Rev. Dr. Jolly Andrews CMI our Principal, for providing various facilities.

I am thankful to Assoc.Prof. K.J. Joseph, Co-ordinator of the Department, for providing proper help and encouragement in the preparation of this report.

I am thankful to my class teacher, Ms. Teena Thomas, Asst. Professor-On contract, for providing proper help and encouragement in the preparation of this report.


I express my sincere gratitude to Ms. MRIDULA GOVIND, Asst. Professor-On contract, whose guidance and support throughout the training period helped me to complete this work successfully.

I would like to express my preferred gratitude to all the faculties of the department for their interest and cooperation in this regard.

I extend my hearty gratitude to the librarian and other library staffs of my college for their wholehearted cooperation.

I express my sincere thanks to my friends and family for their support in completing this report successfully.

Place: Irinjalakuda


KEERTHY BOBAN

Date : 13.03.2023

TABLES OF CONTENTS

SL.NO	CONTENTS	PAGE NO.
	LIST OF TABLES	
	LIST OF FIGURES	
CHAPTER I	INTRODUCTION	1-4
CHAPTER II	REVIEW OF LITERATURE	5-7
CHAPTER III	THEORETICAL FRAMEWORK	8-12
CHAPTER IV	DATA ANALYSIS AND INTERPRETATION	13-32
CHAPTER V	FINDINGS, SUGGESTIONS & CONCLUSION	33-34
	BIBLIOGRAPHY	
	APPENDIX	

LIST OF TABLES

TABLE NO	TITLE	PAGE NO:
4.1	Table showing classification on the basis of gender	13
4.2	Table showing the classification on the basis of satisfaction with the job	14
4.3	Table showing the classification on their job position	15
4.4	Table showing the classification on the basis of getting their salary	16
4.5	Table showing the classification on the basis of working hours	17
4.6	Table showing the classification on the basis of monthly income	18
4.7	Table showing the classification on the basis of their posting: temporary/permanent	19
4.8	Table showing the classification on the basis of bonus	20
4.9	Table showing the classification on the basis of satisfaction level with the present working condition	21
4.10	Table showing the respondents fear of losing their job during the covid -19	22
4.11	Table showing the classification on whether the covid 19 affects the working of KSRTC	23
4.12	Table showing the level of employee satisfaction towards the management efficiency	24

4.13	Table showing the classification on whether the employees faced any bad situation from the passengers	25
4.14	Table showing the number of years of experience	26
4.15	Table showing the classification on the satisfaction level of current pension system	27
4.16	Table showing classification on the level of satisfaction towards the trade union influence	28
4.17	Table showing the satisfaction of employees with their coworkers	29
4.18	Table showing the classification on the basis of satisfaction of the road conditions	30
4.19	Table showing the classification on the basis of satisfaction of current working hours	31
4.20	Table showing the classification on the satisfaction of employees towards the prevailing rules and regulations	32

LIST OF FIGURES

TABLE NO	TITLE	PAGE NO:
4.1	Figure showing classification on the basis of gender	13
4.2	Figure showing the classification on the basis of satisfaction with the job	14
4.3	Figure showing the classification on their job position	15
4.4	Figure showing the classification on the basis of getting their salary	16
4.5	Figure showing the classification on the basis of working hours	17
4.6	Figure showing the classification on the basis of monthly income	18
4.7	Figure showing the classification on the basis of their posting: temporary/permanent	19
4.8	Figure showing the classification on the basis of bonus	20
4.9	Figure showing the classification on the basis of satisfaction level with the present working condition	21
4.10	Figure showing the respondents fear of losing their job during the covid -19	22
4.11	Figure showing the classification on whether the covid 19 affected the working of KSRTC	23

4.12	Figure showing the level of employee satisfaction towards the management efficiency	24
4.13	Figure showing the classification on whether the employees faced any bad situation from the passengers	25
4.14	Figure showing the number of years of experience	26
4.15	Figure showing the classification on the satisfaction level of current pension system	27
4.16	Figure showing classification on the level of satisfaction towards the trade union influence	28
4.17	Figure showing the satisfaction of employees with their coworkers	29
4.18	Figure showing the classification on the basis of satisfaction of the road conditions	30
4.19	Figure showing the classification on the basis of satisfaction of current working hours	31
4.20	Figure showing the classification on the satisfaction of employees towards the prevailing rules and regulations	32

**“A STUDY ON CUSTOMER SATISFACTION OF DIGITAL
PAYMENTS WITH SPECIAL REFERENCE TO GOOGLE
PAY AND PHONE PE”**

Project Report submitted to

CHRIST COLLEGE (AUTONOMOUS)

In partial fulfilment of the requirement for the award of the degree of

BACHELOR OF COMMERCE

Submitted by

MALAVIKA SREEKUMAR

(CCAUBCM185)

Under the supervision of

Mr. VISHNU M S



DEPARTMENT OF COMMERCE

CHRIST COLLEGE (AUTONOMOUS), IRINJALAKUDA

UNIVERSITY OF CALICUT

MARCH 2023

CHRIST COLLEGE (AUTONOMOUS), IRINJALAKUDA

CALICUT UNIVERSITY



DEPARTMENT OF COMMERCE
CERTIFICATE

This is to certify that the project report entitled “**A Study on Customer Satisfaction of Digital Payments with special reference to Google Pay and Phone pe**” is a bonafide record of project done by **MALAVIKA SREEKUMAR**, Reg. No. CCAUBCM185, under my guidance and supervision in partial fulfilment of the requirement for the award of the degree of **BACHELOR OF COMMERCE** and it has not previously formed the basis for any Degree, Diploma and Associateship or Fellowship.

Assoc. Prof. K.J. Joseph
Co-ordinator

Mr. VISHNU M S
Project Guide



DECLARATION

I, MALAVIKA SREEKUMAR, hereby declare that the project work entitled "A STUDY ON CUSTOMER SATISFACTION OF DIGITAL PAYMENTS WITH SPECIAL REFERENCE TO GOOGLE PAY AND PHONE PE" is a record of independent and bonafide project work carried out by me under the supervision and guidance of Mr. Vishnu M S Asst. Professor-On contract, Department of Commerce, Christ College (Autonomous), Irinjalakuda.

The information and data given in the report is authentic to the best of my knowledge. The report has not been previously submitted for the award of any Degree, Diploma, Associateship or other similar title of any other university or institute.

Place: Irinjalakuda

Date: 13.03.2023



MALAVIKA SREEKUMAR

CCAUBCM185

ACKNOWLEDGEMENT

I would like to take the opportunity to express my preferred thanks and gratitude to all people who have helped me with sound advice and able guidance.

Above all, I express my eternal gratitude to the Lord Almighty under whose divine guidance; I have been able to complete this work successfully.

I would like to express my sincere obligation to **Rev. Dr. Jolly Andrews CMI** our Principal, for providing various facilities.

I am thankful to Assoc. Prof. K.J. Joseph, Co-ordinator of the Department, for providing proper help and encouragement in the preparation of this report.

I am thankful to my class teacher, Ms. Teena Thomas, Asst. Professor-On contract, for providing proper help and encouragement in the preparation of this report.

I express my sincere gratitude to Mr. Vishnu M S, Asst. Professor-On contract, whose guidance and support throughout the training period helped me to complete this work successfully.

I would like to express my preferred gratitude to all the faculties of the department for their interest and cooperation in this regard.

I extend my hearty gratitude to the librarian and other library staffs of my college for their wholehearted cooperation.

I express my sincere thanks to my friends and family for their support in completing this report successfully.

Place: Irinjalakuda

MALAVIKA SREEKUMAR

Date: 13.03.2023

TABLES OF CONTENTS

SL.NO	CONTENTS	PAGE NO
	LIST OF TABLES	
	LIST OF FIGURES	
CHAPTER I	INTRODUCTION	1
CHAPTER II	REVIEW OF LITERATURE	5
CHAPTER III	THEORETICAL FRAMEWORK	8
CHAPTER IV	DATA ANALYSIS AND INTERPRETATION	17
CHAPTER V	FINDINGS, SUGGESTIONS & CONCLUSION	38
	BIBLIOGRAPHY	41

LIST OF TABLES

TABLE NO	TITLE	PAGE NO
4.1	Table showing Gender of respondents	17
4.2	Table showing Age of respondents	18
4.3	Table showing Occupation of respondents	19
4.4	Table showing Family income of respondents	20
4.5	Table showing classification according to usage of digital payment apps	21
4.6	Table Showing classification according to most preferred digital payment service	22
4.7	Table showing classification according to time period of using digital payments	23
4.8	Table showing classification according to purpose of using digital payments	24
4.9	Table showing classification according to frequency of using digital payments in a month	26
4.10	Table showing classification according to factors influencing towards digital payments	27

4.11	Table showing classification according to biggest concern while using digital payments	29
4.12	Table showing classification according to problems faced while using digital payments	30
4.13	Table showing classification according to how respondents come to know about digital payments	31
4.14	Table showing classification on the basis if respondents has ever stopped using digital payments	32
4.15	Table showing classification on basis of digital payment if it has future in India	33
4.16	Table showing classification on basis if going cashless is beneficial for economic growth in India	34
4.17	Table showing classification on basis if outbreak of covid has increased use of digital payments	35
4.18	Table showing classification on basis if respondents suggest digital payments to others	36

4.19	Table showing classification on basis if respondents are satisfied by using digital payments	37
------	--	----

LIST OF FIGURES

FIGURE NO	TITLE	PAGE NO
4.1	Figure showing gender of respondents	17
4.2	Figure showing age of respondents	18
4.3	Figure showing occupation of respondents	19
4.4	Figure showing family income of respondents	20
4.5	Figure showing classification according to usage of digital payments app	21
4.6	Figure showing classification according to most preferred digital payment service	22
4.7	Figure showing classification according to time period of using digital payments	23
4.8	Figure showing classification according to purpose of using digital payments	25
4.9	Figure showing classification according to frequency of using digital payments in a month	26
4.10	Figure showing classification according to factors influencing towards digital payments	28
4.11	Figure showing classification according to biggest concern while using digital payments	29

4.12	Figure showing classification according to problems faced while using digital payments	30
4.13	Figure showing classification according to how respondents come to know about digital payments	31
4.14	Figure showing classification on the basis if respondents has ever stopped using digital payments	32
4.15	Figure showing classification on the basis of digital payments if it has future in India	33
4.16	Figure showing classification on the basis if going cashless ids beneficial for economic growth in India	34
4.17	Figure showing classification on the basis if outbreak of covid has increased use of digital payments	35
4.18	Figure showing classification on the basis if respondents suggest digital payments to others	36
4.19	Figure showing classification on the basis if respondents are satisfied by using digital payments	37

**“A STUDY ON CUSTOMER SATISFACTION TOWARDS
ONLINE PURCHASE OF JEWELLERY WITH SPECIAL
REFERENCE TO IRINJALAKUDA MUNICIPALITY”**

Project Report submitted to

CHRIST COLLEGE (AUTONOMOUS)

In partial fulfillment of the requirement for the award of the degree of

BACHELOR OF COMMERCE

Submitted by

MARIA SHAJAN

(CCAUBCM186)

Under the supervision of

Ms. HARITHA C.R



DEPARTMENT OF COMMERCE

CHRIST COLLEGE (AUTONOMOUS), IRINJALAKUDA

UNIVERSITY OF CALICUT

MARCH 2023

CHRIST COLLEGE (AUTONOMOUS), IRINJALAKUDA

CALICUT UNIVERSITY



DEPARTMENT OF COMMERCE

CERTIFICATE

This is to certify that the project report entitled “**A STUDY ON CUSTOMER SATISFACTION TOWARDS ONLINE PURCHASE OF JEWELLERY WITH SPECIAL REFERENCE TO IRINJALAKUDA MUNICIPALITY**” is a bonafide record of project done by **MARIA SHAJAN**, Reg. No. CCAUBCM186, under my guidance and supervision in partial fulfillment of the requirement for the award of the degree of **BACHELOR OF COMMERCE** and it has not previously formed the basis for any Degree, Diploma and Associateship or Fellowship.

Joseph

Assoc.Prof. K.J. Joseph
Coordinator

Haritha

Ms. HARITHA C.R
Project Guide




DECLARATION

I, **MARIA SHAJAN**, hereby declare that the project work entitled “**A STUDY ON CUSTOMER SATISFACTION TOWARDS ONLINE PURCHASE OF JEWELLERY WITH SPECIAL REFERENCE TO IRINJALAKUDA MUNICIPALITY**” is a record of independent and bonafide project work carried out by me under the supervision and guidance of Ms. Haritha C.R Asst. Professor- On contract, Department of Commerce, Christ College (Autonomous), Irinjalakuda.

The information and data given in the report is authentic to the best of my knowledge. The report has not been previously submitted for the award of any Degree, Diploma, Associateship or other similar title of any other university or institute.

Place: Irinjalakuda

Date: 13 | 03 | 2023



MARIA SHAJAN

CCAUBCM186

ACKNOWLEDGEMENT

I would like to take the opportunity to express my preferred thanks and gratitude to all people who have helped me with sound advice and able guidance.

Above all, I express my eternal gratitude to the Lord Almighty under whose divine guidance; I have been able to complete this work successfully.

I would like to express my sincere obligation to Rev. Dr. Jolly Andrews CMI our Principal, for providing various facilities.

I am thankful to Assoc.Prof. K.J. Joseph, Co-ordinator of the Department, for providing proper help and encouragement in the preparation of this report.

I am thankful to my class teacher, Ms. Teena Thomas, Asst. Professor-On contract, for providing proper help and encouragement in the preparation of this report.

I express my sincere gratitude to Ms. Haritha C.R, Asst. Professor-On contract, whose guidance and support throughout the training period helped me to complete this work successfully.

I would like to express my preferred gratitude to all the faculties of the department for their interest and cooperation in this regard.

I extend my hearty gratitude to the librarian and other library staffs of my college for their wholehearted cooperation.

I express my sincere thanks to my friends and family for their support in completing this report successfully.

Place: Irinjalakuda

Date: 13/3/2023

MARIA SHAJAN

CCAUBCM186

TABLE OF CONTENTS

SL.NO	CONTENTS	
	LIST OF TABLES	
	LIST OF FIGURES	
CHAPTER I	INTRODUCTION	1 – 6
CHAPTER II	REVIEW OF LITERATURE	7 – 12
CHAPTER III	THEORETICAL FRAMEWORK	13 – 21
CHAPTER IV	DATA ANALYSIS AND INTERPRETATION	22 – 45
CHAPTER V	FINDINGS, SUGGESTIONS AND CONCLUSION	46 – 50
	BIBLIOGRAPHY	51 – 53
	APPENDIX	54 – 59

LIST OF TABLES

4.1	Table showing classification on the basis of age of respondents	23
4.2	Table showing the classification on the basis of gender	24
4.3	Table showing the classification on their level of education	25
4.4	Table showing the classification on the basis of their occupation	26
4.5	Table showing the classification on the basis of whether they have purchased jewellery online in the past	27
4.6	Table showing the classification on the basis of online shopping frequency	28
4.7	Table showing the classification on the basis of factors affecting online shopping	29
4.8	Table showing the classification on the basis of opinion about the variety of jewellery available online	30
4.9	Table showing the classification on the basis of easiness to find the product	31
4.10	Table showing the classification on the basis of pricing of jewellery online	32
4.11	Table showing the classification on the basis of preferred method of payment	33
4.12	Table showing the classification on the basis of whether the respondents had faced any issues in the past of main concerns during the online purchase of jewellery	34
4.13	Table showing the classification on the basis of	35

	whether the respondents had faced any issues in the past	
4.14	Table showing the classification on the basis of whether the respondents had faced any problems due to the delay in delivery	36
4.15	Table showing the classification on the basis of whether the number of respondents who had to return a jewellery purchased online	37
4.16	Table showing classification on the basis of level of satisfaction towards the website design and navigation	38
4.17	Table showing classification on the basis of whether the respondents had faced any issue with the customer service	39
4.18	Table showing the classification on the basis of issues regarding payment security	40
4.19	Table showing the classification on the basis of satisfaction of customer service	41
4.2	Table showing the classification on the respondents likeliness to visit a physical store before purchasing online	42
4.21	Table showing the classification on the basis of chance of recommending online jewellery shopping to others	43
4.22	Table showing the classification on the basis of steps to be taken to improve online shopping	44
4.23	Table showing the classification on the basis of overall satisfaction level of online purchase of jewellery	45

LIST OF FIGURES

4.1	Figure showing classification on the basis of age of respondents	23
4.2	Figure showing the classification on the basis of gender	24
4.3	Figure showing the classification on their level of education	25
4.4	Figure showing the classification on the basis of their occupation	26
4.5	Figure showing the classification on the basis of whether they have purchased jewellery online in the past	27
4.6	Figure showing the classification on the basis of online shopping frequency	28
4.7	Figure showing the classification on the basis of factors affecting online shopping	29
4.8	Figure showing the classification on the basis of opinion about the variety of jewellery available online	30
4.9	Figure showing the classification on the basis of easiness to find the product	31
4.10	Figure showing the classification on the basis of pricing of jewellery online	32
4.11	Figure showing the classification on the basis of preferred method of payment	33
4.12	Figure showing the classification on the basis of whether the respondents had faced any issues in the past of main concerns during the online purchase of jewellery	34
4.13	Figure showing the classification on the basis of whether the respondents had faced any issues in the past	35

4.14	Figure showing the classification on the basis of whether the respondents had faced any problems due to the delay in delivery	36
4.15	Figure showing the classification on the basis of the number of respondents who had to return a jewellery purchased online	37
4.16	Figure showing classification on the basis of level of satisfaction towards the website design and navigation	38
4.17	Figure showing classification on the basis of whether the respondents had faced any issue with the customer service	39
4.18	Figure showing the classification on the basis of issues regarding payment security	40
4.19	Figure showing the classification on the basis of satisfaction of customer service	41
4.20	Figure showing the classification on the respondents likeliness to visit a physical store before purchasing online	42
4.21	Figure showing the classification on the basis of chance of recommending online jewellery shopping to others	43
4.22	Figure showing the classification on the basis of steps to be taken to improve online shopping	44
4.23	Figure showing the classification on the basis of overall satisfaction level of online purchase of jewellery	45

**“A STUDY ON CONSUMER BEHAVIOUR TOWARDS
COSMETIC INDUSTRY AND INFLUENCER MARKETING”**

Project Report submitted to

CHRIST COLLEGE (AUTONOMOUS)

In partial fulfilment of the requirement for the award of the degree of

BACHELOR OF COMMERCE

Submitted by

MILAN JOSEPH

(CCAUBCM187)

Under the supervision of

Ms. SHINY A.O



DEPARTMENT OF COMMERCE

CHRIST COLLEGE (AUTONOMOUS), IRINJALAKUDA

UNIVERSITY OF CALICUT

MARCH 2023

CHRIST COLLEGE (AUTONOMOUS), IRINJALAKUDA

CALICUT UNIVERSITY



DEPARTMENT OF COMMERCE

CERTIFICATE

This is to certify that the project report entitled “**A STUDY ON CONSUMER BEHAVIOUR TOWARDS COSMETIC INDUSTRY AND INFLUENCER MARKETING**” is a bonafide record of project done by **MILAN JOSEPH**, Reg. No. CCAUBCM187, under my guidance and supervision in partial fulfillment of the requirement for the award of the degree of **BACHELOR OF COMMERCE** and it has not previously formed the basis for any Degree, Diploma and Associateship or Fellowship.

Asso. Prof. K.J. Joseph

Co-ordinator

Ms. SHINY A.O

Project Guide



DECLARATION

I, **MILAN JOSEPH**, hereby declare that the project work entitled “**A STUDY ON CONSUMER BEHAVIOUR TOWARDS COSMETIC INDUSTRY AND INFLUENCER MARKETING**” is a record of independent and bonafide project work carried out by me under the supervision and guidance of Ms.Shiny A.O Asst. Professor-On contract, Department of Commerce, Christ College (Autonomous), Irinjalakuda.

The information and data given in the report is authentic to the best of my knowledge. The report has not been previously submitted for the award of any Degree, Diploma, Associateship or other similar title of any other university or institute.

Place: Irinjalakuda

Date: 13/03/2023



MILAN JOSEPH

CCAUBCM187

ACKNOWLEDGEMENT

I would like to take the opportunity to express my preferred thanks and gratitude to all people who have helped me with sound advice and able guidance.

Above all, I express my eternal gratitude to the Lord Almighty under whose divine guidance; I have been able to complete this work successfully.

I would like to express my sincere obligation to **Rev. Dr. Jolly Andrews CMI** our principal, for providing various facilities.

I am thankful to Asso.Prof. K.J. Joseph, Co-ordinator of the Department, for providing proper help and encouragement in the preparation of this report.

I am thankful to my class teacher, Ms. Teena Thomas, Asst. Professor-On contract, for providing proper help and encouragement in the preparation of this report.

I express my sincere gratitude to Ms. Shiny A.O, Asst. Professor-On contract, whose guidance and support throughout the training period helped me to complete this work successfully.

I would like to express my preferred gratitude to all the faculties of the department for their interest and cooperation in this regard.

I extend my hearty gratitude to the librarian and other library staffs of my college for their wholehearted cooperation.

I express my sincere thanks to my friends and family for their support in completing this report successfully.

Place: Irinjalakuda

MILAN JOSEPH

Date:13/03/2023

TABLE OF CONTENTS

SI. No	TITLE	PAGE No
	LIST OF TABLES	
	LIST OF FIGURES	
CHAPTER 1	INTRODUCTION	1-4
CHAPTER 2	REVIEW OF LITERATURE	5-6
CHAPTER 3	THEORETICAL FRAMEWORK	7-8
CHAPTER 4	DATA ANALYSIS AND INTERPRETATION	9-29
CHAPTER 5	FINDINGS, CONCLUSION AND SUGGESTIONS	30-33
	BIBILIOGRAPHY	

LIST OF TABLES

TABLE NO.	TITLE	PAGE NO.
4.1	Table showing the classification of the respondents on the basis of gender.	9
4.2	Table showing consumption frequency of respondents.	10
4.3	Table showing the classification of the respondents on the basis of different kinds of cosmetic products they spend more on.	11
4.4	Table showing product preference.	12
4.5	Table showing the classification of respondents on the basis of noticing paid promotion content on social media.	13
4.6	Table showing the opinion of respondents on watching paid promotion of content created by influencers to the fullest.	14
4.7	Table showing the classification of respondents on the basis of previous cosmetic purchases made after influenced by a influencer paid promotion content.	15
4.8	Table showing the opinion of respondents on increasing trust towards influencer marketing	16
4.9	Table showing classification of respondents on the basis of usage of coupon code.	17
4.10	Table showing the classification with familiarity with influencer marketing.	18
4.11	Table showing the opinion of respondents on the influencer marketing changed the cosmetic marketing trend.	19

4.12	Table shows the opinion of respondents in how effective is product reviews in influencer marketing.	20
4.13	Table shows opinion of respondents that do they believe that influencer marketing has a positive or negative impact on the perception of cosmetic brands.	21
4.14	Table shows opinion of respondents on How do influencer recommendations influence cosmetic product purchases compared to other factors such as brand reputation product ingredients and price.	22
4.15	Table shows opinion of respondent's on How often they buy cosmetic products under the influence of a celebrity.	23
4.16	Table shows opinion on effectiveness of influencer marketing.	24
4.17	Table shows respondents' opinions on how likely they suggest such promotional videos or post them to family or friend.	25
4.18	Table shows respondents' opinion on whether influencer marketing has more influence over traditional marketing.	26
4.19	Table shows chance of purchasing product if it is endorsed by celebrity or micro influencer.	27
4.20	Table shows satisfaction on purchase under influencer marketing.	28
4.21	Table shows changes noticed on spending behavior and self-care consciousness after being influenced.	29

LIST OF FIGURES

FIGURE NO.	TITLE	PAGE NO.
4.1	Graph showing gender classification	9
4.2	Graph showing consumption frequency of respondents	10
4.3	Graph showing product preference.	11
4.4	Graph showing review consultation based classification.	12
4.5	Graph showing the classification of respondents on the basis of noticing paid promotion content.	13
4.6	Graph shows the opinion towards paid promotion contents.	14
4.7	Graph showing the analysis of previous purchase.	15
4.8	Graph showing increase in trust on influencer marketing.	16
4.9	Graph showing classification on coupon code usage.	17
4.10	Graph showing classification on familiarity.	18
4.11	Graph showing opinion on effect of cosmetic trend change.	19
4.12	Graph showing effect of influencer marketing.	20
4.13	Graph showing the opinion on influencer marketing impact.	21

4.14	Graph showing opinion towards influencer product purchase.	22
4.15	Graph shows purchase of products under influencer marketing.	23
4.16	Graph on the opinion on effectiveness of influencer marketing.	24
4.17	Graph on the suggestion of promotion content	25
4.18	Graph showing effectiveness of influencer marketing over traditional marketing.	26
4.19	Graph shows chance of purchasing product if it is endorsed by celebrity or micro influencer.	27
4.20	Graph shows satisfaction on purchase under influencer marketing.	28
4.21	Graph shows changes noticed on spending behavior and self-care consciousness after being influenced.	29

**“A STUDY ON CUSTOMER SATISFACTION OF DIGITAL
PAYMENTS WITH SPECIAL REFERENCE TO GOOGLE
PAY AND PHONE PE”**

Project Report submitted to

CHRIST COLLEGE (AUTONOMOUS)

In partial fulfilment of the requirement for the award of the degree of

BACHELOR OF COMMERCE

Submitted by

MINA SULTHANA

(CCAUBCM188)

Under the supervision of

Mr. VISHNU M S



DEPARTMENT OF COMMERCE

CHRIST COLLEGE (AUTONOMOUS), IRINJALAKUDA

UNIVERSITY OF CALICUT

MARCH 2023

CHRIST COLLEGE (AUTONOMOUS), IRINJALAKUDA

CALICUT UNIVERSITY



DEPARTMENT OF COMMERCE

CERTIFICATE

This is to certify that the project report entitled “**A Study on Customer Satisfaction of Digital Payments with special reference to Google Pay and Phone pe**” is a bonafide record of project done by **MINA SULTHANA**, Reg. No. CCAUBCM188, under my guidance and supervision in partial fulfilment of the requirement for the award of the degree of **BACHELOR OF COMMERCE** and it has not previously formed the basis for any Degree, Diploma and Associateship or Fellowship.

Assoc. Prof. K.J. Joseph
Co-ordinator

Mr. VISHNU M S
Project Guide



DECLARATION

I, **MINA SULTHANA**, hereby declare that the project work entitled “**A STUDY ON CUSTOMER SATISFACTION OF DIGITAL PAYMENTS WITH SPECIAL REFERENCE TO GOOGLE PAY AND PHONE PE**” is a record of independent and bonafide project work carried out by me under the supervision and guidance of Mr. Vishnu M S Asst. Professor-On contract, Department of Commerce, Christ College (Autonomous), Irinjalakuda.

The information and data given in the report is authentic to the best of my knowledge. The report has not been previously submitted for the award of any Degree, Diploma, Associateship or other similar title of any other university or institute.

Place: Irinjalakuda

Date: 13/3/2023



MINA SULTHANA

CCAUBCM188

ACKNOWLEDGEMENT

I would like to take the opportunity to express my preferred thanks and gratitude to all people who have helped me with sound advice and able guidance.

Above all, I express my eternal gratitude to the Lord Almighty under whose divine guidance; I have been able to complete this work successfully.

I would like to express my sincere obligation to **Rev. Dr. Jolly Andrews** CMI our Principal, for providing various facilities.

I am thankful to Assoc. Prof. K.J. Joseph, Co-ordinator of the Department, for providing proper help and encouragement in the preparation of this report.

I am thankful to my class teacher, Ms. Teena Thomas, Asst. Professor-On contract, for providing proper help and encouragement in the preparation of this report.

I express my sincere gratitude to Mr. Vishnu M S , Asst. Professor-On contract, whose guidance and support throughout the training period helped me to complete this work successfully.

I would like to express my preferred gratitude to all the faculties of the department for their interest and cooperation in this regard.

I extend my hearty gratitude to the librarian and other library staffs of my college for their wholehearted cooperation.

I express my sincere thanks to my friends and family for their support in completing this report successfully.

Place: Irinjalakuda

MINASULTHANA

Date: 13/3/2023

TABLES OF CONTENTS

SL.NO	CONTENTS	PAGE NO
	LIST OF TABLES	
	LIST OF FIGURES	
CHAPTER I	INTRODUCTION	1
CHAPTER II	REVIEW OF LITERATURE	5
CHAPTER III	THEORETICAL FRAMEWORK	8
CHAPTER IV	DATA ANALYSIS AND INTERPRETATION	17
CHAPTER V	FINDINGS, SUGGESTIONS & CONCLUSION	38
	BIBLIOGRAPHY	41

LIST OF TABLES

TABLE NO	TITLE	PAGE NO
4.1	Table showing Gender of respondents	17
4.2	Table showing Age of respondents	18
4.3	Table showing Occupation of respondents	19
4.4	Table showing Family income of respondents	20
4.5	Table showing classification according to usage of digital payment apps	21
4.6	Table Showing classification according to most preferred digital payment service	22
4.7	Table showing classification according to time period of using digital payments	23
4.8	Table showing classification according to purpose of using digital payments	24
4.9	Table showing classification according to frequency of using digital payments in a month	26
4.10	Table showing classification according to factors influencing towards digital payments	27

4.11	Table showing classification according to biggest concern while using digital payments	29
4.12	Table showing classification according to problems faced while using digital payments	30
4.13	Table showing classification according to how respondents come to know about digital payments	31
4.14	Table showing classification on the basis if respondents has ever stopped using digital payments	32
4.15	Table showing classification on basis of digital payment if it has future in India	33
4.16	Table showing classification on basis if going cashless is beneficial for economic growth in India	34
4.17	Table showing classification on basis if outbreak of covid has increased use of digital payments	35
4.18	Table showing classification on basis if respondents suggest digital payments to others	36

4.19	Table showing classification on basis if respondents are satisfied by using digital payments	37
------	--	----

LIST OF FIGURES

FIGURE NO	TITLE	PAGE NO
4.1	Figure showing gender of respondents	17
4.2	Figure showing age of respondents	18
4.3	Figure showing occupation of respondents	19
4.4	Figure showing family income of respondents	20
4.5	Figure showing classification according to usage of digital payments app	21
4.6	Figure showing classification according to most preferred digital payment service	22
4.7	Figure showing classification according to time period of using digital payments	23
4.8	Figure showing classification according to purpose of using digital payments	25
4.9	Figure showing classification according to frequency of using digital payments in a month	26
4.10	Figure showing classification according to factors influencing towards digital payments	28
4.11	Figure showing classification according to biggest concern while using digital payments	29

4.12	Figure showing classification according to problems faced while using digital payments	30
4.13	Figure showing classification according to how respondents come to know about digital payments	31
4.14	Figure showing classification on the basis if respondents has ever stopped using digital payments	32
4.15	Figure showing classification on the basis of digital payments if it has future in India	33
4.16	Figure showing classification on the basis if going cashless ids beneficial for economic growth in India	34
4.17	Figure showing classification on the basis if outbreak of covid has increased use of digital payments	35
4.18	Figure showing classification on the basis if respondents suggest digital payments to others	36
4.19	Figure showing classification on the basis if respondents are satisfied by using digital payments	37

**“A STUDY ON FINANCIAL PERFORMANCE OF KSE LTD
IRINJALAKUDA”**

Project Report submitted to

CHRIST COLLEGE (AUTONOMOUS)

In partial fulfilment of the requirement for the award of the degree of

BACHELOR OF COMMERCE

Submitted by

MOHAMED SHEHAL R.U

(CCAUBCM189)

Under the supervision of

Ms.SIJI CL



DEPARTMENT OF COMMERCE

CHRIST COLLEGE (AUTONOMOUS), IRINJALAKUDA

UNIVERSITY OF CALICUT

MARCH 2023

CHRIST COLLEGE (AUTONOMOUS), IRINJALAKUDA
CALICUT UNIVERSITY



DEPARTMENT OF COMMERCE
CERTIFICATE

This is to certify that the project report entitled “**A Study on the Financial Performance of KSE LTD Irinjalakuda**” is a bonafide record of project done by **MOHAMED SHEHAL R.U**, Reg. No. CCAUBCM189, under my guidance and supervision in partial fulfilment of the requirement for the award of the degree of BACHELOR OF COMMERCE and it has not previously formed the basis for any Degree, Diploma and Associateship or Fellowship.

Asso.Prof. K.J. Joseph
Co-ordinator

Ms. SIJI C.L
Project Guide



DECLARATION

I, **MOHAMED SHEHAL R.U**, hereby declare that the project work entitled “**A STUDY ON FINANCIAL PERFORMANCE OF KSE LTD, IRINJALAKUDA**” is a record of independent and bonafide project work carried out by me under the supervision and guidance of Ms. **SIJI C.L** Assistant Professor, Department of Commerce, Christ College, Irinjalakuda.

The information and data given in the report is authentic to the best of my knowledge. The report has not been previously submitted for the award of any Degree, Diploma, Associateship or other similar title of any other university or institute.

Place: Irinjalakuda

Date: 13/3/2023



MOHAMED SHEHAL R.U

CCAUBCM189

ACKNOWLEDGEMENT

I would like to take the opportunity to express my sincere gratitude to all people who have helped me with sound advice and able guidance.

Above all, I express my eternal gratitude to the Lord Almighty under whose divine guidance; I have been able to complete this work successfully.

I would like to express my sincere obligation to **Rev. Dr. Jolly Andrews**, Principal-in-Charge, Christ College Irinjalakuda for providing various facilities.

I am thankful to Prof. K.J. JOSEPH, Co-ordinator of B.Com (Finance), for providing proper help and encouragement in the preparation of this report.

I am thankful to Ms. TEENA THOMAS, Class teacher for her cordial support, valuable information and guidance, which helped me in completing this task through various stages.

I express my sincere gratitude to Ms. SIJI C.L., Assistant Professor, whose guidance and support throughout the training period helped me to complete this work successfully.

I would like to express my gratitude to all the faculties of the Department for their interest and cooperation in this regard.

I extend my hearty gratitude to the librarian and other library staffs of my college for their wholehearted cooperation.

I express my sincere thanks to my friends and family for their support in completing this report successfully.

Place: Irinjalakuda

MOHAMED SHEHAL R.U

Date: 13/3/2023

CCAUBCM189

LIST OF TABLES

TABLE NO:	TITLE	PAGE NO:
4.1	Table showing current ratio	19
4.2	Table showing liquid ratio	20
4.3	Table showing net profit ratio	21
4.4	Table showing operating ratio	22
4.5	Table showing operating profit ratio	23
4.6	Table showing return on investment ratio	24
4.7	Table showing return on total assets ratio	25
4.8	Table showing return on investment ratio	26
4.9	Table showing inventory turnover ratio	27
4.10	Table showing working capital turnover ratio	28
4.11	Table showing Debt- Equity ratio	29

LIST OF FIGURES

FIGURE NO:	TITLE	PAGE NO:
4.1	Figure showing current ratio	19
4.2	Figure showing liquid ratio	20
4.3	Figure showing net profit ratio	21
4.4	Figure showing operating ratio	22
4.5	Figure showing operating profit ratio	23
4.6	Figure showing return on investment ratio	24
4.7	Figure showing return on total assets ratio	25
4.8	Figure showing return on shareholders fund ratio	26
4.9	Figure showing inventory turnover ratio	27
4.10	Figure showing working capital turnover ratio	28
4.11	Figure showing Debt- Equity ratio	29

**“A STUDY ON INVESTORS PREFERENCE TOWARDS
GOLD INVESTMENT”**

Project Report submitted to

CHRIST COLLEGE (AUTONOMOUS) IRINJALAKUDA

In partial fulfilment of the requirement for the award of the degree of

BACHELOR OF COMMERCE

Submitted by

MOHAMMED BASHEER NISAMUDHEEN

(CCAUBCM190)

Under the supervision of

Ms. SWATHY V CHANDRAN



DEPARTMENT OF COMMERCE

CHRIST COLLEGE (AUTONOMOUS), IRINJALAKUDA

UNIVERSITY OF CALICUT

MARCH 2023

CHRIST COLLEGE (AUTONOMOUS), IRINJALAKUDA

CALICUT UNIVERSITY



DEPARTMENT OF COMMERCE CERTIFICATE

This is to certify that the project report entitled “**A Study on Investors Preference Towards Gold Investment**” is a bonafide record of project done by **MOHAMMED BASHEER NISAMUDHEEN**, Reg. No. CCAUBCM190, under my guidance and supervision in partial fulfilment of the requirement for the award of the degree of BACHELOR OF COMMERCE and it has not previously formed the basis for any Degree, Diploma and Associateship or Fellowship.

Ass. Prof. K.J JOSEPH

Co-ordinator

Ms. SWATHY V CHANDRAN

Project Guide



DECLARATION

I, **MOHAMMED BASHEER NISAMUDHEEN**, hereby declare that the project work entitled "**A STUDY ON INVESTORS PREFERNCE TOWARDS GOLD INVESTMENT**" is a record of independent and bonafide project work carried out by me under the supervision and guidance of Ms. Swathy V Chandran, Asst. Professor-On contract, Department of Commerce, Christ College (Autonomous), Irinjalakuda.

The information and data given in the report is authentic to the best of my knowledge. The report has not been previously submitted for the award of any Degree, Diploma, Associateship or other similar title of any other university or institute.

Place: Irinjalakuda

Date: 15-3-2023


MOHAMMED BASHEER NISAMUDHEEN

CCAUBCM190

ACKNOWLEDGEMENT

I would like to take the opportunity to express my profound thanks and gratitude to all people who have helped me with sound advice and able guidance.

Above all, I express my eternal gratitude to the Lord Almighty under whose divine guidance; I have been able to complete this work successfully.

I would like to express my sincere obligation to Rev. Dr. Jolly Andrews CMI our Principal, for providing various facilities.

I am thankful to Asso.Prof. K.J. Joseph, Co-ordinator of the Department, for providing proper help and encouragement in the preparation of this report.

I am thankful to my class teacher, Ms. Teena Thomas, Asst. Professor-On contract, for providing proper help and encouragement in the preparation of this report.

I express my sincere gratitude to Ms. Swathy V Chandran , Asst. Professor-On contract, whose guidance and support throughout the training period helped me to complete this work successfully.

I would like to express my profound gratitude to all the faculties of the department for their interest and cooperation in this regard.

I extend my hearty gratitude to the librarian and other library staffs of my college for their wholehearted cooperation.

I express my sincere thanks to my friends and family for their support in completing this report successfully.

Place: Irinjalakuda

MOHAMMED BASHEER NISAMUDHEEN

Date: 15-3-2023

TABLES OF CONTENTS

SL.NO	CONTENTS	PAGE NO.
	LIST OF TABLES	
	LIST OF FIGURES	
CHAPTER I	INTRODUCTION	1-4
CHAPTER II	REVIEW OF LITERATURE	5-9
CHAPTER III	THEORETICAL FRAMEWORK	10-14
CHAPTER IV	DATA ANALYSIS AND INTERPRETATION	15-34
CHAPTER V	FINDINGS, SUGGESTIONS & CONCLUSION	35-37
	BIBLIOGRAPHY	38

LIST OF TABLES

TABLE NO	TITLE	PAGE NO:
4.1	Table Showing Gender Distribution of Respondents	15
4.2	Table showing Occupation	16
4.3	Table showing Family income per month	17
4.4	Table showing Factors influencing preference towards gold investment	18
4.5	Table showing Gold buying pattern	20
4.6	Table Showing Pattern of gold investment	21
4.7	Table Showing Spending behaviour of respondents	22
4.8	Table Showing Respondents purchasing of gold through online	23
4.9	Table Showing whether the respondents check the making charges of gold before purchase	24
4.10	Table Showing Whether the making charges affects the respondents purchase	25
4.11	Table Showing whether the respondents have ever purchased without receiving a bill	26
4.12	Table Showing whether the respondents check the gold rate before the purchase	27
4.13	Table Showing whether the respondents pre-booked the gold considering the price may increase in future	28
4.14	Table Showing whether fluctuation in the price affects the purchase	29

4.15	Table Showing whether the respondent have a clear idea about the tax charged	30
4.16	Table Showing whether the respondent have received a discount	31
4.17	Table Showing preference of gold over other investment avenues	32
4.18	Table Showing whether the variety of collection is important to the respondents	33
4.19	Table Showing whether the brand is important to the respondents	34

LIST OF FIGURES

TABLE NO	TITLE	PAGE NO:
4.1	Figure Showing Gender Distribution of Respondents	15
4.2	Figure showing Occupation	16
4.3	Figure showing Family income per month	17
4.4	Figure showing Factors influencing preference towards gold investment	19
4.5	Figure showing Gold buying pattern	20
4.6	Figure showing Pattern of gold investment	21
4.7	Figure showing Spending behaviour of respondents	22
4.8	Figure showing Respondents purchasing of gold through online	23
4.9	Figure showing whether the respondents check the making charges of gold before purchase	24
4.10	Figure showing Whether the making charges affects the respondents purchase	25
4.11	Figure showing whether the respondents have ever purchased without receiving a bill	26
4.12	Figure showing whether the respondents check the gold rate before the purchase	27
4.13	Figure showing whether the respondents pre-booked the gold considering the price may increase in future	28
4.14	Figure showing whether fluctuation in the price affects the purchase	29

4.15	Figure showing whether the respondent have a clear idea about the tax charged	30
4.16	Figure showing whether the respondent have received a discount	31
4.17	Figure showing preference of gold over other investment avenues	32
4.18	Figure showing whether the variety of collection is important to the respondents	33
4.19	Figure showing whether the brand is important to the respondents	34

“JOB SATISFACTION OF KSTRC EMPLOYEES”

Project Report submitted to

CHRIST COLLEGE (AUTONOMOUS)

*In partial fulfillment of the requirement for the award of the degree
of*

BACHELOR OF COMMERCE

Submitted by

**NIRANJAN PRAMOD
(CCAUBCM191)**

Under the supervision of

Ms. MRIDULA GOVIND



DEPARTMENT OF COMMERCE

CHRIST COLLEGE (AUTONOMOUS), IRINJALAKUDA

UNIVERSITY OF CALICUT

MARCH 2023

CHRIST COLLEGE (AUTONOMOUS), IRINJALAKUDA

CALICUT UNIVERSITY



DEPARTMENT OF COMMERCE

CERTIFICATE

This is to certify that the project report entitled "**JOB SATISFACTION OF KSRTC EMPLOYEES**" is a bonafide record of project done by **NIRANJAN PRAMOD**, Reg. No. CCAUBCM191, under my guidance and supervision in partial fulfilment of the requirement for the award of the degree of **BACHELOR OF COMMERCE** and it has not previously formed the basis for any Degree, Diploma and Associateship or Fellowship.

Assoc. Prof. K.J. Joseph
Co-ordinator

Ms. MRIDULA GOVIND
Project Guide



DECLARATION

I, **NIRANJAN PRAMOD**, hereby declare that the project work entitled "**JOB SATISFACTION OF KSRTC EMPLOYEES**" is a record of independent and bonafide project work carried out by me under the supervision and guidance of Ms. **MRIDULA GOVIND** Asst. Professor-On contract, Department of Commerce, Christ College (Autonomous), Irinjalakuda.

The information and data given in the report is authentic to the best of my knowledge. The report has not been previously submitted for the award of any Degree, Diploma, Associateship or other similar title of any other university or institute.

Place: Irinjalakuda

Date:13-03-2023



NIRANJAN PRAMOD

CCAUBCM191

ACKNOWLEDGEMENT

I would like to take the opportunity to express my preferred thanks and gratitude to all people who have helped me with sound advice and able guidance.

Above all, I express my eternal gratitude to the Lord Almighty under whose divine guidance; I have been able to complete this work successfully.

I would like to express my sincere obligation to Rev. Dr. Jolly Andrews CMI our Principal, for providing various facilities.

I am thankful to Assoc.Prof. K.J. Joseph, Co-ordinator of the Department, for providing proper help and encouragement in the preparation of this report.

I am thankful to my class teacher, Ms. Teena Thomas, Asst. Professor-On contract, for providing proper help and encouragement in the preparation of this report.

I express my sincere gratitude to Ms. Mridula Govind, Asst. Professor-On contract, whose guidance and support throughout the training period helped me to complete this work successfully.

I would like to express my preferred gratitude to all the faculties of the department for their interest and cooperation in this regard.

I extend my hearty gratitude to the librarian and other library staffs of my college for their wholehearted cooperation.

I express my sincere thanks to my friends and family for their support in completing this report successfully.

Place: Irinjalakuda

NIRANJAN PRAMOD

Date: 13-03-2023

TABLES OF CONTENTS

SL.NO	CONTENTS	PAGE NO.
	LIST OF TABLES	
	LIST OF FIGURES	
CHAPTER I	INTRODUCTION	1-4
CHAPTER II	REVIEW OF LITERATURE	5-7
CHAPTER III	THEORETICAL FRAMEWORK	8-12
CHAPTER IV	DATA ANALYSIS AND INTERPRETATION	13-32
CHAPTER V	FINDINGS, SUGGESTIONS & CONCLUSION	33-34
	BIBLIOGRAPHY	
	APPENDIX	

LIST OF TABLES

TABLE NO	TITLE	PAGE NO:
4.1	Table showing classification on the basis of gender	13
4.2	Table showing the classification on the basis of satisfaction with the job	14
4.3	Table showing the classification on their job position	15
4.4	Table showing the classification on the basis of getting their salary	16
4.5	Table showing the classification on the basis of working hours	17
4.6	Table showing the classification on the basis of monthly income	18
4.7	Table showing the classification on the basis of their posting: temporary/permanent	19
4.8	Table showing the classification on the basis of bonus	20
4.9	Table showing the classification on the basis of satisfaction level with the present working condition	21
4.10	Table showing the respondents fear of losing their job during the covid -19	22
4.11	Table showing the classification on whether the covid 19 affects the working of KSRTC	23
4.12	Table showing the level of employee satisfaction towards the management efficiency	24

4.13	Table showing the classification on whether the employees faced any bad situation from the passengers	25
4.14	Table showing the number of years of experience	26
4.15	Table showing the classification on the satisfaction level of current pension system	27
4.16	Table showing classification on the level of satisfaction towards the trade union influence	28
4.17	Table showing the satisfaction of employees with their coworkers	29
4.18	Table showing the classification on the basis of satisfaction of the road conditions	30
4.19	Table showing the classification on the basis of satisfaction of current working hours	31
4.20	Table showing the classification on the satisfaction of employees towards the prevailing rules and regulations	32

LIST OF FIGURES

TABLE NO	TITLE	PAGE NO:
4.1	Figure showing classification on the basis of gender	13
4.2	Figure showing the classification on the basis of satisfaction with the job	14
4.3	Figure showing the classification on their job position	15
4.4	Figure showing the classification on the basis of getting their salary	16
4.5	Figure showing the classification on the basis of working hours	17
4.6	Figure showing the classification on the basis of monthly income	18
4.7	Figure showing the classification on the basis of their posting: temporary/permanent	19
4.8	Figure showing the classification on the basis of bonus	20
4.9	Figure showing the classification on the basis of satisfaction level with the present working condition	21
4.10	Figure showing the respondents fear of losing their job during the covid -19	22
4.11	Figure showing the classification on whether the covid 19 affected the working of KSRTC	23

4.12	Figure showing the level of employee satisfaction towards the management efficiency	24
4.13	Figure showing the classification on whether the employees faced any bad situation from the passengers	25
4.14	Figure showing the number of years of experience	26
4.15	Figure showing the classification on the satisfaction level of current pension system	27
4.16	Figure showing classification on the level of satisfaction towards the trade union influence	28
4.17	Figure showing the satisfaction of employees with their coworkers	29
4.18	Figure showing the classification on the basis of satisfaction of the road conditions	30
4.19	Figure showing the classification on the basis of satisfaction of current working hours	31
4.20	Figure showing the classification on the satisfaction of employees towards the prevailing rules and regulations	32

**“A STUDY ON EFFECTIVENESS OF SOCIAL MEDIA
ADVERTISEMENT AMONG PEOPLE AT IRINJALAKUDA
REGION”**

Project Report submitted to

CHRIST COLLEGE (AUTONOMOUS)

In partial fulfilment of the requirement for the award of the degree of

BACHELOR OF COMMERCE

Submitted by

PRANAVE RAJ

(CCAUBCM192)

Under the supervision of

Ms. SANDHYA V



DEPARTMENT OF COMMERCE

CHRIST COLLEGE (AUTONOMOUS), IRINJALAKUDA

UNIVERSITY OF CALICUT

MARCH 2023

CHRIST COLLEGE (AUTONOMOUS), IRINJALAKUDA

CALICUT UNIVERSITY



DEPARTMENT OF COMMERCE

CERTIFICATE

This is to certify that the project report entitled “**A Study on Effectiveness Of Social Media Advertisement Among People At Irinjalakuda Region**” is a bonafide record of project done by **PRANAVE RAJ**, Reg. No. CCAUBCM192, under my guidance and supervision in partial fulfilment of the requirement for the award of the degree of BACHELOR OF COMMERCE and it has not previously formed the basis for any Degree, Diploma and Associateship or Fellowship.

Assoc.Prof. K.J. Joseph
Co-ordinator

Ms. SANDHYA V
Project Guide



DECLARATION

I, **PRANAVE RAJ**, hereby declare that the project work entitled “**A STUDY ON EFFECTIVENESS OF SOCIAL MEDIA ADVERTISEMENT AMONG PEOPLE AT IRINJALAKUDA REGION**” is a record of independent and bonafide project work carried out by me under the supervision and guidance of Ms. Sandhya v Asst. Professor-On contract, Department of Commerce, Christ College (Autonomous), Irinjalakuda.

The information and data given in the report is authentic to the best of my knowledge. The report has not been previously submitted for the award of any Degree, Diploma, Associateship or other similar title of any other university or institute.

Place: Irinjalakuda

Date:

PRANAVE RAJ

CCAUBCM192

ACKNOWLEDGEMENT

I would like to take the opportunity to express my preferred thanks and gratitude to all people who have helped me with sound advice and able guidance.

Above all, I express my eternal gratitude to the Lord Almighty under whose divine guidance; I have been able to complete this work successfully.

I would like to express my sincere obligation to **Rev. Dr. Jolly Andrews CMI** our Principal, for providing various facilities.

I am thankful to Assoc.Prof. K.J. Joseph, Co-ordinator of the Department, for providing proper help and encouragement in the preparation of this report.

I am thankful to my class teacher, Ms. Teena Thomas, Asst. Professor-On contract, for providing proper help and encouragement in the preparation of this report.

I express my sincere gratitude to Ms. Sandhya V , Asst. Professor-On contract, whose guidance and support throughout the training period helped me to complete this work successfully.

I would like to express my preferred gratitude to all the faculties of the department for their interest and cooperation in this regard.

I extend my hearty gratitude to the librarian and other library staffs of my college for their wholehearted cooperation.

I express my sincere thanks to my friends and family for their support in completing this report successfully.

Place: Irinjalakuda

PRANAVE RAJ

Date:

TABLES OF CONTENTS

SL.NO	CONTENTS	PAGE NO.
	LIST OF TABLES	
	LIST OF FIGURES	
CHAPTER I	INTRODUCTION	1-4
CHAPTER II	REVIEW OF LITERATURE	5-9
CHAPTER III	THEORETICAL FRAMEWORK	10-13
CHAPTER IV	DATA ANALYSIS AND INTERPRETATION	14-33
CHAPTER V	FINDINGS, SUGGESTIONS & CONCLUSION	34-37
	BIBLIOGRAPHY	38-39
	APPENDIX	40-47

LIST OF TABLES

TABLE NO	TITLE	PAGE NO:
4.1.	Table showing gender of the respondents	14
4.2	Table showing how often respondents browse internet	15
4.3	Table showing how respondents usually access the internet	16
4.4	Table showing number of respondents clicked an online advertisement before	17
4.5	Table showing why respondents prefer online shopping	18
4.6	Table Showing what motivates respondents to click on an online advertisement.	19
4.7	Table Showing that does respondents feel online advertisement is more effective than traditional forms of advertisements such as TV, Print, Radio, Etc.	20
4.8	Table Showing respondents who had done purchasing online as a result of clicking an online advertisement	21

4.9	Table Showing how many respondents make purchase after clicking on an online advertisement on social media.	22
4.10	Table Showing what type of advertisement respondent find most effective	23
4.11	Table showing what category of advertisements respondents seen mostly	24
4.12	Table showing respondents view on what makes online advertisements effective.	25
4.13	Table showing what products does respondents purchase more due to the influence of social media advertisements	26
4.14	Table showing does respondents trust in purchasing products is increased by social media advertisements	27
4.15	Table showing how likely respondent recommend the product purchased through online to his friends or family	28
4.16	Table showing weather the respondent click on an online advertisement if its personalized to their interests and browsing history	29
4.17	Table showing does the respondents feel online advertisements disturbing	30
4.18	Table showing does respondents have been introduced to a new product through social media	31

4.19	Table showing the difficulties faced by respondents while purchasing products through social media advertisements	32
4.20	Table showing effectiveness of social media advertising in purchasing a product	33

LIST OF FIGURES

TABLE NO	TITLE	PAGE NO:
4.1.	Figure showing gender of the respondents	14
4.2	Figure showing how often respondents browse internet	15
4.3	figure showing how respondents usually access the internet	16
4.4	figure showing number of respondents clicked an online advertisement before	17
4.5	Figure showing why respondents prefer online shopping	18
4.6	Figure showing what motivates respondents to click on an online advertisement	19
4.7	Figure showing that does respondents feel online advertisement is more effective than traditional forms of advertisements such as TV, Print, Radio, Etc..	20
4.8	Figure showing respondents who had done purchasing online as a result of clicking an online advertisement	21
4.9	Figure showing how many respondents make purchase after clicking on an online advertisement on social media	22
4.10	Figure showing what type of advertisement respondent find most effective	23
4.11	Figure showing what category of advertisements respondents seen mostly	24

4.12	Figure showing respondents view on what makes online advertisements effective	25
4.13	Figure showing what products does respondents purchase more due to the influence of social media advertisements	26
4.14	Figure showing does respondents trust in purchasing products is increased by social media advertisements	27
4.15	Figure showing how likely respondent recommend the product purchased through online to his friends or family	28
4.16	Figure showing weather the respondent click on an online advertisement if its personalized to their interests and browsing history	29
4.17	Figure showing does the respondents feel online advertisements disturbing	30
4.18	Figure showing does respondents have been introduced to a new product through social media	31
4.19	Figure showing the difficulties faced by respondents while purchasing products through social media advertisements	32
4.20	Figure showing effectiveness of social media advertising in purchasing a product	33

**“TRADING AND INVESTING HABITS OF YOUTH IN STOCK
MARKET”**

Project Report submitted to

CHRIST COLLEGE (AUTONOMOUS)

In partial fulfilment of the requirement for the award of the degree of

BACHELOR OF COMMERCE

Submitted by

RITHUL K R

(CCAUBCM193)

Under the supervision of

Ms MRIDULA GOVIND



DEPARTMENT OF COMMERCE

CHRIST COLLEGE (AUTONOMOUS), IRINJALAKUDA

UNIVERSITY OF CALICUT

MARCH 2023

CHRIST COLLEGE (AUTONOMOUS), IRINJALAKUDA
CALICUT UNIVERSITY



DEPARTMENT OF COMMERCE
CERTIFICATE

This is to certify that the project report entitled “**TRADING AND INVESTING HABITS OF YOUH IN STOCK MARKET**” is a bonafide record of project done by **RITHUL K R**, Reg. No. CCAUBCM193, under my guidance and supervision in partial fulfilment of the requirement for the award of the degree of **BACHELOR OF COMMERCE** and it has not previously formed the basis for any Degree, Diploma and Associateship or Fellowship.

Assoc.Prof. K.J. Joseph
coordinator

Ms. MRIDULA GOVIND
Project Guide



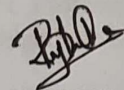
DECLARATION

I, **RITHUL K R**, hereby declare that the project work entitled "**TRADING AND INVESTING HABITS OF YOUH IN STOCK MARKET**" is a record of independent and bonafide project work carried out by me under the supervision and guidance of Ms. Mridula Govind Asst. Professor-On contract, Department of Commerce, Christ College (Autonomous), Irinjalakuda.

The information and data given in the report is authentic to the best of my knowledge. The report has not been previously submitted for the award of any Degree, Diploma, Associateship or other similar title of any other university or institute.

Place: Irinjalakuda

Date: 13/03/2023



RITHUL K R

CCAUBCM193

ACKNOWLEDGEMENT

I would like to take the opportunity to express my preferred thanks and gratitude to all people who have helped me with sound advice and able guidance.

Above all, I express my eternal gratitude to the Lord Almighty under whose divine guidance; I have been able to complete this work successfully.

I would like to express my sincere obligation to Rev. Dr. Jolly Andrews CMI our Principal, for providing various facilities.

I am thankful to Assoc.Prof. K.J. Joseph, Co-ordinator of the Department, for providing proper help and encouragement in the preparation of this report.

I am thankful to my class teacher, Ms. Teena Thomas, Asst. Professor-On contract, for providing proper help and encouragement in the preparation of this report.

I express my sincere gratitude to Ms. Mridula Govind, Asst. Professor-On contract, whose guidance and support throughout the training period helped me to complete this work successfully.

I would like to express my preferred gratitude to all the faculties of the department for their interest and cooperation in this regard.

I extend my hearty gratitude to the librarian and other library staffs of my college for their wholehearted cooperation.

I express my sincere thanks to my friends and family for their support in completing this report successfully.

Place: Irinjalakuda

RITHUL K R

Date: 13/03/2023

TABLES OF CONTENTS

SL.NO	CONTENTS	PAGE NO:
	LIST OF TABLES	
	LIST OF FIGURES	
CHAPTER I	INTRODUCTION	1-5
CHAPTER II	REVIEW OF LITERATURE	6-10
CHAPTER III	THEORETICAL FRAMEWORK	11-15
CHAPTER IV	DATA ANALYSIS AND INTERPRETATION	16-34
CHAPTER V	FINDINGS, SUGGESTIONS & CONCLUSION	35-38
	BIBLIOGRAPHY	
	APPENDIX	

LIST OF TABLES

TABLE NO	TITLE	PAGE NO:
4.1.	Table Showing Gender-Wise Classification	16
4.2	Table Showing Monthly Income Classification	17
4.3	Table Showing Activity in the Stock Market	18
4.4	Table Showing Method of Portfolio Creation	19
4.5	Table Showing Time interval of Investment or Trade in the Stock Market	20
4.6	Table Showing Benchmark Return in Trading	21
4.7	Table Showing First Experience in Trading or Investing	22
4.8	Table Showing Source of income	23
4.9	Table Showing Level of Knowledge Before Entering into Stock Market	24
4.10	Table Showing Method of Technical Study	25
4.11	Table Showing Appearance of the Chart	26
4.12	Table Showing Mostly Used Study Tools	27
4.13	Table Showing Experience in Trading or Investing	28
4.14	Table Showing Benchmark Return for Investing	29
4.15	Table Showing Reaction to Profit or Loss	30
4.16	Table Showing Knowledge About the Stock Market	31
4.17	Table Showing Percentage of Capital Employed	32

4.18	Table Showing Source of Detailed Knowledge Acquisition	33
4.19	Table Showing Outlook on Savings	34

LIST OF FIGURE

TABLE NO	TITLE	PAGE NO:
4.1.	Figure Showing Gender-Wise Classification	16
4.2	Figure Showing Monthly Income Classification	17
4.3	Figure Showing Activity in the Stock Market	18
4.4	Figure Showing Method of Portfolio Creation	19
4.5	Figure Showing Time Interval of Investment or Trade in the Stock Market	20
4.6	Figure Showing Benchmark Return in Trading	21
4.7	Figure Showing First Experience in Trading or Investing	22
4.8	Figure Showing Source of income	23
4.9	Figure Showing Level of Knowledge Before Entering into Stock Market	24
4.10	Figure Showing Method of Technical Study	25
4.11	Figure Showing Appearance of the Chart	26
4.12	Figure Showing Mostly Used Study Tools	27
4.13	Figure Showing Experience in Trading or Investing	28
4.14	Figure Showing Benchmark Return for Investing	29
4.15	Figure Showing Reaction to Profit or Loss	30
4.16	Figure Showing Knowledge About the Stock Market	31
4.17	Figure Showing Percentage of Capital Employed	32

4.18	Figure Showing Source of Detailed Knowledge Acquisition	33
4.19	Figure Showing Outlook on Savings	34

**“ATTITUDE OF CONSUMER BEHAVIOR TOWARDS
UPI PAYMENT”**

Project Report submitted to

CHRIST COLLEGE (AUTONOMOUS)

In partial fulfillment of the requirement for the award of the degree of

BACHELOR OF COMMERCE

Submitted by

SEBIN BABU

(CCAUBCM194)

Under the supervision of

Ms. SREELAKSHMI K



DEPARTMENT OF COMMERCE

CHRIST COLLEGE (AUTONOMOUS), IRINJALAKUDA

UNIVERSITY OF CALICUT

MARCH 2023

CHRIST COLLEGE (AUTONOMOUS), IRINJALAKUDA

CALICUT UNIVERSITY



DEPARTMENT OF COMMERCE

CERTIFICATE

This is to certify that the project report entitled “**ATTITUDE OF CONSUMER BEHAVIOR TOWARDS UPI PAYMENT**” is a bonafide record of project done by **SEBIN BABU** under my guidance and supervision in partial fulfillment of the requirement for the award of the degree of **BACHELOR OF COMMERCE** and it has not previously formed the basis for any Degree, Diploma and Associate ship or Fellowship.

Asso.Prof. K.J. Joseph
Co-ordinator


Ms. SREELAKSHMI K
Project Guide



DECLARATION

I, **SEBIN BABU**, hereby declare that the project work entitled "**Attitude of consumer behavior towards UPI payment**" is a record of independent and bonafide project work carried out by us under the supervision and guidance of Ms.Sreelakshmi K Asst. Professor-On contract, Department of Commerce, Christ College (Autonomous), Irinjalakuda. The information and data given in the report is authentic to the best of our knowledge. The report has not been previously submitted for the award of any Degree, Diploma, Associateship or other similar title of any other university or institute.

Place: Irinjalakuda


SEBIN BABU
CCAUBCM194

Date 13/03/2023

ACKNOWLEDGEMENT

ACKNOWLEDGEMENT

I would like to take the opportunity to express my preferred thanks and gratitude to all people who have helped me with sound advice and able guidance.

Above all, I express my eternal gratitude to the Lord Almighty under whose divine guidance; I have been able to complete this work successfully.

I would like to express my sincere obligation to Rev. Dr. Jolly Andrews CMI our Principal, for providing various facilities.

I am thankful to Asso.Prof. K.J. Joseph, Co-ordinator of the Department, for providing proper help and encouragement in the preparation of this report.

I am thankful to my class teacher, Ms. Teena Thomas, Asst. Professor-On contract, for providing proper help and encouragement in the preparation of this report.

I express my sincere gratitude to Ms. Sreelakshmi K , Asst. Professor-On contract, whose guidance and support throughout the training period helped me to complete this work successfully.

I would like to express my preferred gratitude to all the faculties of the department for their interest and cooperation in this regard.

I extend my hearty gratitude to the librarian and other library staffs of my college for their wholehearted cooperation.

I express my sincere thanks to my friends and family for their support in completing this report successfully.

Place: Irinjalakuda

SEBIN BABU

Date:

TABLES OF CONTENTS

SL.NO	CONTENTS	PG. NO
	LIST OF TABLES	
CHAPTER I	INTRODUCTION	1 - 4
CHAPTER II	REVIEW OF LITERATURE	5 - 9
CHAPTER III	THEORITICAL FRAMEWORK	10 - 19
CHAPTER IV	DATA ANALYSIS AND INTERPRETATION	20 - 43
CHAPTER V	FINDINGS, SUGGESTIONS & CONCLUSION	44 -51
	BIBLIOGRAPHY	

LIST OF TABLES

TABLE NO	TITLE	PAGE NO:
4.1.	Table showing gender of the respondent	21
4.2	Table showing Age of the respondent	22
4.3	Table showing Educational Qualification of the respondent	23
4.4	Table showing No of respondent's using UPI System.	25
4.5	Table showing how often UPI system is used.	26
4.6	Table showing the period from which respondent's began the usage of UPI system.	27
4.7	Table showing the various apps preferred by respondents for paying bills and utilities	28
4.8	Table showing the main reasons why respondents prefer paying through these payment apps	29
4.9	Table showing the influence of pandemic on UPI system.	31
4.10	Table showing how respondents became familiar with UPI System	32
4.11	Table showing the view of respondents on	33

	whether UPI system helps in using money economically	
4.12	Table showing what respondents think is the biggest disadvantage of UPI system	34
4.13	Table showing the respondent's perspective on whether Cash back and Rewards are helpful	36
4.14	Table showing if there was situation where UPI system caused problems	37
4.15	Table showing whether respondents worry while paying through UPI system.	38
4.16	Table showing respondent's perspective if UPI system has contributed to the benefit of society	39
4.17	Table showing whether elder and uneducated people find it hard to adapt to UPI system	40
4.18	Table showing various offers received while using UPI system	41
4.19	Table showing if offer provided by UPI benefitted the respondents	42
4.20	Table showing the decrease of cash usage after flourishing of UPI system	43

LIST OF FIGURES

FIGURE NO	TITLE	PAGE NO:
4.1.	Figure showing gender of the respondent	21
4.2	Figure showing Age of the respondent	22
4.3	Figure showing Educational Qualification of the respondent	24
4.4	Figure howing No of respondent's using UPI System.	25
4.5	Figure showing how often UPI system is used.	26
4.6	Figure showing the period from which respondent's began the usage of UPI system.	27
4.7	Figure showing the various apps preferred by respondents for paying bills and utilities	28
4.8	Figure howing the main reasons why respondents prefer paying through these payment apps	30
4.9	Figure showing the influence of pandemic on UPI system.	31
4.10	Figure showing how respondents became familiar with UPI System	32
4.11	Figure showing the view of respondents on	33

	whether UPI system helps in using money economically	
4.12	Figure showing what respondents think is the biggest disadvantage of UPI system	35
4.13	Figure showing the respondent's perspective on whether Cash back and Rewards are helpful	36
4.14	Figure showing if there was situation where UPI system caused problems	37
4.15	Figure showing whether respondents worry while paying through UPI system.	38
4.16	Table showing respondent's perspective if UPI system has contributed to the benefit of society	39
4.17	Figure showing whether elder and uneducated people find it hard to adapt to UPI system	40
4.18	Figure showing various offers received while using UPI system	41
4.19	Figure showing if offer provided by UPI benefitted the respondents	42
4.20	Figure showing the decrease of cash usage after flourishing of UPI system	43

**“A STUDY ON BUYING BEHAVIOUR OF YOUNGSTERS
TOWARDS BRANDED CLOTHES “**

Project Report submitted to

CHRIST COLLEGE (AUTONOMOUS)

In partial fulfilment of the requirement for the award of the degree of

BACHELOR OF COMMERCE

Submitted by

SREEKUTTY.V.S

(CCAUBCM195)

Under the supervision of

Ms. SREELAKSHMI. K



DEPARTMENT OF COMMERCE

CHRIST COLLEGE (AUTONOMOUS), IRINJALAKUDA

UNIVERSITY OF CALICUT

MARCH 2023

CHRIST COLLEGE (AUTONOMOUS), IRINJALAKUDA

CALICUT UNIVERSITY



**DEPARTMENT OF COMMERCE
CERTIFICATE**

This is to certify that the project report entitled “A Study on **BUYING BEHAVIOUR OF YOUNGSTERS TOWARDS BRANDED CLOTHES**” is a bonafide record of project done by **SREEKUTTY.V.S.** No. CCAUBCM195 under my guidance and supervision in partial fulfilment of the requirement for the award of the degree of **BACHELOR OF COMMERCE** and it has not previously formed the basis for any Degree, Diploma and Associateship or Fellowship.

Asso. Prof.K.J. Joseph
Co-ordinator

Ms. SREELAKSHMI. K
Project Guide



DECLARATION

I, SREEKUTTY.V.S, hereby declare that the project work entitled “A STUDY ON BUYING BEHAVIOUR OF YOUNGSTERS TOWARDS BRANDED CLOTHES” is a record of independent and bonafide project work carried out by me under the supervision and guidance of Ms. SREELAKSHMI.K Asst. Professor-On contract, Department of Commerce, Christ College (Autonomous), Irinjalakuda.

The information and data given in the report is authentic to the best of my knowledge. The report has not been previously submitted for the award of any Degree, Diploma, Associateship or other similar title of any other university or institute.

Place: Irinjalakuda

Date: 13/3/2023



SREEKUTTY.V.S

CCAUBCM195

ACKNOWLEDGEMENT

I would like to take the opportunity to express my preferred thanks and gratitude to all people who have helped me with sound advice and able guidance.

Above all, I express my eternal gratitude to the Lord Almighty under whose divine guidance; I have been able to complete this work successfully.

I would like to express my sincere obligation to Rev. Dr. Jolly Andrews CMI our Principal, for providing various facilities.

I am thankful to Asso.Prof. K.J. Joseph, Co-ordinator of the Department, for providing proper help and encouragement in the preparation of this report.

I am thankful to my class teacher, Ms. Teena Thomas, Asst. Professor-On contract, for providing proper help and encouragement in the preparation of this report.

I express my sincere gratitude to Ms. Sandhya V , Asst. Professor-On contract, whose guidance and support throughout the training period helped me to complete this work successfully.

I would like to express my preferred gratitude to all the faculties of the department for their interest and cooperation in this regard.

I extend my hearty gratitude to the librarian and other library staffs of my college for their wholehearted cooperation.

I express my sincere thanks to my friends and family for their support in completing this report successfully.

Place: Irinjalakuda

SREEKUTTY.V.S

Date: 13/3/2023

TABLES OF CONTENTS

SL.NO	CONTENTS	PAGE NO:
	LIST OF TABLES	
CHAPTER I	INTRODUCTION	1-4
CHAPTER II	REVIEW OF LITERATURE	5-8
CHAPTER III	THEORETICAL FRAMEWORK	9-15
CHAPTER IV	DATA ANALYSIS AND INTERPRETATION	16-35
CHAPTER V	FINDINGS, SUGGESTIONS & CONCLUSION	36-39
	BIBLIOGRAPHY	

LIST OF TABLES

TABLE NO	TITLE	PAGE NO:
4.1	Table showing gender wise classification	16
4.2	Table showing stream of respondents	17
4.3	Table showing consumer choice to buy branded clothes and normal clothes	18
4.4	Table showing respondents response towards use of branded apparels	19
4.5	Table showing attitude of respondents by purchasing branded apparels	20
4.6	Table Showing frequency of purchasing branded clothes	21
4.7	Table Showing preferred brands among youth	22
4.8	Table Showing customers choice of different kinds of apparel	23
4.9	Table Showing how friends compliment affects purchase of branded apparel	24
4.10	Table showing factors influence towards branded apparels	25

4.11	Table showing respondents views about future of branded apparels in Indian market	26
4.12	Table showing respondents negative view on branded apparels	27
4.13	Table showing whether customers are disappointed by any brands	28
4.14	Table showing preference for purchase of branded clothes online	29
4.15	Table showing effects of brand image on buying decision	30
4.16	Table showing money spend by the customers on branded clothes per month	31
4.17	Table showing respondents sources of information	32
4.18	Table showing customers way of purchasing branded apparels	33
4.19	Table Showing respondents preference for branded clothes over local brands	34
4.20	Table Showing respondents satisfaction with the buying of branded clothes.	35

LIST OF FIGURES

FIGURE NO	TITLE	PAGE NO:
4.1	Figure showing gender wise classification	16
4.2	Figure showing stream of respondents	17
4.3	Figure showing consumer choice to buy branded clothes and normal clothes	18
4.4	Figure showing respondents response towards use of branded apparels	19
4.5	Figure showing attitude of respondents by purchasing branded apparels	20
4.6	Figure showing frequency of purchasing branded clothes	21
4.7	Figure showing preferred brands among youth	22
4.8	Figure Showing customers choice of different kinds of apparel	23
4.9	Figure showing how friends compliment affects purchase of branded apparel	24

4.10	Figure showing factors influence towards branded apparels	25
4.11	Figure showing respondents views about future of branded apparels in Indian market	26
4.12	Figure showing respondents negative view on branded apparels	27
4.13	Figure showing whether customers are disappointed by any brands	28
4.14	Figure showing preference for purchase of branded clothes online	29
4.15	Figure showing effects of brand image on buying decision	30
4.16	Figure showing money spend by the customers on branded clothes per month	31
4.17	Figure showing respondents sources of information	32
4.18	Figure showing customers way of purchasing branded apparels	33
4.19	Figure showing respondents preference for branded clothes over local brands	34
4.20	Figure showing respondents satisfaction with the buying of branded clothes.	35

**“A STUDY ON CUSTOMER SATISFACTION OF DIGITAL
PAYMENTS WITH SPECIAL REFERENCE TO GOOGLE
PAY AND PHONE PE”**

Project Report submitted to

CHRIST COLLEGE (AUTONOMOUS)

In partial fulfilment of the requirement for the award of the degree of

BACHELOR OF COMMERCE

Submitted by

THEJUS PAUL

(CCAUBCM196)

Under the supervision of

Mr. VISHNU M S



DEPARTMENT OF COMMERCE

CHRIST COLLEGE (AUTONOMOUS), IRINJALAKUDA

UNIVERSITY OF CALICUT

MARCH 2023

CHRIST COLLEGE (AUTONOMOUS), IRINJALAKUDA

CALICUT UNIVERSITY



DEPARTMENT OF COMMERCE

CERTIFICATE

This is to certify that the project report entitled “A Study on Customer Satisfaction of Digital Payments with special reference to Google Pay and Phone pe” is a bonafide record of project done by **THEJUS PAUL**, Reg. No. CCAUBCM196, under my guidance and supervision in partial fulfilment of the requirement for the award of the degree of BACHELOR OF COMMERCE and it has not previously formed the basis for any Degree, Diploma and Associateship or Fellowship.

Assoc. Prof. K.J. Joseph
Co-ordinator

Mr. VISHNU M S
Project Guide



DECLARATION

I, **THEJUS PAUL**, hereby declare that the project work entitled “**A STUDY ON CUSTOMER SATISFACTION OF DIGITAL PAYMENTS WITH SPECIAL REFERENCE TO GOOGLE PAY AND PHONE PE**” is a record of independent and bonafide project work carried out by me under the supervision and guidance of Mr. Vishnu M S Asst.Professor-On contract, Department of Commerce, Christ College (Autonomous), Irinjalakuda.

The information and data given in the report is authentic to the best of my knowledge. The report has not been previously submitted for the award of any Degree, Diploma, Associateship or other similar title of any other university or institute.

Place:Irinjalakuda

Date: 13/3/2023



THEJUS PAUL

CCAUBCM196

ACKNOWLEDGEMENT

I would like to take the opportunity to express my preferred thanks and gratitude to all people who have helped me with sound advice and able guidance.

Above all, I express my eternal gratitude to the Lord Almighty under whose divine guidance; I have been able to complete this work successfully.

I would like to express my sincere obligation to **Rev. Dr. Jolly Andrews CMI** our Principal, for providing various facilities.

I am thankful to Assoc. Prof. K.J. Joseph, Co-ordinator of the Department, for providing proper help and encouragement in the preparation of this report.

I am thankful to my class teacher, Ms. Teena Thomas, Asst. Professor-On contract, for providing proper help and encouragement in the preparation of this report.

I express my sincere gratitude to Mr. Vishnu M S, Asst. Professor-On contract, whose guidance and support throughout the training period helped me to complete this work successfully.

I would like to express my preferred gratitude to all the faculties of the department for their interest and cooperation in this regard.

I extend my hearty gratitude to the librarian and other library staffs of my college for their wholehearted cooperation.

I express my sincere thanks to my friends and family for their support in completing this report successfully.

Place: Irinjalakuda

THEJUS PAUL

Date: 13/3/2023

TABLES OF CONTENTS

SL.NO	CONTENTS	PAGE NO
	LIST OF TABLES	
	LIST OF FIGURES	
CHAPTER I	INTRODUCTION	1
CHAPTER II	REVIEW OF LITERATURE	5
CHAPTER III	THEORETICAL FRAMEWORK	8
CHAPTER IV	DATA ANALYSIS AND INTERPRETATION	17
CHAPTER V	FINDINGS, SUGGESTIONS & CONCLUSION	38
	BIBLIOGRAPHY	41

LIST OF TABLES

TABLE NO	TITLE	PAGE NO
4.1	Table showing Gender of respondents	17
4.2	Table showing Age of respondents	18
4.3	Table showing Occupation of respondents	19
4.4	Table showing Family income of respondents	20
4.5	Table showing classification according to usage of digital payment apps	21
4.6	Table Showing classification according to most preferred digital payment service	22
4.7	Table showing classification according to time period of using digital payments	23
4.8	Table showing classification according to purpose of using digital payments	24
4.9	Table showing classification according to frequency of using digital payments in a month	26
4.10	Table showing classification according to factors influencing towards digital payments	27

4.11	Table showing classification according to biggest concern while using digital payments	29
4.12	Table showing classification according to problems faced while using digital payments	30
4.13	Table showing classification according to how respondents come to know about digital payments	31
4.14	Table showing classification on the basis if respondents has ever stopped using digital payments	32
4.15	Table showing classification on basis of digital payment if it has future in India	33
4.16	Table showing classification on basis if going cashless is beneficial for economic growth in India	34
4.17	Table showing classification on basis if outbreak of covid has increased use of digital payments	35
4.18	Table showing classification on basis if respondents suggest digital payments to others	36

4.19	Table showing classification on basis if respondents are satisfied by using digital payments	37
------	--	----

LIST OF FIGURES

FIGURE NO	TITLE	PAGE NO
4.1	Figure showing gender of respondents	17
4.2	Figure showing age of respondents	18
4.3	Figure showing occupation of respondents	19
4.4	Figure showing family income of respondents	20
4.5	Figure showing classification according to usage of digital payments app	21
4.6	Figure showing classification according to most preferred digital payment service	22
4.7	Figure showing classification according to time period of using digital payments	23
4.8	Figure showing classification according to purpose of using digital payments	25
4.9	Figure showing classification according to frequency of using digital payments in a month	26
4.10	Figure showing classification according to factors influencing towards digital payments	28
4.11	Figure showing classification according to biggest concern while using digital payments	29

4.12	Figure showing classification according to problems faced while using digital payments	30
4.13	Figure showing classification according to how respondents come to know about digital payments	31
4.14	Figure showing classification on the basis if respondents has ever stopped using digital payments	32
4.15	Figure showing classification on the basis of digital payments if it has future in India	33
4.16	Figure showing classification on the basis if going cashless ids beneficial for economic growth in India	34
4.17	Figure showing classification on the basis if outbreak of covid has increased use of digital payments	35
4.18	Figure showing classification on the basis if respondents suggest digital payments to others	36
4.19	Figure showing classification on the basis if respondents are satisfied by using digital payments	37

**“TRADING AND INVESTING HABITS OF YOUTH IN STOCK
MARKET”**

Project Report submitted to

CHRIST COLLEGE (AUTONOMOUS)

In partial fulfilment of the requirement for the award of the degree of

BACHELOR OF COMMERCE

Submitted by

THOMAS JOHN KIZHAKUDEN

(CCAUBCM197)

Under the supervision of

Ms MRIDULA GOVIND



DEPARTMENT OF COMMERCE

CHRIST COLLEGE (AUTONOMOUS), IRINJALAKUDA

UNIVERSITY OF CALICUT


MARCH 2023

CHRIST COLLEGE (AUTONOMOUS), TRINJALAKUDA
CALicut UNIVERSITY



DEPARTMENT OF COMMERCE
CERTIFICATE

This is to certify that the project report entitled "TRADING AND INVESTING
BASIS OF VIEW IN STOCK MARKET" is a beneficial record of project done by
EDUMAS ANON KIRANAN, Reg. No. (CA)2015017 under my guidance
and supervision in partial fulfillment of the requirement for the award of the degree of
BACHELOR OF COMMERCE and it has not previously formed the basis for any
Degree, Diploma and Associateship or Fellowship.


Anna. Paul. K.J. Joseph
Coordinator


Ms. MEDULA GOVIND
Project Guide



DECLARATION

I, **THOMAS JOHN KIZHAKUDEN**, hereby declare that the project work entitled "**TRADING AND INVESTING HABITS OF YOUTH IN STOCK MARKET**" is a record of independent and bonafide project work carried out by me under the supervision and guidance of Mr. Manjula Girvanth Asst. Professor-Or contract, Department of Commerce, Christ College (Autonomous), Irinjalakuda.

The information and data given in the report is authentic to the best of my knowledge. The report has not been previously submitted for the award of any Degree, Diploma, Associateship or other similar title of any other university or institute.

Place: Irinjalakuda

Date: 13/03/2023


THOMAS JOHN KIZHAKUDEN

CCAUBCM197

ACKNOWLEDGEMENT

I would like to take the opportunity to express my preferred thanks and gratitude to all people who have helped me with sound advice and able guidance.

Above all, I express my eternal gratitude to the Lord Almighty under whose divine guidance; I have been able to complete this work successfully.

I would like to express my sincere obligation to Rev. Dr. Jolly Andrews CMI our Principal, for providing various facilities.

I am thankful to Assoc.Prof. K.J. Joseph, Co-ordinator of the Department, for providing proper help and encouragement in the preparation of this report.

I am thankful to my class teacher, Ms. Teena Thomas, Asst. Professor-On contract, for providing proper help and encouragement in the preparation of this report.

I express my sincere gratitude to Ms. Mridula Govind, Asst. Professor-On contract, whose guidance and support throughout the training period helped me to complete this work successfully.

I would like to express my preferred gratitude to all the faculties of the department for their interest and cooperation in this regard.

I extend my hearty gratitude to the librarian and other library staffs of my college for their wholehearted cooperation.

I express my sincere thanks to my friends and family for their support in completing this report successfully.

Place: Irinjalakuda

THOMAS JOHN KIZHAKUDEN

Date: 13/03/2023

TABLES OF CONTENTS

SL.NO	CONTENTS	PAGE NO:
	LIST OF TABLES	
	LIST OF FIGURES	
CHAPTER I	INTRODUCTION	1-5
CHAPTER II	REVIEW OF LITERATURE	6-10
CHAPTER III	THEORETICAL FRAMEWORK	11-15
CHAPTER IV	DATA ANALYSIS AND INTERPRETATION	16-34
CHAPTER V	FINDINGS, SUGGESTIONS & CONCLUSION	35-38
	BIBLIOGRAPHY	
	APPENDIX	

LIST OF TABLES

TABLE NO	TITLE	PAGE NO:
4.1.	Table Showing Gender-Wise Classification	16
4.2	Table Showing Monthly Income Classification	17
4.3	Table Showing Activity in the Stock Market	18
4.4	Table Showing Method of Portfolio Creation	19
4.5	Table Showing Time interval of Investment or Trade in the Stock Market	20
4.6	Table Showing Benchmark Return in Trading	21
4.7	Table Showing First Experience in Trading or Investing	22
4.8	Table Showing Source of income	23
4.9	Table Showing Level of Knowledge Before Entering into Stock Market	24
4.10	Table Showing Method of Technical Study	25
4.11	Table Showing Appearance of the Chart	26
4.12	Table Showing Mostly Used Study Tools	27
4.13	Table Showing Experience in Trading or Investing	28
4.14	Table Showing Benchmark Return for Investing	29
4.15	Table Showing Reaction to Profit or Loss	30
4.16	Table Showing Knowledge About the Stock Market	31
4.17	Table Showing Percentage of Capital Employed	32

4.18	Table Showing Source of Detailed Knowledge Acquisition	33
4.19	Table Showing Outlook on Savings	34

LIST OF FIGURE

TABLE NO	TITLE	PAGE NO:
4.1.	Figure Showing Gender-Wise Classification	16
4.2	Figure Showing Monthly Income Classification	17
4.3	Figure Showing Activity in the Stock Market	18
4.4	Figure Showing Method of Portfolio Creation	19
4.5	Figure Showing Time Interval of Investment or Trade in the Stock Market	20
4.6	Figure Showing Benchmark Return in Trading	21
4.7	Figure Showing First Experience in Trading or Investing	22
4.8	Figure Showing Source of income	23
4.9	Figure Showing Level of Knowledge Before Entering into Stock Market	24
4.10	Figure Showing Method of Technical Study	25
4.11	Figure Showing Appearance of the Chart	26
4.12	Figure Showing Mostly Used Study Tools	27
4.13	Figure Showing Experience in Trading or Investing	28
4.14	Figure Showing Benchmark Return for Investing	29
4.15	Figure Showing Reaction to Profit or Loss	30
4.16	Figure Showing Knowledge About the Stock Market	31
4.17	Figure Showing Percentage of Capital Employed	32

4.18	Figure Showing Source of Detailed Knowledge Acquisition	33
4.19	Figure Showing Outlook on Savings	34

**“A STUDY ON CUSTOMER SATISFACTION TOWARDS
VESTA ICE CREAM”**

Project Report submitted to

CHRIST COLLEGE (AUTONOMOUS)

In partial fulfilment of the requirement for the award of the degree of

BACHELOR OF COMMERCE

Submitted by

DEVANANDHA T S

(CCAUBCM176)

Under the supervision of

Ms. SHINY A.O



DEPARTMENT OF COMMERCE

CHRIST COLLEGE (AUTONOMOUS), IRINJALAKUDA

UNIVERSITY OF CALICUT

MARCH 2023

CHRIST COLLEGE (AUTONOMOUS), IRINJALAKUDA

CALICUT UNIVERSITY



DEPARTMENT OF COMMERCE

CERTIFICATE

This is to certify that the project report entitled “**A STUDY ON CUSTOMER SATISFACTION TOWARDS VESTA ICECREAM**” is a bonafide record of project done by **DEVANANDHA T S** , Reg. No. CCAUBCM176, under my guidance and supervision in partial fulfilment of the requirement for the award of the degree of BACHELOR OF COMMERCE and it has not previously formed the basis for any Degree, Diploma and Associateship or Fellowship.



Asso.Prof. K.J. Joseph
Co-ordinator

Ms. SHINY A O
Project Guide



DECLARATION

I, **DEVANANDHA T S**, hereby declare that the project work entitled “**A STUDY ON CUSTOMER SATISFACTION TOWARDS VESTA ICE CREAM**” is a record of independent and bonafide project work carried out by me under the supervision and guidance of Ms.SHINY A O Asst. Professor-On contract, Department of Commerce, Christ College (Autonomous), Irinjalakuda.

The information and data given in the report is authentic to the best of my knowledge. The report has not been previously submitted for the award of any Degree, Diploma, Associateship or other similar title of any other university or institute.

Place: Irinjalakuda

Date: 13/03/2023



DEVANANDHA T S

CCAUBCM176

ACKNOWLEDGEMENT

I would like to take the opportunity to express my preferred thanks and gratitude to all people who have helped me with sound advice and able guidance.

Above all, I express my eternal gratitude to the Lord Almighty under whose divine guidance; I have been able to complete this work successfully.

I would like to express my sincere obligation to Rev. Dr. Jolly Andrews CMI our Principal, for providing various facilities.

I am thankful to Asso.Prof. K.J. Joseph, Co-ordinator of the Department, for providing proper help and encouragement in the preparation of this report.

I am thankful to my class teacher, Ms. Teena Thomas, Asst. Professor-On contract, for providing proper help and encouragement in the preparation of this report.

I express my sincere gratitude to Ms. Shiny A O , Asst. Professor-On contract, whose guidance and support throughout the training period helped me to complete this work successfully.

I would like to express my preferred gratitude to all the faculties of the department for their interest and cooperation in this regard.

I extend my hearty gratitude to the librarian and other library staffs of my college for their wholehearted cooperation.

I express my sincere thanks to my friends and family for their support in completing this report successfully.

Place: Irinjalakuda

DEVANANDHA T S

Date: 13/3/2023

TABLES OF CONTENTS

SL.NO	CONTENTS	PG NO:
	LIST OF TABLES	
	LIST OF GRAPHS	
CHAPTER I	INTRODUCTION	1-4
CHAPTER II	REVIEW OF LITERATURE	5-7
CHAPTER III	THEORETICAL FRAMEWORK	8-11
CHAPTER IV	DATA ANALYSIS AND INTERPRETATION	11-31
CHAPTER V	FINDINGS, SUGGESTIONS & CONCLUSION	32-35
	BIBLIOGRAPHY	
	APPENDIX	

LIST OF TABLES

TABLE NO	TITLE	PAGE NO:
4.1.	Table showing age of respondents	11
4.2	Table showing gender of respondents	12
4.3	Table showing brand and preference of respondents	13
4.4	Table showing awareness of vesta ice cream	14
4.5	Table showing how respondents come to know about vesta ice cream	15
4.6	Table Showing awareness of vesta ads	16
4.7	Table showing preferred media for vesta ads	17
4.8	Table Showing regular vesta customers	18
4.9	Table Showing preference of ice cream flavor	19
4.10	Table Showing occasion of ice cream purchase	20
4.11	Table showing rating of ice cream based on price	21
4.12	Table showing the rating of ice cream based on quality and taste	22
4.13	Table showing the rate of ice cream based on availability	23
4.14	Table showing the rate of ice cream based on packing	24
4.15	Table showing satisfaction towards vesta ice cream	25
4.16	Table showing frequency of purchase	26
4.17	Table showing place of purchase	27

4.18	Table showing the preference of having vesta ice cream	28
4.19	Table showing the promotion attracting customers	29
4.20	Table showing frequency of future recommendation to others	30
4.21	Table showing improvement to see in vesta ice cream	31

LIST OF GRAPHS

TABLE NO	TITLE	PAGE NO:
4.1.	Graph showing age of respondents	11
4.2	Graph showing gender of respondents	12
4.3	Graph showing brand and preference of respondents	13
4.4	Graph showing awareness of vesta ice cream	14
4.5	Graph showing how respondents come to know about vesta ice cream	15
4.6	Graph Showing awareness of vesta ads	16
4.7	Graph showing preferred media for vesta ads	17
4.8	Graph Showing regular vesta customers	18
4.9	Graph Showing preference of ice cream flavor	19
4.10	Graph Showing occasion of ice cream purchase	20
4.11	Graph showing rating of ice cream based on price	21
4.12	Graph showing the rating of ice cream based on quality and taste	22
4.13	Graph showing the rate of ice cream based on availability	23
4.14	Graph showing the rate of ice cream based on packing	24
4.15	Graph showing satisfaction towards vesta ice cream	25
4.16	Graph showing frequency of purchase	26
4.17	Graph showing place of purchase	27

4.18	Graph showing the preference of having vesta ice cream	28
4.19	Graph showing the promotion attracting customers	29
4.20	Graph showing frequency of future recommendation to others	30
4.21	Graph showing improvement to see in vesta ice cream	31

“A STUDY ON STUDENT SATISFACTION ON BYJU’S APP”

Project Report submitted to

CHRIST COLLEGE (AUTONOMOUS)

In partial fulfilment of the requirement for the award of the degree of

BACHELOR OF COMMERCE

Submitted by

DON MATHEW

(CCAUBCM177)

Under the supervision of

Ms. TEENA THOMAS



DEPARTMENT OF COMMERCE

CHRIST COLLEGE (AUTONOMOUS), IRINJALAKUDA

UNIVERSITY OF CALICUT

MARCH 2023

CHRIST COLLEGE (AUTONOMOUS), IRINJALAKUDA

CALICUT UNIVERSITY



DEPARTMENT OF COMMERCE

CERTIFICATE

This is to certify that the project report entitled “A Study on Student Satisfaction on BYJU’S App” is a bonafide record of project done by **DON MATHEW**, Reg. No. CCAUBCM177, under my guidance and supervision in partial fulfilment of the requirement for the award of the degree of BACHELOR OF COMMERCE and it has not previously formed the basis for any Degree, Diploma and Associateship or Fellowship.

Assoc. Prof. K.J. Joseph
Co-ordinator

Ms. TEENA THOMAS
Project Guide



DECLARATION

I, **DON MATHEW**, hereby declare that the project work entitled **“A STUDY ON STUDENT SATISFACTION ON BYJU’S APP”** is a record of independent and bonafide project work carried out by me under the supervision and guidance of Ms. Teena Thomas Asst. Professor-On contract, Department of Commerce, Christ College (Autonomous), Irinjalakuda.

The information and data given in the report is authentic to the best of my knowledge. The report has not been previously submitted for the award of any Degree, Diploma, Associateship or other similar title of any other university or institute.

Place: Irinjalakuda

Date:

DON MATHEW

CCAUBCM177

ACKNOWLEDGEMENT

I would like to take the opportunity to express my preferred thanks and gratitude to all people who have helped me with sound advice and able guidance.

Above all, I express my eternal gratitude to the Lord Almighty under whose divine guidance; I have been able to complete this work successfully.

I would like to express my sincere obligation to Rev. Dr. Jolly Andrews CMI our Principal, for providing various facilities.

I am thankful to Assoc. Prof. K.J. Joseph, Co-ordinator of the Department, for providing proper help and encouragement in the preparation of this report.

I am thankful to my class teacher, Ms. Teena Thomas, Asst. Professor-On contract, for providing proper help and encouragement in the preparation of this report.

I express my sincere gratitude to Ms. Teena Thomas, Asst. Professor-On contract, whose guidance and support throughout the training period helped me to complete this work successfully.

I would like to express my preferred gratitude to all the faculties of the department for their interest and cooperation in this regard.

I extend my hearty gratitude to the librarian and other library staffs of my college for their wholehearted cooperation.

I express my sincere thanks to my friends and family for their support in completing this report successfully.

Place: Irinjalakuda

DON MATHEW

Date:

TABLES OF CONTENTS

SL.NO	CONTENTS	PAGE NO:
	LIST OF TABLES	
	LIST OF FIGURES	
CHAPTER I	INTRODUCTION	2-5
CHAPTER II	REVIEW OF LITERATURE	6-11
CHAPTER III	THEORETICAL FRAMEWORK	13-16
CHAPTER IV	DATA ANALYSIS AND INTERPRETATION	18-34
CHAPTER V	FINDINGS, SUGGESTIONS & CONCLUSION	36-38
	BIBLIOGRAPHY	40-41
	ANNEXURE	43-45

LIST OF TABLES

TABLE NO	TITLE	PAGE NO
4.1	Table showing age of respondents.	18
4.2	Table showing gender of respondents.	19
4.3	Table showing grade of respondents.	20
4.4	Table showing usage of online education platform.	21
4.5	Table showing online education can be more effective than offline.	22
4.6	Table showing mode of education you prefer.	23
4.7	Table showing source of information.	24
4.8	Table showing the usage of BYJU'S app.	25
4.9	Table showing visual representation of topics makes studying easy.	26
4.10	Table showing BYJU'S app is costly.	27
4.11	Table showing good substitute for tuition.	28
4.12	Table showing any other online education apps better than BYJU'S app.	29
4.13	Table showing tutors are knowledgeable about the subject they teach.	30
4.14	Table showing doubts are cleared at time.	31

4.15	Table showing artificial intelligence made learning more easier.	32
4.16	Table showing learning tougher topics is easier in BYJU'S app.	33
4.17	Table showing online education platforms you prefer.	34

LIST OF GRAPHS

FIGURE NO	TITLE	PAGE NO
4.1	Figure showing age of respondents.	18
4.2	Figure showing gender of respondents.	19
4.3	Figure showing grade of respondents.	20
4.4	Figure showing usage of online education platform.	21
4.5	Figure showing online education can be more effective than offline.	22
4.6	Figure showing mode of education you prefer.	23
4.7	Figure showing source of information.	24
4.8	Figure showing the usage of BYJU'S app.	25
4.9	Figure showing visual representation of topics makes studying easy.	26
4.10	Figure showing BYJU'S app is costly.	27
4.11	Figure showing good substitute for tuition.	28
4.12	Figure showing any other online education apps better than BYJU'S app.	29
4.13	Figure showing tutors are knowledgeable about the subject they teach.	30
4.14	Figure showing doubts are cleared at time.	31

4.15	Figure showing artificial intelligence made learning more easier.	32
4.16	Figure showing learning tougher topics is easier in BYJU'S app.	33
4.17	Figure showing online education platforms you prefer.	34

**“A STUDY ON THE FINANCIAL PERFORMANCE OF
MUTHOOT FINANCE LTD USING RATIO ANALYSIS”**

Project Report submitted to

CHRIST COLLEGE (AUTONOMOUS)

In partial fulfilment of the requirement for the award of the degree of

BACHELOR OF COMMERCE

Submitted by

FERNANDO J MECHERY

(CCAUBCM178)

Under the supervision of

MS.SIJI .C.L



DEPARTMENT OF COMMERCE

CHRIST COLLEGE (AUTONOMOUS), IRINJALAKUDA

UNIVERSITY OF CALICUT

MARCH 2023

CHRIST COLLEGE (AUTONOMOUS), IRINJALAKUDA

CALICUT UNIVERSITY



DEPARTMENT OF COMMERCE CERTIFICATE

This is to certify that the project report entitled “**A Study on the Financial Performance of Muthoot Finance Ltd using Ratio Analysis**” is a bonafide record of project done by **FERNANDO J MECHERY**, Reg. No. CCAUBCM178, under my guidance and supervision in partial fulfilment of the requirement for the award of the degree of **BACHELOR OF COMMERCE** and it has not previously formed the basis for any Degree, Diploma and Associateship or Fellowship.

Asso.Prof.K.J. Joseph

Ms. SIJL.C. L

Co-ordinator

Project Guide



DECLARATION

I, FERNANDO J MECHERY, hereby declare that the project work entitled "**A STUDY ON THE FINANCIAL PERFORMANCE OF MUTHOOT FINANCE LTD USING RATIO ANALYSIS**" is a record of independent and bonafide project work carried out by me under the supervision and guidance of Ms.SIJL.C.L Asst. Professor-On contract, Department of Commerce, Christ College (Autonomous), Irinjalakuda.

The information and data given in the report is authentic to the best of my knowledge. The report has not been previously submitted for the award of any Degree, Diploma, Associateship or other similar title of any other university or institute.

Place: Irinjalakuda


FERNANDO J MECHERY

Date: 13/3/2023

CCAUBCM178

ACKNOWLEDGEMENT

I would like to take the opportunity to express my preferred thanks and gratitude to all people who have helped me with sound advice and able guidance.

Above all, I express my eternal gratitude to the Lord Almighty under whose divine guidance; I have been able to complete this work successfully.

I would like to express my sincere obligation to Rev. Dr. Jolly Andrews CMI our Principal, for providing various facilities.

I am thankful to Asso.Prof. K.J. Joseph, Co-ordinator of the Department, for providing proper help and encouragement in the preparation of this report.

I am thankful to my class teacher, Ms. Teena Thomas, Asst. Professor-On contract, for providing proper help and encouragement in the preparation of this report.

I express my sincere gratitude to Ms. SJI.C. L, Asst. Professor-On contract, whose guidance and support throughout the training period helped me to complete this work successfully.

I would like to express my preferred gratitude to all the faculties of the department for their interest and cooperation in this regard.

I extend my hearty gratitude to the librarian and other library staffs of my college for their wholehearted cooperation.

I express my sincere thanks to my friends and family for their support in completing this report successfully.

Place: Irinjalakuda

FERNANDO J MECHERY

DATE: 13/3/2023

TABLES OF CONTENTS

SL NO.	CONTENTS	PAGE NO.
	LIST OF TABLES	
	LIST OF FIGURES	
CHAPTER 1	INTRODUCTION	1-6
CHAPTER 2	REVIEW OF LITERATURE	7-12
CHAPTER 3	THEORETICAL FRAMEWORK	13-18
CHAPTER 4	DATA ANALYSIS AND INTERPRETATION	19-29
CHAPTER 5	FINDINGS, SUGGESTIONS AND CONCLUSIONS	30-33
	BIBLIOGRAPHY	
	ANNEXURE	

LIST OF TABLES

TABLE NO	TITLE	PAGE NO.
4.1	Table showing Current Assets, Current Liabilities and Current Ratio	20
4.2	Table showing Quick Assets, Current Liabilities and Quick Ratio	21
4.3	Table showing Working Capital, Net Sales and Working Capital Ratio	22
4.4	Table showing Debt, Equity and Debt-Equity Ratio	23
4.5	Table showing Shareholders Fund, Total Assets and Proprietary Ratio	24
4.6	Table showing PBIT, Capital Employed and Return on Capital Employed	25
4.7	Table showing Net Profit, Net Sales and Net Profit Ratio	26
4.8	Table showing Operating Profit, Net Sales and Operating Profit Ratio	27
4.9	Table showing Net Profit, Shareholders Fund and Return on Equity Ratio	28
4.10	Table showing EBIT, Total Assets and Return on Asset Ratio	29

LIST OF GRAPHS

TABLE NO	TITLE	PAGE NO.
4.1	Graph showing Current Assets, Current Liabilities and Current Ratio	20
4.2	Graph showing Quick Assets, Current Liabilities and Quick Ratio	21
4.3	Graph showing Working Capital, Net Sales and Working Capital Ratio	22
4.4	Graph showing Debt, Equity and Debt-Equity Ratio	23
4.5	Graph showing Shareholders Fund, Total Assets and Proprietary Ratio	24
4.6	Graph showing PBIT, Capital Employed and Return on Capital Employed	25
4.7	Graph showing Net Profit, Net Sales and Net Profit Ratio	26
4.8	Graph showing Operating Profit, Net Sales and Operating Profit Ratio	27
4.9	Graph showing Net Profit, Shareholders Fund and Return on Equity Ratio	28
4.10	Graph showing EBIT, Total Assets and Return on Asset Ratio	29

**“A STUDY ON EFFECTIVENESS OF SOCIAL MEDIA
ADVERTISEMENT AMONG PEOPLE AT IRINJALAKUDA
REGION”**

Project Report submitted to

CHRIST COLLEGE (AUTONOMOUS)

In partial fulfilment of the requirement for the award of the degree of

BACHELOR OF COMMERCE

Submitted by

JEPH SAJI

(CCAUBCM179)

Under the supervision of

Ms. SANDHYA V



DEPARTMENT OF COMMERCE

CHRIST COLLEGE (AUTONOMOUS), IRINJALAKUDA

UNIVERSITY OF CALICUT

MARCH 2023

CHRIST COLLEGE (AUTONOMOUS), IRINJALAKUDA

CALICUT UNIVERSITY



DEPARTMENT OF COMMERCE

CERTIFICATE

This is to certify that the project report entitled “**A Study on Effectiveness Of Social Media Advertisement Among People At Irinjalakuda Region**” is a bonafide record of project done by **JEPH SAJI**, Reg. No. CCAUBCM179, under my guidance and supervision in partial fulfilment of the requirement for the award of the degree of **BACHELOR OF COMMERCE** and it has not previously formed the basis for any Degree, Diploma and Associateship or Fellowship.



Assoc.Prof. K.J. Joseph
Co-ordinator



Ms. SANDHYA V
Project Guide



DECLARATION

I, **JEPH SAJI**, hereby declare that the project work entitled “**A STUDY ON EFFECTIVENESS OF SOCIAL MEDIA ADVERTISEMENT AMONG PEOPLE AT IRINJALAKUDA REGION**” is a record of independent and bonafide project work carried out by me under the supervision and guidance of Ms. Sandhya v Asst. Professor-On contract, Department of Commerce, Christ College (Autonomous), Irinjalakuda.

The information and data given in the report is authentic to the best of my knowledge. The report has not been previously submitted for the award of any Degree, Diploma, Associateship or other similar title of any other university or institute.

Place: Irinjalakuda

Date:

JEPH SAJI

CCAUBCM179

ACKNOWLEDGEMENT

I would like to take the opportunity to express my preferred thanks and gratitude to all people who have helped me with sound advice and able guidance.

Above all, I express my eternal gratitude to the Lord Almighty under whose divine guidance; I have been able to complete this work successfully.

I would like to express my sincere obligation to **Rev. Dr. Jolly Andrews CMI** our Principal, for providing various facilities.

I am thankful to Assoc.Prof. K.J. Joseph, Co-ordinator of the Department, for providing proper help and encouragement in the preparation of this report.

I am thankful to my class teacher, Ms. Teena Thomas, Asst. Professor-On contract, for providing proper help and encouragement in the preparation of this report.

I express my sincere gratitude to Ms. Sandhya V , Asst. Professor-On contract, whose guidance and support throughout the training period helped me to complete this work successfully.

I would like to express my preferred gratitude to all the faculties of the department for their interest and cooperation in this regard.

I extend my hearty gratitude to the librarian and other library staffs of my college for their wholehearted cooperation.

I express my sincere thanks to my friends and family for their support in completing this report successfully.

Place: Irinjalakuda

JEPH SAJI

Date:

TABLES OF CONTENTS

SL.NO	CONTENTS	PAGE NO.
	LIST OF TABLES	
	LIST OF FIGURES	
CHAPTER I	INTRODUCTION	1-4
CHAPTER II	REVIEW OF LITERATURE	5-9
CHAPTER III	THEORETICAL FRAMEWORK	10-13
CHAPTER IV	DATA ANALYSIS AND INTERPRETATION	14-33
CHAPTER V	FINDINGS, SUGGESTIONS & CONCLUSION	34-37
	BIBLIOGRAPHY	38-39
	APPENDIX	40-47

LIST OF TABLES

TABLE NO	TITLE	PAGE NO:
4.1.	Table showing gender of the respondents	14
4.2	Table showing how often respondents browse internet	15
4.3	Table showing how respondents usually access the internet	16
4.4	Table showing number of respondents clicked an online advertisement before	17
4.5	Table showing why respondents prefer online shopping	18
4.6	Table Showing what motivates respondents to click on an online advertisement.	19
4.7	Table Showing that does respondents feel online advertisement is more effective than traditional forms of advertisements such as TV, Print, Radio, Etc.	20
4.8	Table Showing respondents who had done purchasing online as a result of clicking an online advertisement	21

4.9	Table Showing how many respondents make purchase after clicking on an online advertisement on social media.	22
4.10	Table Showing what type of advertisement respondent find most effective	23
4.11	Table showing what category of advertisements respondents seen mostly	24
4.12	Table showing respondents view on what makes online advertisements effective.	25
4.13	Table showing what products does respondents purchase more due to the influence of social media advertisements	26
4.14	Table showing does respondents trust in purchasing products is increased by social media advertisements	27
4.15	Table showing how likely respondent recommend the product purchased through online to his friends or family	28
4.16	Table showing weather the respondent click on an online advertisement if its personalized to their interests and browsing history	29
4.17	Table showing does the respondents feel online advertisements disturbing	30
4.18	Table showing does respondents have been introduced to a new product through social media	31

4.19	Table showing the difficulties faced by respondents while purchasing products through social media advertisements	32
4.20	Table showing effectiveness of social media advertising in purchasing a product	33

LIST OF FIGURES

TABLE NO	TITLE	PAGE NO:
4.1.	Figure showing gender of the respondents	14
4.2	Figure showing how often respondents browse internet	15
4.3	figure showing how respondents usually access the internet	16
4.4	figure showing number of respondents clicked an online advertisement before	17
4.5	Figure showing why respondents prefer online shopping	18
4.6	Figure showing what motivates respondents to click on an online advertisement	19
4.7	Figure showing that does respondents feel online advertisement is more effective than traditional forms of advertisements such as TV, Print, Radio, Etc..	20
4.8	Figure showing respondents who had done purchasing online as a result of clicking an online advertisement	21
4.9	Figure showing how many respondents make purchase after clicking on an online advertisement on social media	22
4.10	Figure showing what type of advertisement respondent find most effective	23
4.11	Figure showing what category of advertisements respondents seen mostly	24

4.12	Figure showing respondents view on what makes online advertisements effective	25
4.13	Figure showing what products does respondents purchase more due to the influence of social media advertisements	26
4.14	Figure showing does respondents trust in purchasing products is increased by social media advertisements	27
4.15	Figure showing how likely respondent recommend the product purchased through online to his friends or family	28
4.16	Figure showing weather the respondent click on an online advertisement if its personalized to their interests and browsing history	29
4.17	Figure showing does the respondents feel online advertisements disturbing	30
4.18	Figure showing does respondents have been introduced to a new product through social media	31
4.19	Figure showing the difficulties faced by respondents while purchasing products through social media advertisements	32
4.20	Figure showing effectiveness of social media advertising in purchasing a product	33

**“A STUDY ON CUSTOMER’S ATTITUDE TOWARDS OTT
PLATFORMS”**

Project Report submitted to

CHRIST COLLEGE (AUTONOMOUS)

In partial fulfilment of the requirement for the award of the degree of

BACHELOR OF COMMERCE

Submitted by

JOE FRANCIS

(CCAUBCM180)

Under the supervision of

Mr. VISHNU M S



DEPARTMENT OF COMMERCE

CHRIST COLLEGE (AUTONOMOUS), IRINJALAKUDA

UNIVERSITY OF CALICUT

MARCH 2023

CHRIST COLLEGE (AUTONOMOUS), IRINJALAKUDA
CALICUT UNIVERSITY



DEPARTMENT OF COMMERCE CERTIFICATE

This is to certify that the project report entitled “a Study on customer’s attitude towards OTT Platforms” is a bonafide record of project done by **JOE FRANCIS**, Reg. No. CCAUBCM180, under my guidance and supervision in partial fulfilment of the requirement for the award of the degree of **BACHELOR OF COMMERCE** and it has not previously formed the basis for any Degree, Diploma and Associateship or Fellowship.

Assoc.Prof. K.J. Joseph

Co-ordinator

Mr. VISHNU M S

Project Guide



DECLARATION

I, **JOE FRANCIS**, hereby declare that the project work entitled "**A STUDY ON CUSTOMER'S ATTITUDE TOWARDS OTT PLATFORMS**" is a record of independent and bonafide project work carried out by me under the supervision and guidance of Mr. Vishnu M S Asst. Professor-On contract, Department of Commerce, Christ College (Autonomous), Irinjalakuda.

The information and data given in the report is authentic to the best of my knowledge. The report has not been previously submitted for the award of any Degree, Diploma, Associateship or other similar title of any other university or institute.

Place: Irinjalakuda

Date: 13-3-2023


JOE FRANCIS

CCAUBCM180

ACKNOWLEDGEMENT

I would like to take the opportunity to express my profound thanks and gratitude to all people who have helped me with sound advice and able guidance.

Above all, I express my eternal gratitude to the Lord Almighty under whose divine guidance; I have been able to complete this work successfully.

I would like to express my sincere obligation to Rev. Dr. Jolly Andrews CMI our Principal, for providing various facilities.

I am thankful to Assoc.Prof. K.J. Joseph, Co-ordinator of the Department, for providing proper help and encouragement in the preparation of this report.

I am thankful to my class teacher, Ms. Teena Thomas, Asst. Professor-on contract, for providing proper help and encouragement in the preparation of this report.

I express my sincere gratitude to Mr. Vishnu M S, Asst. Professor-on contract, whose guidance and support throughout the training period helped me to complete this work successfully.

I would like to express my profound gratitude to all the faculties of the department for their interest and cooperation in this regard.

I extend my hearty gratitude to the Librarian and other library staffs of my college for their wholehearted cooperation.

I express my sincere thanks to my friends and family for their support in completing this report successfully.

Place: Irinjalakuda

JOE FRANCIS

Date: 13-3-2023

TABLES OF CONTENTS

SL.NO	CONTENTS	PAGE NO
	LIST OF TABLES	
	LIST OF FIGURES	
CHAPTER I	INTRODUCTION	1-5
CHAPTER II	REVIEW OF LITERATURE	6-9
CHAPTER III	THEORETICAL FRAMEWORK	10-14
CHAPTER IV	DATA ANALYSIS AND INTERPRETATION	15-33
CHAPTER V	FINDINGS, SUGGESTIONS & CONCLUSION	34-36
	BIBLIOGRAPHY	37

LIST OF TABLES

TABLE NO	TITLE	PAGE NO:
4.1.	Table showing age group of respondents	15
4.2	Table showing gender of respondents	16
4.3	Table showing occupational status of respondents	17
4.4	Table showing the pattern of usage of OTT Platforms	18
4.5	Table showing responses of favourite OTT Platforms	19
4.6	Table Showing response on the type of content watched on OTT Platforms	20
4.7	Table showing the commencement of usage of OTT Platforms	21
4.8	Table Showing the responses for suggesting OTT Platforms to others	22
4.9	Table Showing the factors that influence respondents to use OTT Platforms	23
4.10	Table Showing the view of consumers on the functionality of OTT	24
4.11	Table showing reference of watching movies on OTT than in theatres	25
4.12	Table showing response on the benefit of using OTT Platforms	26

4.13	Table showing consumption of OTT Platform after the pandemic	27
4.14	Table showing change in peer's consumption of OTT Platform after the pandemic	28
4.15	Table showing preferences on releasing movies through OTT Platforms	29
4.16	Table showing response on release of low budget/experimental movies	30
4.17	Table showing response on imposing censorship on OTT Platforms	31
4.18	Table showing responses on future usage of OTT Platforms	32
4.19	Table showing responses on experience of using OTT Platforms	33

LIST OF FIGURES

TABLE NO	TITLE	PAGE NO.
4.1.	Figure showing age group of respondents	15
4.2	Figure showing gender of respondents	16
4.3	Figure showing occupational status of respondents	17
4.4	Figure showing the pattern of usage of OTT Platforms	18
4.5	Figure showing responses of favourite OTT Platforms	19
4.6	Figure Showing response on the type of content watched on OTT Platforms	20
4.7	Figure showing the commencement of usage of OTT Platforms	21
4.8	Figure Showing the responses for suggesting OTT Platforms to others	22
4.9	Figure Showing the factors that influence respondents to use OTT Platforms	23
4.10	Figure Showing the view of consumers on the functionality of OTT	24

4.11	Figure showing reference of watching movies on OTT than in theatres	25
4.12	Figure showing response on the benefit of using OTT Platforms	26
4.13	Figure showing consumption of OTT Platform after the pandemic	27
4.14	Figure showing change in peer's consumption of OTT Platform after the pandemic	28
4.15	Figure showing preferences on releasing movies through OTT Platforms	29
4.16	Figure showing response on release of low budget/experimental movies	30
4.17	Figure showing response on imposing censorship on OTT Platforms	31
4.18	Figure showing responses on future usage of OTT Platforms	32
4.19	Figure showing responses on experience of using OTT Platforms	33

**“A STUDY ON FINANCIAL PERFORMANCE ANALYSIS OF
ULTRA TECH CEMENT LTD”**

Project Report submitted to

CHRIST COLLEGE (AUTONOMOUS)

In partial fulfilment of the requirement for the award of the degree of

BACHELOR OF COMMERCE

Submitted by

RAPHAEL SHAJU

(CCAUBCM141)

Under the supervision of

Ms. SMITHA ANTONY M



DEPARTMENT OF COMMERCE

CHRIST COLLEGE (AUTONOMOUS), IRINJALAKUDA

UNIVERSITY OF CALICUT

MARCH 2023

CHRIST COLLEGE (AUTONOMOUS), IRINJALAKUDA

CALICUT UNIVERSITY




DEPARTMENT OF COMMERCE

CERTIFICATE

This is to certify that the project report entitled “**A Study on Financial Performance Analysis of Ultra Tech Cement Ltd**” is a bonafide record of project done by **RAPHAEL SHAJU**, Reg. No. CCAUBCM141, under my guidance and supervision in partial fulfilment of the requirement for the award of the degree of **BACHELOR OF COMMERCE** and it has not previously formed the basis for any Degree, Diploma and Associateship or Fellowship.

Assoc.Prof. K.J. Joseph
Co-ordinator

Ms. SMITHA ANTONY M
Project Guide



DECLARATION

I, **RAPHAEL SHAJU**, hereby declare that the project work entitled “**A STUDY ON FINANCIAL PERFORMANCE ANALYSIS OF ULTRA TECH CEMENT LTD**” is a record of independent and bonafide project work carried out by me under the supervision and guidance of Ms. Smitha Antony M Asst. Professor-On contract, Department of Commerce, Christ College (Autonomous), Irinjalakuda.

The information and data given in the report is authentic to the best of my knowledge. The report has not been previously submitted for the award of any Degree, Diploma, Associateship or other similar title of any other university or institute.

Place: Irinjalakuda

RAPHAEL SHAJU

Date:

CCAUBCM141

ACKNOWLEDGEMENT

I would like to take the opportunity to express my preferred thanks and gratitude to all people who have helped me with sound advice and able guidance.

Above all, I express my eternal gratitude to the Lord Almighty under whose divine guidance; I have been able to complete this work successfully.

I would like to express my sincere obligation to Rev. Dr. Jolly Andrews CMI our Principal, for providing various facilities.

I am thankful to Assoc.Prof. K.J. Joseph, Co-ordinator of the Department, for providing proper help and encouragement in the preparation of this report.

I am thankful to my class teacher, Ms. Teena Thomas, Asst. Professor-On contract, for providing proper help and encouragement in the preparation of this report.

I express my sincere gratitude to Ms. Smitha Antony M, Asst. Professor-On contract, whose guidance and support throughout the training period helped me to complete this work successfully.

I would like to express my preferred gratitude to all the faculties of the department for their interest and cooperation in this regard.

I extend my hearty gratitude to the librarian and other library staffs of my college for their wholehearted cooperation.

I express my sincere thanks to my friends and family for their support in completing this report successfully.

Place: Irinjalakuda

RAPHAEL SHAJU

Date:

TABLES OF CONTENTS

SL.NO	CONTENTS	PG.NO
	LIST OF TABLES	
CHAPTER I	INTRODUCTION	1-4
CHAPTER II	REVIEW OF LITERATURE	5-10
CHAPTER III	THEORETICAL FRAMEWORK	11-20
CHAPTER IV	DATA ANALYSIS AND INTERPRETATION	21-31
CHAPTER V	FINDINGS, SUGGESTIONS & CONCLUSION	32-35
	BIBLIOGRAPHY	36-37
	APPENDIX	

LIST OF TABLES

TABLE NO	TITLE	PAGE NO:
4.1.1	Table showing Current Ratio	22
4.1.2	Table showing Liquid Ratio	23
4.1.3	Table showing Absolute Liquid Ratio	24
4.2.1	Table showing Debt Equity Ratio	25
4.2.2	Table showing Ratio of Total Assets to Total Debt Solvency Ratio	26
4.2.3	Table showing Proprietary Ratio	27
4.2.4	Table showing Fixed Assets Ratio	28
4.3.1	Table showing Fixed Asset Turnover Ratio	29
4.3.2	Table showing Working Capital Turnover Ratio	30
4.4.1	Table showing Net Profit Ratio	31

LIST OF GRAPHS

TABLE NO	TITLE	PAGE NO:
4.1.1	Figure showing current ratio	22
4.1.2	Figure showing Liquid Ratio	23
4.1.3	Figure showing Absolute Liquid Ratio	24
4.2.1	Figure showing Debt Equity Ratio	25
4.2.2	Figure showing Ratio of Total Assets to Total Debt Solvency Ratio	26
4.2.3	Figure showing Proprietary Ratio	27
4.2.3	Figure showing Fixed Assets Ratio	28
4.3.1	Figure showing Fixed Asset Turnover Ratio	29
4.3.2	Figure showing Working Capital Turnover Ratio	30
4.4.1	Figure showing Net Profit Ratio	31

**“A STUDY ON TEACHER’S SATISFACTION TOWARDS
ONLINE EDUCATION PLATFORMS”**

Project Report submitted to

CHRIST COLLEGE (AUTONOMOUS)

In partial fulfilment of the requirement for the award of the degree of

BACHELOR OF COMMERCE


Submitted by

VENKAT S REMAN

(CCAUBCM142)

Under the supervision of

Ms. SWATHY .V. CHANDRAN



**DEPARTMENT OF COMMERCE
CHRIST COLLEGE (AUTONOMOUS), IRINJALAKUDA
UNIVERSITY OF CALICUT**

MARCH 2023

CHRIST COLLEGE (AUTONOMOUS), IRINJALAKUDA

CALICUT UNIVERSITY



DEPARTMENT OF COMMERCE

CERTIFICATE

This is to certify that the project report entitled “A STUDY ON TEACHER’S SATISFACTION TOWARDS ONLINE EDUCATION PLATFORMS” is a bonafide record of project done by VENKAT S REMAN, Reg. No. CCAUBCM142, under my guidance and supervision in partial fulfilment of the requirement for the award of the degree of BACHELOR OF COMMERCE and it has not previously formed the basis for any Degree, Diploma and Associateship or Fellowship.


Asso.Prof. K.J. Joseph
Co-ordinator


Ms.SWATHY.V.CHANDRAN
Project Guide




DECLARATION

I, VENKAT S REMAN, hereby declare that the project work entitled “A STUDY ON TEACHER’S SATISFACTION TOWARDS ONLINE EDUCATION PLATFORMS” is a record of independent and bonafide project work carried out by me under the supervision and guidance of Ms.Swathy.V.Chandran Asst. Professor-On contract, Department of Commerce, Christ College (Autonomous), Irinjalakuda.

The information and data given in the report is authentic to the best of my knowledge. The report has not been previously submitted for the award of any Degree, Diploma, Associateship or other similar title of any other university or institute.

Place: Irinjalakuda

Date: 13-03-2023


VENKAT S REMAN
CCAUBCM142

ACKNOWLEDGEMENT

I would like to take the opportunity to express my preferred thanks and gratitude to all people who have helped me with sound advice and able guidance.

Above all, I express my eternal gratitude to the Lord Almighty under whose divine guidance; I have been able to complete this work successfully.

I would like to express my sincere obligation to Rev. Dr. Jolly Andrews CMI our principal, for providing various facilities.

I am thankful to Asso.Prof. K.J. Joseph, Co-ordinator of the Department, for providing proper help and encouragement in the preparation of this report.

I am thankful to my class teacher, Ms. Teena Thomas, Asst. Professor-On contract, for providing proper help and encouragement in the preparation of this report.

I express my sincere gratitude to Ms. Swathy V Chandran , Asst. Professor-On contract, whose guidance and support throughout the training period helped me to complete this work successfully.

I would like to express my preferred gratitude to all the faculties of the department for their interest and cooperation in this regard.

I extend my hearty gratitude to the librarian and other library staffs of my college for their wholehearted cooperation.

I express my sincere thanks to my friends and family for their support in completing this report successfully.

Place: Irinjalakuda

VENKAT S REMAN

Date: 13 | 3 | 2023

TABLES OF CONTENTS

SL.NO	CONTENTS	PAGE .NO
	LIST OF TABLES	
	LIST OF FIGURES	
CHAPTER I	INTRODUCTION	1-4
CHAPTER II	REVIEW OF LITERATURE	5-9
CHAPTER III	THEORETICAL FRAMEWORK	10-13
CHAPTER IV	DATA ANALYSIS AND INTERPRETATION	14-38
CHAPTER V	FINDINGS, SUGGESTIONS & CONCLUSION	39-42
	BIBLIOGRAPHY	43-44
	APPENDIX	45-50

LIST OF TABLES

Table No	Title	Page No
4.1	Table showing general profile of respondents	14
4.2	Table showing satisfaction of teachers with students' responses from online classes	18
4.3	Table showing platforms preferred by students and teachers where they can work together effectively	19
4.4	Table showing methods adopted to make online classes more interactive	20
4.5	Table showing opinion about the statement 'online education helps teachers to create a successful learning environment just like offline classes'	21
4.6	Table showing means to ensure whether students are able to follow online classes	22
4.7	Table showing stress in teaching remotely	23
4.8	Table showing availability of high speed network	24
4.9	Table showing effectiveness of remote learning	25
4.10	Table showing satisfaction of teachers towards online platforms	26
4.11	Table showing satisfaction with technology and software using for online classes	27
4.12	Table showing interaction with students	28

4.13	Table showing gadgets used for the accessibility of online classes	29
4.14	Table showing coverage of all the portions through online medium	30
4.15	Table showing opinion on lecturing students using online platforms	31
4.16	Table showing reachability of students to clear their doubts through online platforms	32
4.17	Table showing most apt platform for teaching and interacting with students	33
4.18	Table showing support a student backward in studies through online classes	34
4.19	Table showing using multiple online education platforms	35
4.20	Table showing no. of online education platforms used for teaching	36
4.21	Table showing challenges faced while taking classes through online platforms	37
4.22	Table showing online education platforms help to give a good quality education	38

LIST OF FIGURES

Figure no.	Title	Page No
4.1.1	Figure showing gender	14
4.1.2	Figure showing programme	15
4.1.3	Figure showing stream	16
4.1.4	Figure showing area of residence	17
4.2	Figure showing satisfaction of teachers with student's responses from online classes	18
4.3	Figure showing platforms preferred by students and teachers where they can work together effectively	19
4.4	Figure showing methods adopted to make online classes more interactive	20
4.5	Figure showing opinion about the statement 'online education helps teachers to create a successful learning environment just like offline classes'	21
4.6	Figure showing means to ensure whether students are able to follow online classes	22
4.7	Figure showing stress in teaching remotely	23
4.8	Figure showing availability of high speed network	24

4.9	Figure showing effectiveness of remote learning	25
4.10	Figure showing satisfaction of teachers towards online platforms	26
4.11	Figure showing satisfaction with technology and software using for online classes	27
4.12	Figure showing interaction with students	28
4.13	Figure showing gadgets used for the accessibility of online classes	29
4.14	Figure showing coverage of all the portions through online medium	30
4.15	Figure showing opinion on lecturing students using online platforms	31
4.16	Figure showing reachability of student's to clear their doubts through online platforms	32
4.17	Figure showing most apt platform for teaching and interacting with students	33
4.18	Figure showing support a student backward in studies through online classes	34
4.19	Figure showing using multiple online education platforms	35
4.20	Figure showing no. of online education platforms used for teaching	36
4.21	Figure showing challenges faced while taking classes through online platforms	37

4.22	Figure showing online education platforms help to give a good quality education	38
------	---	----

**“INVESTORS PREFERENCE TOWARDS DIFFERENT
INVESTMENT AVENUES”**

Project Report submitted to

CHRIST COLLEGE (AUTONOMOUS) IRINJALAKUDA

In partial fulfillment of the requirement for the award of the degree of

BACHELOR OF COMMERCE

Submitted by

**VIVEK T S
(CCAUBCM143)**

Under the supervision of

Asso.Prof. K.J. Joseph



DEPARTMENT OF COMMERCE

CHRIST COLLEGE (AUTONOMOUS), IRINJALAKUDA

UNIVERSITY OF CALICUT

MARCH 2023

CHRIST COLLEGE IRINJALAKUDA

CALICUT UNIVERSITY



DEPARTMENT OF COMMERCE

This is to certify that the project report entitled “**INVESTORS PREFERERNC E TOWARDS DIFFERENT INVESTMENT AVENUES**” is a bonafide record of project done by **VIVEK T S**, reg No.CCAUBCM143 under my guidance and supervision in partial fulfillment of the requirement for the award of the degree of **BACHELOR OF COMMERCE** and it has not previously formed the basis for any Degree, Diploma and Associateship or Fellowship.

K.J. Joseph

Asso.Prof. K.J. Joseph
Project Guide

K.J. Joseph

Asso.Prof. K.J. Joseph
co-ordinator



DECLARATION

I, VIVEK T S, hereby declare that the project work entitled "INVESTORS PREFERENCE TOWARDS DIFFERENT INVESTMENT AVENUES" is a record of independent and bonafide project work carried out by me under the supervision and guidance of Asso. Professor K.J Joseph On contract, Department of Commerce, Christ College (Autonomous), Irinjalakuda.

The information and data given in the report is authentic to the best of my knowledge. The report has not been previously submitted for the award of any Degree, Diploma, Associateship or other similar title of any other university or institute.

Place: Irinjalakuda

Date: 13/3/23



VIVEK T S

CCAUBCM143

ACKNOWLEDGEMENT

I would like to take the opportunity to express my profound thanks and gratitude to all people who have helped me with sound advice and able guidance.

Above all, I express my eternal gratitude to the Lord Almighty under whose divine guidance; I have been able to complete this work successfully.

I would like to express my sincere obligation to Rev. Dr. Jolly Andrews CMI our Principal, for providing various facilities.

I am thankful to Asso.Prof. K.J. Joseph, Co-ordinator of the Department, for providing proper help and encouragement in the preparation of this report.

I am thankful to my class teacher, Ms. Teena Thomas, Asst. Professor-on contract, for providing proper help and encouragement in the preparation of this report.

I express my sincere gratitude to Asso.Prof. K.J. Joseph-on contract, whose guidance and support throughout the training period helped me to complete this work successfully.

I would like to express my preferred gratitude to all the faculties of the department for their interest and cooperation in this regard.

I extend my hearty gratitude to the Librarian and other library staffs of my college for their wholehearted cooperation.

I express my sincere thanks to my friends and family for their support in completing this report successfully.

Place: Irinjalakuda


VIVEK T S

Date: 13/3/23

TABLE OF CONTENTS

SL.NO	CONTENTS	PG. NO
	LIST OF TABLES	
CHAPTER I	INTRODUCTION	2-7
CHAPTER II	REVIEW OF LITERATURE	9-10
CHAPTER III	THEORITICAL FRAMEWORK	12-18
CHAPTER IV	DATA ANALYSIS AND INTERPRETATION	20-41
CHAPTER V	FINDINGS, SUGGESTIONS & CONCLUSION	43-44
	BIBLIOGRAPHY	45
	ANNEXURE	

LIST OF TABLES

TABLE NO	TITLE	PAGE NO:
4.1.	Table showing gender of the respondent	20
4.2	Table showing designation of the respondent	21
4.3	Table showing whether one should invest a part of earnings for future	22
4.4	Table showing number of passive investors and active investors	23
4.5	Table showing sources of income of investors	24
4.6	Table showing investment preferences	25
4.7	Table showing investment made by investors	26
4.8	Table showing income set back for investing	27
4.9	Table showing income spend for needs	28
4.10	Table showing how investment decisions are made	29
4.11	Table showing factors considered while investing	30
4.12	Table showing investors choice on investing or trading	31

4.13	Table showing expected annual return on investment	32
4.14	Table showing whether bank deposits is safer than other investments	33
4.15	Table showing response towards inflation rates	34
4.16	Table showing response on expert advice while investing	35
4.17	Table showing whether we should keep diversified portfolio rather than single investment	36
4.18	Table showing how updated are investors with modern investment products	37
4.19	Table showing investors familiarity with behavioural finance	38
4.20	Table showing best source to study investing	39
4.21	Table showing whether investing is easy or hard to learn	40
4.22	Table showing opinion of investors for investing in future	41

LIST OF FIGURES

FIGURE NO	TITLE	PAGE NO:
4.1.	Figure showing gender of the respondent	20
4.2	Figure showing designation of the respondent	21
4.3	Figure showing whether one should invest a part of earnings for future	22
4.4	Figure showing number of passive investors and active investors	23
4.5	Figure showing sources of income of investors	24
4.6	Figure showing investment preferences.	25
4.7	Figure showing investment made by investors	26
4.8	Figure showing income set back for investing	27
4.9	Figure showing income spend for needs	28
4.10	Figure showing how investment decisions are made	29
4.11	Figure showing factors considered while investing	30
4.12	Figure showing investors choice on investing or trading	31
4.13	Figure showing expected annual return on investment	32

4.14	Figure showing whether bank deposits is safer than other investments	33
4.15	Figure showing response towards inflation rates	34
4.16	Figure showing response on expert advice while investing	35
4.17	Figure showing whether we should keep diversified portfolio rather than single investment	36
4.18	Figure showing how updated are investors with modern investment products	37
4.19	Figure showing investors familiarity with behavioural finance	38
4.20	Figure showing best source to study investing	39
4.21	Figure showing whether investing is easy or hard to learn	40
4.22	Figure showing opinion of investors for investing in future	41

**“A STUDY ON CUSTOMER SATISFACTION TOWARDS
VESTA ICE CREAM”**

Project Report submitted to

CHRIST COLLEGE (AUTONOMOUS)

In partial fulfilment of the requirement for the award of the degree of

BACHELOR OF COMMERCE

Submitted by

ABHIRAMI C H

(CCAUBCM144)

Under the supervision of

Ms. SHINY A.O



DEPARTMENT OF COMMERCE

CHRIST COLLEGE (AUTONOMOUS), IRINJALAKUDA

UNIVERSITY OF CALICUT

MARCH 2023

CHRIST COLLEGE (AUTONOMOUS), IRINJALAKUDA

CALICUT UNIVERSITY



DEPARTMENT OF COMMERCE

CERTIFICATE

This is to certify that the project report entitled “A STUDY ON CUSTOMER SATISFACTION TOWARDS VESTA ICECREAM” is a bonafide record of project done by **ABHIRAMI C H**, Reg. No. CCAUBCM144, under my guidance and supervision in partial fulfilment of the requirement for the award of the degree of BACHELOR OF COMMERCE and it has not previously formed the basis for any Degree, Diploma and Associateship or Fellowship.

Joseph

Asso.Prof. K.J. Joseph
Co-ordinator

Ms. SHINY A O
Project Guide

[Signature]



DECLARATION

I, **ABHIRAMI CH**, hereby declare that the project work entitled “**A STUDY ON CUSTOMER SATISFACTION TOWARDS VESTA ICE CREAM**” is a record of independent and bonafide project work carried out by me under the supervision and guidance of Ms.SHINY A O Asst. Professor-On contract, Department of Commerce, Christ College (Autonomous), Irinjalakuda.

The information and data given in the report is authentic to the best of my knowledge. The report has not been previously submitted for the award of any Degree, Diploma, Associateship or other similar title of any other university or institute.

Place: Irinjalakuda

Date: 13/3/2023



ABHIRAMI CH

CCAUBCM144

ACKNOWLEDGEMENT

I would like to take the opportunity to express my preferred thanks and gratitude to all people who have helped me with sound advice and able guidance.

Above all, I express my eternal gratitude to the Lord Almighty under whose divine guidance; I have been able to complete this work successfully.

I would like to express my sincere obligation to Rev. Dr. Jolly Andrews CMI our Principal, for providing various facilities.

I am thankful to Asso.Prof. K.J. Joseph, Co-ordinator of the Department, for providing proper help and encouragement in the preparation of this report.

I am thankful to my class teacher, Ms. Teena Thomas, Asst. Professor-On contract, for providing proper help and encouragement in the preparation of this report.

I express my sincere gratitude to Ms. Shiny A O , Asst. Professor-On contract, whose guidance and support throughout the training period helped me to complete this work successfully.

I would like to express my preferred gratitude to all the faculties of the department for their interest and cooperation in this regard.

I extend my hearty gratitude to the librarian and other library staffs of my college for their wholehearted cooperation.

I express my sincere thanks to my friends and family for their support in completing this report successfully.

Place: Irinjalakuda

ABHIRAMI CH

Date:

TABLES OF CONTENTS

SL.NO	CONTENTS	PG NO:
	LIST OF TABLES	
	LIST OF GRAPHS	
CHAPTER I	INTRODUCTION	1-4
CHAPTER II	REVIEW OF LITERATURE	5-7
CHAPTER III	THEORETICAL FRAMEWORK	8-11
CHAPTER IV	DATA ANALYSIS AND INTERPRETATION	11-31
CHAPTER V	FINDINGS, SUGGESTIONS & CONCLUSION	32-35
	BIBLIOGRAPHY	
	APPENDIX	

LIST OF TABLES

TABLE NO	TITLE	PAGE NO:
4.1.	Table showing age of respondents	11
4.2	Table showing gender of respondents	12
4.3	Table showing brand and preference of respondents	13
4.4	Table showing awareness of vesta ice cream	14
4.5	Table showing how respondents come to know about vesta ice cream	15
4.6	Table Showing awareness of vesta ads	16
4.7	Table showing preferred media for vesta ads	17
4.8	Table Showing regular vesta customers	18
4.9	Table Showing preference of ice cream flavor	19
4.10	Table Showing occasion of ice cream purchase	20
4.11	Table showing rating of ice cream based on price	21
4.12	Table showing the rating of ice cream based on quality and taste	22
4.13	Table showing the rate of ice cream based on availability	23
4.14	Table showing the rate of ice cream based on packing	24
4.15	Table showing satisfaction towards vesta ice cream	25
4.16	Table showing frequency of purchase	26
4.17	Table showing place of purchase	27

4.18	Table showing the preference of having vesta ice cream	28
4.19	Table showing the promotion attracting customers	29
4.20	Table showing frequency of future recommendation to others	30
4.21	Table showing improvement to see in vesta ice cream	31

LIST OF GRAPHS

TABLE NO	TITLE	PAGE NO:
4.1.	Graph showing age of respondents	11
4.2	Graph showing gender of respondents	12
4.3	Graph showing brand and preference of respondents	13
4.4	Graph showing awareness of vesta ice cream	14
4.5	Graph showing how respondents come to know about vesta ice cream	15
4.6	Graph Showing awareness of vesta ads	16
4.7	Graph showing preferred media for vesta ads	17
4.8	Graph Showing regular vesta customers	18
4.9	Graph Showing preference of ice cream flavor	19
4.10	Graph Showing occasion of ice cream purchase	20
4.11	Graph showing rating of ice cream based on price	21
4.12	Graph showing the rating of ice cream based on quality and taste	22
4.13	Graph showing the rate of ice cream based on availability	23
4.14	Graph showing the rate of ice cream based on packing	24
4.15	Graph showing satisfaction towards vesta ice cream	25
4.16	Graph showing frequency of purchase	26
4.17	Graph showing place of purchase	27

4.18	Graph showing the preference of having vesta ice cream	28
4.19	Graph showing the promotion attracting customers	29
4.20	Graph showing frequency of future recommendation to others	30
4.21	Graph showing improvement to see in vesta ice cream	31

**“A STUDY ON FINANCIAL PERFORMANCE ANALYSIS OF
ULTRA TECH CEMENT LTD”**

Project Report submitted to

CHRIST COLLEGE (AUTONOMOUS)

In partial fulfilment of the requirement for the award of the degree of

BACHELOR OF COMMERCE

Submitted by

ALEX PAUL

(CCAUBCM145)

Under the supervision of

Ms. SMITHA ANTONY M



DEPARTMENT OF COMMERCE

CHRIST COLLEGE (AUTONOMOUS), IRINJALAKUDA

UNIVERSITY OF CALICUT

MARCH 2023

CHRIST COLLEGE (AUTONOMOUS), IRINJALAKUDA

CALICUT UNIVERSITY



DEPARTMENT OF COMMERCE

CERTIFICATE

This is to certify that the project report entitled “**A Study on Financial Performance Analysis of Ultra Tech Cement Ltd**” is a bonafide record of project done by **ALEX PAUL**, Reg. No. CCAUBCM145, under my guidance and supervision in partial fulfilment of the requirement for the award of the degree of BACHELOR OF COMMERCE and it has not previously formed the basis for any Degree, Diploma and Associateship or Fellowship.

Assoc.Prof. K.J. Joseph
Co-ordinator

Ms. SMITHA ANTONY M
Project Guide

DECLARATION

I, **ALEX PAUL**, hereby declare that the project work entitled “**A STUDY ON FINANCIAL PERFORMANCE ANALYSIS OF ULTRA TECH CEMENT LTD**” is a record of independent and bonafide project work carried out by me under the supervision and guidance of Ms. Smitha Antony M Asst. Professor-On contract, Department of Commerce, Christ College (Autonomous), Irinjalakuda.

The information and data given in the report is authentic to the best of my knowledge. The report has not been previously submitted for the award of any Degree, Diploma, Associateship or other similar title of any other university or institute.

Place: Irinjalakuda

ALEX PAUL

Date:

CCAUBCM145

ACKNOWLEDGEMENT

I would like to take the opportunity to express my preferred thanks and gratitude to all people who have helped me with sound advice and able guidance.

Above all, I express my eternal gratitude to the Lord Almighty under whose divine guidance; I have been able to complete this work successfully.

I would like to express my sincere obligation to Rev. Dr. Jolly Andrews CMI our Principal, for providing various facilities.

I am thankful to Assoc.Prof. K.J. Joseph, Co-ordinator of the Department, for providing proper help and encouragement in the preparation of this report.

I am thankful to my class teacher, Ms. Teena Thomas, Asst. Professor-On contract, for providing proper help and encouragement in the preparation of this report.

I express my sincere gratitude to Ms. Smitha Antony M, Asst. Professor-On contract, whose guidance and support throughout the training period helped me to complete this work successfully.

I would like to express my preferred gratitude to all the faculties of the department for their interest and cooperation in this regard.

I extend my hearty gratitude to the librarian and other library staffs of my college for their wholehearted cooperation.

I express my sincere thanks to my friends and family for their support in completing this report successfully.

Place: Irinjalakuda

ALEX PAUL

Date:

TABLES OF CONTENTS

SL.NO	CONTENTS	PG.NO
	LIST OF TABLES	
CHAPTER I	INTRODUCTION	1-4
CHAPTER II	REVIEW OF LITERATURE	5-10
CHAPTER III	THEORETICAL FRAMEWORK	11-20
CHAPTER IV	DATA ANALYSIS AND INTERPRETATION	21-31
CHAPTER V	FINDINGS, SUGGESTIONS & CONCLUSION	32-35
	BIBLIOGRAPHY	36-37
	APPENDIX	

LIST OF TABLES

TABLE NO	TITLE	PAGE NO:
4.1.1	Table showing Current Ratio	22
4.1.2	Table showing Liquid Ratio	23
4.1.3	Table showing Absolute Liquid Ratio	24
4.2.1	Table showing Debt Equity Ratio	25
4.2.2	Table showing Ratio of Total Assets to Total Debt Solvency Ratio	26
4.2.3	Table showing Proprietary Ratio	27
4.2.4	Table showing Fixed Assets Ratio	28
4.3.1	Table showing Fixed Asset Turnover Ratio	29
4.3.2	Table showing Working Capital Turnover Ratio	30
4.4.1	Table showing Net Profit Ratio	31

LIST OF GRAPHS

TABLE NO	TITLE	PAGE NO:
4.1.1	Figure showing current ratio	22
4.1.2	Figure showing Liquid Ratio	23
4.1.3	Figure showing Absolute Liquid Ratio	24
4.2.1	Figure showing Debt Equity Ratio	25
4.2.2	Figure showing Ratio of Total Assets to Total Debt Solvency Ratio	26
4.2.3	Figure showing Proprietary Ratio	27
4.2.3	Figure showing Fixed Assets Ratio	28
4.3.1	Figure showing Fixed Asset Turnover Ratio	29
4.3.2	Figure showing Working Capital Turnover Ratio	30
4.4.1	Figure showing Net Profit Ratio	31

**“A STUDY ON IMPACT OF SOCIAL MEDIA ON CONSUMER
BEHAVIOUR”**

Project report submitted to

CHRIST COLLEGE (AUTONOMOUS)

In partial fulfilment of the requirement for the award of the degree of

BACHELOR OF COMMERCE

Submitted by

ATHIRA K

(CCAUBCM146)

Under the supervision of

Ms. TEENA THOMAS



DEPARTMENT OF COMMERCE

CHRIST COLLEGE (AUTONOMOUS), IRINJALAKUDA

UNIVERSITY OF CALICUT

MARCH 2023

CHRIST COLLEGE (AUTONOMOUS), IRINJALAKUDA

CALICUT UNIVERSITY



DEPARTMENT OF COMMERCE

CERTIFICATE

This is to certify that the project report entitled “**A Study on Impact of Social media on Consumer behavior**” is a bonafide record of project done by **ATHIRA K**, Reg. No. CCAUBCM146, under my guidance and supervision in partial fulfilment of the requirement for the award of the degree of **BACHELOR OF COMMERCE** and it has not previously formed the basis for any Degree, Diploma and Associateship or Fellowship.



Asso. Prof. K.J. Joseph

Co-Ordinator



Ms. TEENA THOMAS

Project Guide



DECLARATION

I, **ATHIRA K**, hereby declare that the project work entitled “**A STUDY ON IMPACT OF SOCIAL MEDIA ON CONSUMER BEHAVIOR**” is a record of independent and bonafide project work carried out by me under the supervision and guidance of Ms. Teena Thomas Asst. Professor-On contract, Department of Commerce, Christ College (Autonomous), Irinjalakuda.

The information and data given in the report is authentic to the best of my knowledge. The report has not been previously submitted for the award of any Degree, Diploma, Associateship or other similar title of any other university or institute.

Place: Irinjalakuda

Date: 13/3/2023


ATHIRA K

CCAUBCM146

ACKNOWLEDGEMENT

I would like to take the opportunity to express my preferred thanks and gratitude to all people who have helped me with sound advice and able guidance.

Above all, I express my eternal gratitude to the Lord Almighty under whose divine guidance; I have been able to complete this work successfully.

I would like to express my sincere obligation to **Rev. Dr. Jolly Andrews CMI** our Principal, for providing various facilities.

I am thankful to Asso. Prof. K.J. Joseph, Co-Ordinator of the Department, for providing proper help and encouragement in the preparation of this report.

I am thankful to my class teacher, Ms. Teena Thomas, Asst. Professor-On contract, for providing proper help and encouragement in the preparation of this report.

I express my sincere gratitude to Ms. Sandhya V, Asst. Professor-On contract, whose guidance and support throughout the training period helped me to complete this work successfully.

I would like to express my preferred gratitude to all the faculties of the department for their interest and cooperation in this regard.

I extend my hearty gratitude to the librarian and other library staffs of my college for their wholehearted cooperation.

I express my sincere thanks to my friends and family for their support in completing this report successfully.

Place: Irinjalakuda

ATHIRA K

Date: 13|3|2023

TABLES OF CONTENTS

SL. NO	CONTENTS	PAGE NO
	LIST OF TABLES	
	LIST OF FIGURES	
CHAPTER 1	INTRODUCTION	1-4
CHAPTER 2	REVIEW OF LITERATURE	5-8
CHAPTER 3	THEORETICAL FRAMEWORK	9-18
CHAPTER 4	DATA ANALYSIS AND INTERPRETATION	19-37
CHAPTER 5	FINDINGS, SUGGESTIONS & CONCLUSION	38-40
	BIBLIOGRAPHY	
	APPENDIX	

LIST OF TABLES

TABLE NO	TITLE	PAGE NO:
4.1.	Table showing Age group of the Respondents	19
4.2	Table showing Gender of the Respondents	20
4.3	Table showing Occupation of the Respondents	21
4.4	Table showing Income level of the Respondents	22
4.5	Table showing Education level of the Respondents	23
4.6	Table Showing the no of Social media users	24
4.7	Table Showing the social media used in majority by the participants	25
4.8	Table Showing the Social media consumption by the participants in a day.	26
4.9	Table showing Whether when making a purchase decision, does the participant seek out product or brand information on social media.	27
4.10	Table Showing How comfortable are participants with advertisements of products on social media on a scale of 1 to 5	28
4.11	Table Showing How often participants come across sponsored or paid ads on social media platforms.	29

4.12	Table Showing Participants have come across any targeted or sponsored ads today?	30
4.13	Table Showing How often does participants read reviews and feedback from other users on social media before making a purchase.	31
4.14	Table Showing How often does participants compare prices of products on social media and online stores before making a purchase.	32
4.15	Table Showing Any influence of social media on the participant's buying behavior in the past.	33
4.16	Table Showing How often participants purchase products based on the social media influencers' recommendations and reviews.	34
4.17	Table Showing Participants perception on if social media has a positive or negative impact on consumer behavior when it comes to making purchase decisions.	35
4.18	Table Showing Participants opinion on if social media platforms have a responsibility to ensure the accuracy of the information and advertisements presented to users.	36
4.19	Table Showing Participants suggestions on how social media platforms can improve the way they present information and ads to users, to help them make informed purchase decisions.	37

LIST OF FIGURES

TABLE NO	TITLE	PAGE NO:
4.1.	Figure showing Age group of the Respondents	19
4.2	Figure showing Gender of the Respondents	20
4.3	Figure showing Occupation of the Respondents	21
4.4	Figure showing Income level of the Respondents	22
4.5	Figure showing Education level of the Respondents	23
4.6	Figure Showing the no of Social media users	24
4.7	Figure Showing the social media used in majority by the participants	25
4.8	Figure Showing the Social media consumption by the participants in a day.	26
4.9	Figure showing Whether when making a purchase decision, does the participant seek out product or brand information on social media.	27
4.10	Figure Showing How comfortable are participants with advertisements of products on social media on a scale of 1 to 5	28
4.11	Figure Showing How often participants come across sponsored or paid ads on social media platforms.	29

4.12	Figure Showing Participants have come across any targeted or sponsored ads today?	30
4.13	Figure Showing How often does participants read reviews and feedback from other users on social media before making a purchase.	31
4.14	Figure Showing How often does participants compare prices of products on social media and online stores before making a purchase.	32
4.15	Figure Showing Any influence of social media on the participant's buying behavior in the past.	33
4.16	Figure Showing How often participants purchase products based on the social media influencers' recommendations and reviews.	34
4.17	Figure Showing Participants perception on if social media has a positive or negative impact on consumer behavior when it comes to making purchase decisions.	35
4.18	Figure Showing Participants opinion on if social media platforms have a responsibility to ensure the accuracy of the information and advertisements presented to users.	36
4.19	Figure Showing Participants suggestions on how social media platforms can improve the way they present information and ads to users, to help them make informed purchase decisions.	37

**“A STUDY ON ECONOMIC CRISIS FACED ON
PETROLEUM PRICE HIKE”**

Project Report submitted to

CHRIST COLLEGE (AUTONOMOUS)

In partial fulfilment of the requirement for the award of the degree of

BACHELOR OF COMMERCE

Submitted by

BENIT JOHN

(CCAUBCM147)

Under the supervision of

DR . P. L. GEORGE

ASSOCIATE PROFESSOR



DEPARTMENT OF COMMERCE

CHRIST COLLEGE (AUTONOMOUS), IRINJALAKUDA

UNIVERSITY OF CALICUT

MARCH 2023

CHRIST COLLEGE (AUTONOMOUS), IRINJALAKUDA

CALICUT UNIVERSITY



DEPARTMENT OF COMMERCE
CERTIFICATE

This is to certify that the project report entitled “**A Study on Economic crisis faced on petroleum price hike**” is a bonafide record of project work done by **BENIT JOHN**, Reg. No. CCAUBCM147, under my guidance and supervision in partial fulfilment of the requirement for the award of the degree of **BACHELOR OF COMMERCE** and it has not previously formed the basis for the award of any Degree, Diploma and Associateship or Fellowship.

Assoc.Prof. K.J. Joseph

Co-ordinator

Dr. P.L. George

Project Guide



DECLARATION

I, **BENIT JOHN**, hereby declare that the project work entitled "**A STUDY ON ECONOMIC CRISIS FACED ON PETROLEUM PRICE HIKE**" is a record of independent and bonafide project work carried out by me under the supervision and guidance of Dr.P.L.George Asst. Professor-On contract, Department of Commerce, Christ College (Autonomous), Irinjalakuda.

The information and data given in the report is authentic to the best of my knowledge. The report has not been previously submitted for the award of any Degree, Diploma, Associateship or other similar title of any other university or institute.

Place: Irinjalakuda

Date: 26/2/2023

Benit
BENIT JOHN

CCAUBCM147

ACKNOWLEDGEMENT

I would like to take the opportunity to express my preferred thanks and gratitude to all people who have helped me with sound advice and able guidance.

Above all, I express my eternal gratitude to the Lord Almighty under whose divine guidance; I have been able to complete this work successfully.

I would like to express my sincere obligation to Rev. Dr. Jolly Andrews CMI our Principal, for providing various facilities.

I am thankful to Assoc.Prof. K.J. Joseph, Co-ordinator of the Department, for providing proper help and encouragement in the preparation of this report.

I am thankful to my class teacher, Ms. Teena Thomas, Asst. Professor-On contract, for providing proper help and encouragement in the preparation of this report.

I express my sincere gratitude to Dr. P. L. George, Asso.Professor whose guidance and support throughout the training period helped me to complete this work successfully.

I would like to express my preferred gratitude to all the faculties of the department for their interest and cooperation in this regard.

I extend my hearty gratitude to the librarian and other library staffs of my college for their wholehearted cooperation.

I express my sincere thanks to my friends and family for their support in completing this report successfully.

Place: Irinjalakuda


BENIT JOHN

Date: 26/2/2023

TABLE OF CONTENTS

SL.NO	CONTENTS	PAGE NO.
	LIST OF TABLES	
CHAPTER I	INTRODUCTION	1-5
CHAPTER II	REVIEW OF LITERATURE	6-8
CHAPTER III	THEORETICAL FRAMEWORK	9-14
CHAPTER IV	DATA ANALYSIS AND INTERPRETATION	15-38
CHAPTER V	FINDINGS, SUGGESTIONS & CONCLUSION	39-42
	BIBLIOGRAPHY	

LIST OF TABLES

TABLE NO	TITLE	PAGE NO:
4.1.	Table showing the Age distribution of respondents	16
4.2	Table showing gender analysis	17
4.3	Table showing family income analysis	18
4.4	Table showing the usage of vehicle	19
4.5	Table showing the duration of vehicle	20
4.6	Table Showing the types of vehicle	21
4.7	Table Showing the preference of fuel analysis	22
4.8	Table Showing the analysis of usage of vehicle by km per day	23
4.9	Table Showing the mileage analysis	24
4.10	Table Showing the analysis of petroleum company that consumers prefer	25
4.11	Table showing the analysis of petrol price hike in general price level	26
4.12	Table showing the analysis of petrol price hike basis of consumption of goods	27
4.13	Table showing the analysis of petrol price hike towards the economic development	28

4.14	Table showing the sources to know about the petroleum price	29
4.15	Table showing the mostly selected measure taken for the problem faced by petrol price hike	30
4.16	Table showing the analysis of petroleum price effected by inflation	31
4.17	Table showing the variation in usage of vehicle by petroleum price hike	32
4.18	Table showing the disadvantage of petrol price hike	33
4.19	Table showing the prevention of fuel crisis	34
4.20	Table showing the opinion about the statement Elect Vehicle is useful in petrol price hike	35
4.21	Table showing the opinion about the measures that by the government to attract the customers to Electric vehicle	36
4.22	Table showing the opinion on government initiatives that can be taken with the OPEC	37
4.23	Table showing the awareness on the government new budget on petroleum price hike	38

LIST OF FIGURES

FIGURE NO	TITLE	PAGE NO:
4.1.	Figure showing the Age distribution of respondents	16
4.2	Figure showing Gender analysis	17
4.3	Figure showing family income analysis	18
4.4	Figure showing the usage of vehicle	19
4.5	Figure showing duration of vehicle	20
4.6	Figure showing the types of vehicle	21
4.7	Figure showing the preference of fuel analysis	22
4.8	Figure showing the analysis of usage of vehicle by km per day	23
4.9	Figure showing the mileage analysis	24
4.10	Figure showing the analysis of petroleum company that that consumers prefer	25
4.11	Figure showing the analysis of petrol price hike in general price level	26
4.12	Figure showing the analysis of petrol price hike basis of consumption of goods	27
4.13	Figure showing the analysis of petrol price hike towards the economic development	28
4.14	Figure showing the sources to know about the petroleum price hike	29

4.15	Figure showing the mostly selected measure taken for the problem faced by the petrol price hike	30
4.16	Figure showing the analysis of petroleum price effected by inflation	31
4.17	Figure showing the analysis of variations in usage of vehicle by petroleum price hike	32
4.18	Figure showing the disadvantage of petrol price hike	33
4.19	Figure showing the prevention of fuel crisis	34
4.20	Figure showing the opinion about the statement Electric vehicle is useful on petrol price	35
4.21	Figure showing the opinion about the measures that by the government to attract the customers to Electric vehicle	36
4.22	Figure showing the opinion on government initiatives that can be taken with OPEC	37
4.23	Figure showing the awareness on the government new budget on petroleum price hike	38

**“A STUDY ON CUSTOMER SATISFACTION OF
FLIPKART WITH SPECIAL REFERENCE TO
IRINJALAKUDA MUNICIPALITY”**

Project Report submitted to

CHRIST COLLEGE (AUTONOMOUS)

In partial fulfilment of the requirement for the award of the degree of

BACHELOR OF COMMERCE

Submitted by

CHAITHRASREE. J

(CCAUBCM148)

Under the supervision of

Ms. HARITHA C.R



DEPARTMENT OF COMMERCE

CHRIST COLLEGE (AUTONOMOUS), IRINJALAKUDA

UNIVERSITY OF CALICUT

MARCH 2023

CHRIST COLLEGE (AUTONOMOUS), IRINJALAKUDA

CALICUT UNIVERSITY



DEPARTMENT OF COMMERCE

CERTIFICATE


This is to certify that the project report entitled “A STUDY ON CUSTOMER SATISFACTION OF FLIPKART WITH SPECIAL REFERENCE TO IRINJALAKUDA MUNICIPALITY” is a bonafide record of project done by CHAITHRASREE. J, Reg. No. CCAUBCM148, under my guidance and supervision in partial fulfilment of the requirement for the award of the degree of BACHELOR OF COMMERCE and it has not previously formed the basis for any Degree, Diploma and Associateship or Fellowship.

Asso.Prof. K.J. Joseph

Co-ordinator

Ms. HARITHA C.R

Project Guide



DECLARATION

I, CHAITHRASREE. J, hereby declare that the project work entitled “A STUDY ON CUSTOMER SATISFACTION OF FLIPKART WITH SPECIAL REFERENCE TO IRINJALAKUDA MUNICIPALITY” is a record of independent and bonafide project work carried out by me under the supervision and guidance of Ms. Haritha C. R Asst. Professor-On contract, Department of Commerce, Christ College (Autonomous), Irinjalakuda.

The information and data given in the report is authentic to the best of my knowledge. The report has not been previously submitted for the award of any Degree, Diploma, Associateship or other similar title of any other university or institute.

Place: Irinjalakuda

Date: 13/03/2023


CHAITHRASREE. J

CCAUBCM148

ACKNOWLEDGEMENT

I would like to take the opportunity to express my preferred thanks and gratitude to all people who have helped me with sound advice and able guidance.

Above all, I express my eternal gratitude to the Lord Almighty under whose divine guidance; I have been able to complete this work successfully.

I would like to express my sincere obligation to Rev. Dr. Jolly Andrews CMI our principal, for providing various facilities.

I am thankful to Asso. Prof. K.J. Joseph, Co-ordinator of the Department, for providing proper help and encouragement in the preparation of this report.

I am thankful to my class teacher, Ms. Teena Thomas, Asst. Professor-On contract, for providing proper help and encouragement in the preparation of this report.

I express my sincere gratitude to Ms. Haritha C.R, Asst. Professor-On contract, whose guidance and support throughout the training period helped me to complete this work successfully.

I would like to express my preferred gratitude to all the faculties of the department for their interest and cooperation in this regard.

I extend my hearty gratitude to the librarian and other library staffs of my college for their wholehearted cooperation.

I express my sincere thanks to my friends and family for their support in completing this report successfully.

Place: Irinjalakuda

CHAITHRASREE.J

Date: 13/3/2023

CONTENTS

SL.NO	TITLE	Page No.
1	LIST OF TABLES	
2	LIST OF FIGURES	
3	CHAPTER 1: INTRODUCTION	1-6
4	CHAPTER 2: REVIEW OF LITERATURE	7-11
5	CHAPTER 3: THEORETICAL FRAMEWORK	12-20
6	CHAPTER 4: DATA ANALYSIS AND INTERPRETATION	21-45
7	CHAPTER 5: FINDINGS, SUGGESTIONS & CONCLUSION	46-50
8	BIBLIOGRAPHY	51-53
9	APPENDIX	54-61

LIST OF TABLES

TABLE NO:	TITLE	PAGE NO:
4.1.	Age wise classification	22
4.2	Gender wise classification	23
4.3	Level of occupation	24
4.4	The response towards usage of Flipkart before.	25
4.5	Frequency of purchasing from Flipkart.	26
4.6	The response towards what factor influenced respondent's decision to purchase products from Flipkart.	27
4.7	Respondents' satisfaction level on variety of products available in Flipkart.	28
4.8	The response towards how easy was to find the product respondents were looking for at Flipkart.	29
4.9	Respondents rating on pricing of products purchased from Flipkart.	30
4.10	The Response towards the methods of payment usually preferred.	31

4.11	The response regarding main concern when purchasing products from Flipkart.	32
4.12	Response regarding awareness of Flipkart.	33
4.13	Response on satisfaction level of respondents, regarding delivery speed of Flipkart purchase.	34
4.14	Response on any problems faced during purchase.	35
4.15	Response on any problem during the delivery of purchased item.	36
4.16	Respondents respond towards returning their product purchased through Flipkart.	37
4.17	Respondent's response towards level of security provided during the Flipkart purchase process.	38
4.18	Respondent's satisfaction level on product description and details of the product in Flipkart.	39
4.19	Respondent's response towards any issues faced with the customer service while purchasing product in Flipkart	40
4.20	Respondent's response towards any issues regarding payment securities while making purchase in Flipkart.	41

4.21	The respondent's respond towards customer care services provided by Flipkart.	42
4.22	The respond on purchasing products through Flipkart if there is a physical store to visit and inspect the items before buying.	43
4.23	The response towards recommendation of Flipkart app to friends or family.	44
4.24	Respondent's overall experience of purchasing products through online.	45

LIST OF FIGURES

TABLE NO	TITLE	PAGE NO:
4.1.	Age wise classification	22
4.2	Gender wise classification	23
4.3	Level of occupation	24
4.4	The response towards usage of Flipkart before.	25
4.5	Frequency of purchasing from Flipkart.	26
4.6	The response towards what factor influenced respondent's decision to purchase products from Flipkart	27
4.7	Respondents' satisfaction level on variety of products available in Flipkart.	28
4.8	The response towards how easy was to find the product respondents were looking for at Flipkart.	29
4.9	Respondents rating on pricing of products purchased from Flipkart.	30
4.10	The Response towards the methods of payment usually preferred	31
4.11	The response regarding main concern when purchasing products from Flipkart.	32

4.12	Response regarding awareness of Flipkart	33
4.13	Response on satisfaction level of respondents, regarding g delivery speed of Flipkart purchase.	34
4.14	Response on any problems faced during purchase	35
4.15	Response on any problem during the delivery of purchased item.	36
4.16	Respondent's respond towards returning their product purchased through Flipkart.	37
4.17	Respondent's response towards level of security provided during the Flipkart purchase process.	38
4.18	Respondent's satisfaction level on product description and details of the product in Flipkart	39
4.19	Respondent's response towards any issues faced with the customer service while purchasing product in Flipkart.	40
4.20	Respondent's response towards any issues regarding payment securities while making purchase in Flipkart.	41
4.21	The respondent's respond towards customer care services provided by Flipkart.	42
4.22	The respond on purchasing products through Flipkart if there is a physical store to visit and inspect the items before buying.	43

4.23	The response towards recommendation of Flipkart app to friends or family.	44
4.24	Respondent's overall experience of purchasing products through online.	45

**“A STUDY ON ECONOMIC CRISIS FACED ON
PETROLEUM PRICE HIKE”**

Project Report submitted to

CHRIST COLLEGE (AUTONOMOUS)

In partial fulfilment of the requirement for the award of the degree of

BACHELOR OF COMMERCE

Submitted by

DEVIKA K. G

(CCAUBCM149)

Under the supervision of

DR . P. L. GEORGE

ASSOCIATE PROFESSOR



DEPARTMENT OF COMMERCE

CHRIST COLLEGE (AUTONOMOUS), IRINJALAKUDA

UNIVERSITY OF CALICUT

MARCH 2023

CHRIST COLLEGE (AUTONOMOUS), IRINJALAKUDA

CALICUT UNIVERSITY



DEPARTMENT OF COMMERCE

CERTIFICATE


This is to certify that the project report entitled “**A Study on Economic crisis faced on petroleum price hike**” is a bonafide record of project work done by **DEVIKA K. G** , Reg. No. CCAUBCM149 , under my guidance and supervision in partial fulfilment of the requirement for the award of the degree of **BACHELOR OF COMMERCE** and it has not previously formed the basis for the award of any Degree, Diploma and Associateship or Fellowship.

Assoc.Prof. K.J. Joseph

Co-ordinator

Dr. P. L. George

Project Guide



DECLARATION

I, **DEVIKA K.G** , hereby declare that the project work entitled “**A STUDY ON ECONOMIC CRISIS FACED ON PETROLEUM PRICE HIKE**” is a record of independent and bonafide project work carried out by me under the supervision and guidance of **Dr.P.L.George** Asst. Professor-On contract, Department of Commerce, Christ College (Autonomous), Irinjalakuda.

The information and data given in the report is authentic to the best of my knowledge. The report has not been previously submitted for the award of any Degree, Diploma, Associateship or other similar title of any other university or institute.

Place: Irinjalakuda

Date: 26/02/2023


DEVIKA K. G

CCAUBCM149

ACKNOWLEDGEMENT

I would like to take the opportunity to express my preferred thanks and gratitude to all people who have helped me with sound advice and able guidance.

Above all, I express my eternal gratitude to the Lord Almighty under whose divine guidance; I have been able to complete this work successfully.

I would like to express my sincere obligation to Rev. Dr. Jolly Andrews CMI our Principal, for providing various facilities.

I am thankful to Assoc.Prof. K.J. Joseph, Co-ordinator of the Department, for providing proper help and encouragement in the preparation of this report.

I am thankful to my class teacher, Ms. Teena Thomas, Asst. Professor-On contract, for providing proper help and encouragement in the preparation of this report.

I express my sincere gratitude to Dr. P. L. George, Asso.Professor whose guidance and support throughout the training period helped me to complete this work successfully.

I would like to express my preferred gratitude to all the faculties of the department for their interest and cooperation in this regard.

I extend my hearty gratitude to the librarian and other library staffs of my college for their wholehearted cooperation.

I express my sincere thanks to my friends and family for their support in completing this report successfully.

Place: Irinjalakuda

Date: 26/02/2023


DEVIKA K. G

TABLE OF CONTENTS

SL.NO	CONTENTS	PAGE NO.
	LIST OF TABLES	
CHAPTER I	INTRODUCTION	1-5
CHAPTER II	REVIEW OF LITERATURE	6-8
CHAPTER III	THEORETICAL FRAMEWORK	9-14
CHAPTER IV	DATA ANALYSIS AND INTERPRETATION	15-38
CHAPTER V	FINDINGS, SUGGESTIONS & CONCLUSION	39-42
	BIBLIOGRAPHY	

LIST OF TABLES

TABLE NO	TITLE	PAGE NO:
4.1.	Table showing the Age distribution of respondents	16
4.2	Table showing gender analysis	17
4.3	Table showing family income analysis	18
4.4	Table showing the usage of vehicle	19
4.5	Table showing the duration of vehicle	20
4.6	Table Showing the types of vehicle	21
4.7	Table Showing the preference of fuel analysis	22
4.8	Table Showing the analysis of usage of vehicle by km per day	23
4.9	Table Showing the mileage analysis	24
4.10	Table Showing the analysis of petroleum company that consumers prefer	25
4.11	Table showing the analysis of petrol price hike in general price level	26
4.12	Table showing the analysis of petrol price hike basis of consumption of goods	27
4.13	Table showing the analysis of petrol price hike towards the economic development	28

4.14	Table showing the sources to know about the petroleum price	29
4.15	Table showing the mostly selected measure taken for the problem faced by petrol price hike	30
4.16	Table showing the analysis of petroleum price effected by inflation	31
4.17	Table showing the variation in usage of vehicle by petroleum price hike	32
4.18	Table showing the disadvantage of petrol price hike	33
4.19	Table showing the prevention of fuel crisis	34
4.20	Table showing the opinion about the statement Elect Vehicle is useful in petrol price hike	35
4.21	Table showing the opinion about the measures that by the government to attract the customers to Electric vehicle	36
4.22	Table showing the opinion on government initiatives that can be taken with the OPEC	37
4.23	Table showing the awareness on the government new budget on petroleum price hike	38

LIST OF FIGURES

FIGURE NO	TITLE	PAGE NO:
4.1.	Figure showing the Age distribution of respondents	16
4.2	Figure showing Gender analysis	17
4.3	Figure showing family income analysis	18
4.4	Figure showing the usage of vehicle	19
4.5	Figure showing duration of vehicle	20
4.6	Figure showing the types of vehicle	21
4.7	Figure showing the preference of fuel analysis	22
4.8	Figure showing the analysis of usage of vehicle by km per day	23
4.9	Figure showing the mileage analysis	24
4.10	Figure showing the analysis of petroleum company that consumers prefer	25
4.11	Figure showing the analysis of petrol price hike in general price level	26
4.12	Figure showing the analysis of petrol price hike basis of consumption of goods	27
4.13	Figure showing the analysis of petrol price hike towards the economic development	28
4.14	Figure showing the sources to know about the petroleum price hike	29

4.15	Figure showing the mostly selected measure taken for the problem faced by the petrol price hike	30
4.16	Figure showing the analysis of petroleum price effected by inflation	31
4.17	Figure showing the analysis of variations in usage of vehicle by petroleum price hike	32
4.18	Figure showing the disadvantage of petrol price hike	33
4.19	Figure showing the prevention of fuel crisis	34
4.20	Figure showing the opinion about the statement Electric vehicle is useful on petrol price	35
4.21	Figure showing the opinion about the measures that by the government to attract the customers to Electric vehicle	36
4.22	Figure showing the opinion on government initiatives that can be taken with OPEC	37
4.23	Figure showing the awareness on the government new budget on petroleum price hike	38

**“A STUDY ON TEACHER’S SATISFACTION TOWARDS
ONLINE EDUCATION PLATFORMS”**

Project Report submitted to

CHRIST COLLEGE (AUTONOMOUS)

In partial fulfilment of the requirement for the award of the degree of

BACHELOR OF COMMERCE

Submitted by

DIGHA DINESH

(CCAUBCM150)

Under the supervision of

Ms. SWATHY .V. CHANDRAN



DEPARTMENT OF COMMERCE

CHRIST COLLEGE (AUTONOMOUS), IRINJALAKUDA

UNIVERSITY OF CALICUT

MARCH 2023

CHRIST COLLEGE (AUTONOMOUS), IRINJALAKUDA

CALICUT UNIVERSITY




DEPARTMENT OF COMMERCE

CERTIFICATE

This is to certify that the project report entitled “A STUDY ON TEACHER’S SATISFACTION TOWARDS ONLINE EDUCATION PLATFORMS” is a bonafide record of project done by **DIGHA DINESH**, Reg. No. CCAUBCM150, under my guidance and supervision in partial fulfilment of the requirement for the award of the degree of **BACHELOR OF COMMERCE** and it has not previously formed the basis for any Degree, Diploma and Associateship or Fellowship.


Asso.Prof. K.J. Joseph
Co-ordinator


Ms.SWATHY.V.CHANDRAN
Project Guide



DECLARATION

I, **DIGHA DINESH**, hereby declare that the project work entitled “**A STUDY ON TEACHER’S SATISFACTION TOWARDS ONLINE EDUCATION PLATFORMS**” is a record of independent and bonafide project work carried out by me under the supervision and guidance of Ms.Swathy.V.Chandran Asst. Professor-On contract, Department of Commerce, Christ College (Autonomous), Irinjalakuda.

The information and data given in the report is authentic to the best of my knowledge. The report has not been previously submitted for the award of any Degree, Diploma, Associateship or other similar title of any other university or institute.

Place: Irinjalakuda

Date: 13/3/23



DIGHA DINESH

CCAUBCM150

ACKNOWLEDGEMENT

I would like to take the opportunity to express my preferred thanks and gratitude to all people who have helped me with sound advice and able guidance.

Above all, I express my eternal gratitude to the Lord Almighty under whose divine guidance; I have been able to complete this work successfully.

I would like to express my sincere obligation to Rev. Dr. Jolly Andrews CMI our principal, for providing various facilities.

I am thankful to Asso.Prof. K.J. Joseph, Co-ordinator of the Department, for providing proper help and encouragement in the preparation of this report.

I am thankful to my class teacher, Ms. Teena Thomas, Asst. Professor-On contract, for providing proper help and encouragement in the preparation of this report.

I express my sincere gratitude to Ms. Swathy V Chandran , Asst. Professor-On contract, whose guidance and support throughout the training period helped me to complete this work successfully.

I would like to express my preferred gratitude to all the faculties of the department for their interest and cooperation in this regard.

I extend my hearty gratitude to the librarian and other library staffs of my college for their wholehearted cooperation.

I express my sincere thanks to my friends and family for their support in completing this report successfully.

Place: Irinjalakuda

DIGHA DINESH

Date:

TABLES OF CONTENTS

SL.NO	CONTENTS	PAGE .NO
	LIST OF TABLES	
	LIST OF FIGURES	
CHAPTER I	INTRODUCTION	1-4
CHAPTER II	REVIEW OF LITERATURE	5-9
CHAPTER III	THEORETICAL FRAMEWORK	10-13
CHAPTER IV	DATA ANALYSIS AND INTERPRETATION	14-38
CHAPTER V	FINDINGS, SUGGESTIONS & CONCLUSION	39-42
	BIBLIOGRAPHY	43-44
	APPENDIX	45-50

LIST OF TABLES

Table No	Title	Page No
4.1	Table showing general profile of respondents	14
4.2	Table showing satisfaction of teachers with students' responses from online classes	18
4.3	Table showing platforms preferred by students and teachers where they can work together effectively	19
4.4	Table showing methods adopted to make online classes more interactive	20
4.5	Table showing opinion about the statement 'online education helps teachers to create a successful learning environment just like offline classes'	21
4.6	Table showing means to ensure whether students are able to follow online classes	22
4.7	Table showing stress in teaching remotely	23
4.8	Table showing availability of high speed network	24
4.9	Table showing effectiveness of remote learning	25
4.10	Table showing satisfaction of teachers towards online platforms	26
4.11	Table showing satisfaction with technology and software using for online classes	27
4.12	Table showing interaction with students	28

4.13	Table showing gadgets used for the accessibility of online classes	29
4.14	Table showing coverage of all the portions through online medium	30
4.15	Table showing opinion on lecturing students using online platforms	31
4.16	Table showing reachability of students to clear their doubts through online platforms	32
4.17	Table showing most apt platform for teaching and interacting with students	33
4.18	Table showing support a student backward in studies through online classes	34
4.19	Table showing using multiple online education platforms	35
4.20	Table showing no. of online education platforms used for teaching	36
4.21	Table showing challenges faced while taking classes through online platforms	37
4.22	Table showing online education platforms help to give a good quality education	38

LIST OF FIGURES

Figure no.	Title	Page No
4.1.1	Figure showing gender	14
4.1.2	Figure showing programme	15
4.1.3	Figure showing stream	16
4.1.4	Figure showing area of residence	17
4.2	Figure showing satisfaction of teachers with student's responses from online classes	18
4.3	Figure showing platforms preferred by students and teachers where they can work together effectively	19
4.4	Figure showing methods adopted to make online classes more interactive	20
4.5	Figure showing opinion about the statement 'online education helps teachers to create a successful learning environment just like offline classes'	21
4.6	Figure showing means to ensure whether students are able to follow online classes	22
4.7	Figure showing stress in teaching remotely	23
4.8	Figure showing availability of high speed network	24

4.9	Figure showing effectiveness of remote learning	25
4.10	Figure showing satisfaction of teachers towards online platforms	26
4.11	Figure showing satisfaction with technology and software using for online classes	27
4.12	Figure showing interaction with students	28
4.13	Figure showing gadgets used for the accessibility of online classes	29
4.14	Figure showing coverage of all the portions through online medium	30
4.15	Figure showing opinion on lecturing students using online platforms	31
4.16	Figure showing reachability of student's to clear their doubts through online platforms	32
4.17	Figure showing most apt platform for teaching and interacting with students	33
4.18	Figure showing support a student backward in studies through online classes	34
4.19	Figure showing using multiple online education platforms	35
4.20	Figure showing no. of online education platforms used for teaching	36
4.21	Figure showing challenges faced while taking classes through online platforms	37

4.22	Figure showing online education platforms help to give a good quality education	38
------	---	----

**“A STUDY ON FINANCIAL PERFORMANCE ANALYSIS OF
TATA STEEL LTD ”**

Project Report submitted to

CHRIST COLLEGE (AUTONOMOUS)

In partial fulfilment of the requirement for the award of the degree of

BACHELOR OF COMMERCE

Submitted by

ELAYIDATH ATHUL PREMAN

(CCAUBCM151)

Under the supervision of

Mr. EDWIN ANTONY



DEPARTMENT OF COMMERCE

CHRIST COLLEGE (AUTONOMOUS), IRINJALAKUDA

UNIVERSITY OF CALICUT

MARCH 2023

CHRIST COLLEGE (AUTONOMOUS), IRINJALAKUDA

CALICUT UNIVERSITY



DEPARTMENT OF COMMERCE

CERTIFICATE

This is to certify that the project report entitled “**A STUDY ON FINANCIAL PERFORMANCE ANALYSIS OF TATA STEEL LTD**” is a bonafide record of project done by **ELAYIDATH ATHUL PREMAN** , Reg. No. CCAUBCM151, under my guidance and supervision in partial fulfilment of the requirement for the award of the degree of **BACHELOR OF COMMERCE** and it has not previously formed the basis for any Degree, Diploma and Associateship or Fellowship.



Asso.Prof. K.J. Joseph
Co-ordinator



Mr. EDWIN ANTONY
Project Guide



DECLARATION

I, **ELAYIDATH ATHUL PREMAN**, hereby declare that the project work entitled "A STUDY ON FINANCIAL PERFORMANCE ANALYSIS OF TATA STEEL LTD" is a record of independent and bonafide project work carried out by me under the supervision and guidance of Mr. **EDWIN ANTONY** Asst. Professor-On contract, Department of Commerce, Christ College (Autonomous), Irinjalakuda.

The information and data given in the report is authentic to the best of my knowledge. The report has not been previously submitted for the award of any Degree, Diploma, Associateship or other similar title of any other university or institute.

Place : Irinjalakuda

Date: 13/03/2023



ELAYIDATH ATHUL PREMAN

CCAUBCM151

ACKNOWLEDGEMENT

I would like to take the opportunity to express my profound thanks and gratitude to all people who have helped me with sound advice and able guidance.

Above all, I express my eternal gratitude to the Lord Almighty under whose divine guidance; I have been able to complete this work successfully.

I would like to express my sincere obligation to Rev. Dr. Jolly Andrews CMI our Principal, for providing various facilities.

I am thankful to Assoc.Prof. K.J. Joseph, Co-ordinator of the Department, for providing proper help and encouragement in the preparation of this report.

I am thankful to my class teacher, Ms. Teena Thomas, Asst. Professor-on contract, for providing proper help and encouragement in the preparation of this report.

I express my sincere gratitude to Mr.Edwin Antony , Asst. Professor-on contract, whose guidance and support throughout the training period helped me to complete this work successfully.

I would like to express my profound gratitude to all the faculties of the department for their interest and cooperation in this regard.

I extend my hearty gratitude to the Librarian and other library staffs of my college for their wholehearted cooperation.

I express my sincere thanks to my friends and family for their support in completing this report successfully.

Place: Irinjalakuda

ELAYIDATH ATHUL PREMAN

Date: 13|03|2023

TABLES OF CONTENTS

SL.NO	CONTENTS	
	LIST OF TABLES	
	LIST OF GRAPHS	
CHAPTER I	INTRODUCTION	1-5
CHAPTER II	REVIEW OF LITERATURE	6-12
CHAPTER III	THEORETICAL FRAMEWORK	13-17
CHAPTER IV	DATA ANALYSIS AND INTERPRETATION	18-27
CHAPTER V	FINDINGS, SUGGESTIONS & CONCLUSION	28-30
	BIBLIOGRAPHY	

LIST OF TABLES

TABLE NO	TITLE	PAGE NO:
4.1.	Table showing Current Ratio	16
4.2	Table showing Quick Ratio	17
4.3	Table showing Debt Equity Ratio	18
4.4	Table showing Proprietary Ratio	19
4.5	Table showing Return on equity	20
4.6	Table showing Net Profit Ratio	21
4.7	Table showing Gross profit ratio	22
4.8	Table showing Operating profit ratio	23

LIST OF GRAPHS

TABLE NO	TITLE	PAGE NO:
4.1.	Graph showing current ratio	16
4.2	Graph showing Quick Ratio	17
4.3	Graph showing Debt Equity Ratio	18
4.4	Graph showing Proprietary Ratio	19
4.5	Graph showing Return on Equity	20
4.6	Graph Showing Net Profit Ratio	21
4.7	Graph Showing Gross Profit Ratio	22
4.8	Graph showing Operating Profit Ratio	23

**“A STUDY ON FINANCIAL PERFORMANCE ANALYSIS OF
ULTRA TECH CEMENT LTD”**

Project Report submitted to

CHRIST COLLEGE (AUTONOMOUS)

In partial fulfilment of the requirement for the award of the degree of

BACHELOR OF COMMERCE

Submitted by

JERIN K JOSHY

(CCAUBCM152)

Under the supervision of

Ms. SMITHA ANTONY M



DEPARTMENT OF COMMERCE

CHRIST COLLEGE (AUTONOMOUS), IRINJALAKUDA

UNIVERSITY OF CALICUT

MARCH 2023

CHRIST COLLEGE (AUTONOMOUS), IRINJALAKUDA

CALICUT UNIVERSITY



DEPARTMENT OF COMMERCE

CERTIFICATE

This is to certify that the project report entitled “**A Study on Financial Performance Analysis of Ultra Tech Cement Ltd**” is a bonafide record of project done by **JERIN K JOSHY**, Reg. No. CCAUBCM152, under my guidance and supervision in partial fulfilment of the requirement for the award of the degree of BACHELOR OF COMMERCE and it has not previously formed the basis for any Degree, Diploma and Associateship or Fellowship.

Assoc.Prof. K.J. Joseph
Co-ordinator

Ms. SMITHA ANTONY M
Project Guide

DECLARATION

I, **JERIN K JOSHY**, hereby declare that the project work entitled “**A STUDY ON FINANCIAL PERFORMANCE ANALYSIS OF ULTRA TECH CEMENT LTD**” is a record of independent and bonafide project work carried out by me under the supervision and guidance of Ms. Smitha Antony M Asst. Professor-On contract, Department of Commerce, Christ College (Autonomous), Irinjalakuda.

The information and data given in the report is authentic to the best of my knowledge. The report has not been previously submitted for the award of any Degree, Diploma, Associateship or other similar title of any other university or institute.

Place: Irinjalakuda

JERIN K JOSHY

Date:

CCAUBCM152

ACKNOWLEDGEMENT

I would like to take the opportunity to express my preferred thanks and gratitude to all people who have helped me with sound advice and able guidance.

Above all, I express my eternal gratitude to the Lord Almighty under whose divine guidance; I have been able to complete this work successfully.

I would like to express my sincere obligation to Rev. Dr. Jolly Andrews CMI our Principal, for providing various facilities.

I am thankful to Assoc.Prof. K.J. Joseph, Co-ordinator of the Department, for providing proper help and encouragement in the preparation of this report.

I am thankful to my class teacher, Ms. Teena Thomas, Asst. Professor-On contract, for providing proper help and encouragement in the preparation of this report.

I express my sincere gratitude to Ms. Smitha Antony M, Asst. Professor-On contract, whose guidance and support throughout the training period helped me to complete this work successfully.

I would like to express my preferred gratitude to all the faculties of the department for their interest and cooperation in this regard.

I extend my hearty gratitude to the librarian and other library staffs of my college for their wholehearted cooperation.

I express my sincere thanks to my friends and family for their support in completing this report successfully.

Place: Irinjalakuda

JERIN K JOSHY

Date:

TABLES OF CONTENTS

SL.NO	CONTENTS	PG.NO
	LIST OF TABLES	
CHAPTER I	INTRODUCTION	1-4
CHAPTER II	REVIEW OF LITERATURE	5-10
CHAPTER III	THEORETICAL FRAMEWORK	11-20
CHAPTER IV	DATA ANALYSIS AND INTERPRETATION	21-31
CHAPTER V	FINDINGS, SUGGESTIONS & CONCLUSION	32-35
	BIBLIOGRAPHY	36-37
	APPENDIX	

LIST OF TABLES

TABLE NO	TITLE	PAGE NO:
4.1.1	Table showing Current Ratio	22
4.1.2	Table showing Liquid Ratio	23
4.1.3	Table showing Absolute Liquid Ratio	24
4.2.1	Table showing Debt Equity Ratio	25
4.2.2	Table showing Ratio of Total Assets to Total Debt Solvency Ratio	26
4.2.3	Table showing Proprietary Ratio	27
4.2.4	Table showing Fixed Assets Ratio	28
4.3.1	Table showing Fixed Asset Turnover Ratio	29
4.3.2	Table showing Working Capital Turnover Ratio	30
4.4.1	Table showing Net Profit Ratio	31

LIST OF GRAPHS

TABLE NO	TITLE	PAGE NO:
4.1.1	Figure showing current ratio	22
4.1.2	Figure showing Liquid Ratio	23
4.1.3	Figure showing Absolute Liquid Ratio	24
4.2.1	Figure showing Debt Equity Ratio	25
4.2.2	Figure showing Ratio of Total Assets to Total Debt Solvency Ratio	26
4.2.3	Figure showing Proprietary Ratio	27
4.2.3	Figure showing Fixed Assets Ratio	28
4.3.1	Figure showing Fixed Asset Turnover Ratio	29
4.3.2	Figure showing Working Capital Turnover Ratio	30
4.4.1	Figure showing Net Profit Ratio	31

**“A STUDY ON BUYING BEHAVIOUR OF YOUNGSTERS
TOWARDS BRANDED CLOTHES “**

Project Report submitted to

CHRIST COLLEGE (AUTONOMOUS)

In partial fulfilment of the requirement for the award of the degree of

BACHELOR OF COMMERCE

Submitted by

JISHMA.K.J

(CCAUBCM153)

Under the supervision of

Ms. SREELAKSHMI. K



DEPARTMENT OF COMMERCE

CHRIST COLLEGE (AUTONOMOUS), IRINJALAKUDA

UNIVERSITY OF CALICUT

MARCH 2023

CHRIST COLLEGE (AUTONOMOUS), IRINJALAKUDA

CALICUT UNIVERSITY



**DEPARTMENT OF COMMERCE
CERTIFICATE**

This is to certify that the project report entitled “**A Study on BUYING BEHAVIOUR OF YOUNGSTERS TOWARDS BRANDED CLOTHES**” is a bonafide record of project done by JISHMA.K.J Reg. No. CCAUBCM153 under my guidance and supervision in partial fulfilment of the requirement for the award of the degree of BACHELOR OF COMMERCE and it has not previously formed the basis for any Degree, Diploma and Associateship or Fellowship.

Asso. Prof. K.J. Joseph
Co-ordinator

MS.SREELAKSHMI.K
Project Guide



DECLARATION

I, JISHMA.K.J, hereby declare that the project work entitled “**A STUDY ON BUYING BEHAVIOUR OF YOUNGSTERS TOWARDS BRANDED CLOTHES**” is a record of independent and bonafide project work carried out by me under the supervision and guidance of Ms.SREELAKSHMI.K Asst. Professor-On contract, Department of Commerce, Christ College (Autonomous), Irinjalakuda.

The information and data given in the report is authentic to the best of my knowledge. The report has not been previously submitted for the award of any Degree, Diploma, Associateship or other similar title of any other university or institute.

Place: Irinjalakuda

Date: 13/3/2023



JISHMA.K.J

CCAUBCM153

ACKNOWLEDGEMENT

I would like to take the opportunity to express my preferred thanks and gratitude to all people who have helped me with sound advice and able guidance.

Above all, I express my eternal gratitude to the Lord Almighty under whose divine guidance; I have been able to complete this work successfully.

I would like to express my sincere obligation to **Rev. Dr. Jolly Andrews CMI** our Principal, for providing various facilities.

I am thankful to **Asso.Prof. K.J. Joseph**, Co-ordinator of the Department, for providing proper help and encouragement in the preparation of this report.

I am thankful to my class teacher, **Ms. Teena Thomas**, Asst. Professor-On contract, for providing proper help and encouragement in the preparation of this report.

I express my sincere gratitude to **Ms. Sandhya V**, Asst. Professor-On contract, whose guidance and support throughout the training period helped me to complete this work successfully.

I would like to express my preferred gratitude to all the faculties of the department for their interest and cooperation in this regard.

I extend my hearty gratitude to the librarian and other library staffs of my college for their wholehearted cooperation.

I express my sincere thanks to my friends and family for their support in completing this report successfully.

Place: Irinjalakuda

JISHMA.K.J

Date: 13/3/2023

TABLES OF CONTENTS

SL.NO	CONTENTS	PAGE NO:
	LIST OF TABLES	
CHAPTER I	INTRODUCTION	1-4
CHAPTER II	REVIEW OF LITERATURE	5-8
CHAPTER III	THEORETICAL FRAMEWORK	9-15
CHAPTER IV	DATA ANALYSIS AND INTERPRETATION	16-35
CHAPTER V	FINDINGS, SUGGESTIONS & CONCLUSION	36-39
	BIBLIOGRAPHY	

LIST OF TABLES

TABLE NO	TITLE	PAGE NO:
4.1	Table showing gender wise classification	16
4.2	Table showing stream of respondents	17
4.3	Table showing consumer choice to buy branded clothes and normal clothes	18
4.4	Table showing respondents response towards use of branded apparels	19
4.5	Table showing attitude of respondents by purchasing branded apparels	20
4.6	Table Showing frequency of purchasing branded clothes	21
4.7	Table Showing preferred brands among youth	22
4.8	Table Showing customers choice of different kinds of apparel	23
4.9	Table Showing how friends compliment affects purchase of branded apparel	24
4.10	Table showing factors influence towards branded apparels	25

4.11	Table showing respondents views about future of branded apparels in Indian market	26
4.12	Table showing respondents negative view on branded apparels	27
4.13	Table showing whether customers are disappointed by any brands	28
4.14	Table showing preference for purchase of branded clothes online	29
4.15	Table showing effects of brand image on buying decision	30
4.16	Table showing money spend by the customers on branded clothes per month	31
4.17	Table showing respondents sources of information	32
4.18	Table showing customers way of purchasing branded apparels	33
4.19	Table Showing respondents preference for branded clothes over local brands	34
4.20	Table Showing respondents satisfaction with the buying of branded clothes.	35

LIST OF FIGURES

FIGURE NO	TITLE	PAGE NO:
4.1	Figure showing gender wise classification	16
4.2	Figure showing stream of respondents	17
4.3	Figure showing consumer choice to buy branded clothes and normal clothes	18
4.4	Figure showing respondents response towards use of branded apparels	19
4.5	Figure showing attitude of respondents by purchasing branded apparels	20
4.6	Figure showing frequency of purchasing branded clothes	21
4.7	Figure showing preferred brands among youth	22
4.8	Figure Showing customers choice of different kinds of apparel	23
4.9	Figure showing how friends compliment affects purchase of branded apparel	24

4.10	Figure showing factors influence towards branded apparels	25
4.11	Figure showing respondents views about future of branded apparels in Indian market	26
4.12	Figure showing respondents negative view on branded apparels	27
4.13	Figure showing whether customers are disappointed by any brands	28
4.14	Figure showing preference for purchase of branded clothes online	29
4.15	Figure showing effects of brand image on buying decision	30
4.16	Figure showing money spend by the customers on branded clothes per month	31
4.17	Figure showing respondents sources of information	32
4.18	Figure showing customers way of purchasing branded apparels	33
4.19	Figure showing respondents preference for branded clothes over local brands	34
4.20	Figure showing respondents satisfaction with the buying of branded clothes.	35

**“A STUDY ON EFFECTIVENESS OF SOCIAL MEDIA
ADVERTISEMENT AMONG PEOPLE AT IRINJALAKUDA
REGION”**

Project Report submitted to

CHRIST COLLEGE (AUTONOMOUS)

In partial fulfilment of the requirement for the award of the degree of

BACHELOR OF COMMERCE

Submitted by

JOE MOL K G

(CCAUBCM154)

Under the supervision of

Ms. SANDHYA V



DEPARTMENT OF COMMERCE

CHRIST COLLEGE (AUTONOMOUS), IRINJALAKUDA

UNIVERSITY OF CALICUT

MARCH 2023

CHRIST COLLEGE (AUTONOMOUS), IRINJALAKUDA

CALICUT UNIVERSITY



DEPARTMENT OF COMMERCE

CERTIFICATE

This is to certify that the project report entitled “**A Study on Effectiveness Of Social Media Advertisement Among People At Irinjalakuda Region**” is a bonafide record of project done by **JOE MOL K G**, Reg. No. CCAUBCM154, under my guidance and supervision in partial fulfilment of the requirement for the award of the degree of BACHELOR OF COMMERCE and it has not previously formed the basis for any Degree, Diploma and Associateship or Fellowship.

Assoc.Prof. K.J. Joseph
Co-ordinator

Ms. SANDHYA V
Project Guide



DECLARATION

I, **JOE MOL K G**, hereby declare that the project work entitled “**A STUDY ON EFFECTIVENESS OF SOCIAL MEDIA ADVERTISEMENT AMONG PEOPLE AT IRINJALAKUDA REGION**” is a record of independent and bonafide project work carried out by me under the supervision and guidance of Ms. Sandhya v Asst. Professor-On contract, Department of Commerce, Christ College (Autonomous), Irinjalakuda.

The information and data given in the report is authentic to the best of my knowledge. The report has not been previously submitted for the award of any Degree, Diploma, Associateship or other similar title of any other university or institute.

Place: Irinjalakuda

JOE MOL K G

Date:

CCAUBCM154

ACKNOWLEDGEMENT

I would like to take the opportunity to express my preferred thanks and gratitude to all people who have helped me with sound advice and able guidance.

Above all, I express my eternal gratitude to the Lord Almighty under whose divine guidance; I have been able to complete this work successfully.

I would like to express my sincere obligation to Rev. Dr. Jolly Andrews CMI our Principal, for providing various facilities.

I am thankful to Assoc.Prof. K.J. Joseph, Co-ordinator of the Department, for providing proper help and encouragement in the preparation of this report.

I am thankful to my class teacher, Ms. Teena Thomas, Asst. Professor-On contract, for providing proper help and encouragement in the preparation of this report.

I express my sincere gratitude to Ms. Sandhya V , Asst. Professor-On contract, whose guidance and support throughout the training period helped me to complete this work successfully.

I would like to express my preferred gratitude to all the faculties of the department for their interest and cooperation in this regard.

I extend my hearty gratitude to the librarian and other library staffs of my college for their wholehearted cooperation.

I express my sincere thanks to my friends and family for their support in completing this report successfully.

Place: Irinjalakuda

JOE MOL K G

Date:

TABLES OF CONTENTS

SL.NO	CONTENTS	PAGE NO.
	LIST OF TABLES	
	LIST OF FIGURES	
CHAPTER I	INTRODUCTION	1-4
CHAPTER II	REVIEW OF LITERATURE	5-9
CHAPTER III	THEORETICAL FRAMEWORK	10-13
CHAPTER IV	DATA ANALYSIS AND INTERPRETATION	14-33
CHAPTER V	FINDINGS, SUGGESTIONS & CONCLUSION	34-37
	BIBLIOGRAPHY	38-39
	APPENDIX	40-47

LIST OF TABLES

TABLE NO	TITLE	PAGE NO:
4.1.	Table showing gender of the respondents	14
4.2	Table showing how often respondents browse internet	15
4.3	Table showing how respondents usually access the internet	16
4.4	Table showing number of respondents clicked an online advertisement before	17
4.5	Table showing why respondents prefer online shopping	18
4.6	Table Showing what motivates respondents to click on an online advertisement.	19
4.7	Table Showing that does respondents feel online advertisement is more effective than traditional forms of advertisements such as TV, Print, Radio, Etc.	20
4.8	Table Showing respondents who had done purchasing online as a result of clicking an online advertisement	21

4.9	Table Showing how many respondents make purchase after clicking on an online advertisement on social media.	22
4.10	Table Showing what type of advertisement respondent find most effective	23
4.11	Table showing what category of advertisements respondents seen mostly	24
4.12	Table showing respondents view on what makes online advertisements effective.	25
4.13	Table showing what products does respondents purchase more due to the influence of social media advertisements	26
4.14	Table showing does respondents trust in purchasing products is increased by social media advertisements	27
4.15	Table showing how likely respondent recommend the product purchased through online to his friends or family	28
4.16	Table showing weather the respondent click on an online advertisement if its personalized to their interests and browsing history	29
4.17	Table showing does the respondents feel online advertisements disturbing	30
4.18	Table showing does respondents have been introduced to a new product through social media	31

4.19	Table showing the difficulties faced by respondents while purchasing products through social media advertisements	32
4.20	Table showing effectiveness of social media advertising in purchasing a product	33

LIST OF FIGURES

TABLE NO	TITLE	PAGE NO:
4.1.	Figure showing gender of the respondents	14
4.2	Figure showing how often respondents browse internet	15
4.3	figure showing how respondents usually access the internet	16
4.4	figure showing number of respondents clicked an online advertisement before	17
4.5	Figure showing why respondents prefer online shopping	18
4.6	Figure showing what motivates respondents to click on an online advertisement	19
4.7	Figure showing that does respondents feel online advertisement is more effective than traditional forms of advertisements such as TV, Print, Radio, Etc..	20
4.8	Figure showing respondents who had done purchasing online as a result of clicking an online advertisement	21
4.9	Figure showing how many respondents make purchase after clicking on an online advertisement on social media	22
4.10	Figure showing what type of advertisement respondent find most effective	23
4.11	Figure showing what category of advertisements respondents seen mostly	24

4.12	Figure showing respondents view on what makes online advertisements effective	25
4.13	Figure showing what products does respondents purchase more due to the influence of social media advertisements	26
4.14	Figure showing does respondents trust in purchasing products is increased by social media advertisements	27
4.15	Figure showing how likely respondent recommend the product purchased through online to his friends or family	28
4.16	Figure showing weather the respondent click on an online advertisement if its personalized to their interests and browsing history	29
4.17	Figure showing does the respondents feel online advertisements disturbing	30
4.18	Figure showing does respondents have been introduced to a new product through social media	31
4.19	Figure showing the difficulties faced by respondents while purchasing products through social media advertisements	32
4.20	Figure showing effectiveness of social media advertising in purchasing a product	33

**“INVESTORS PREFERENCE TOWARDS DIFFERENT
INVESTMENT AVENUES”**

Project Report submitted to

CHRIST COLLEGE (AUTONOMOUS)

In partial fulfillment of the requirement for the award of the degree of

BACHELOR OF COMMERCE

Submitted by

AAKASH THOMAS

(CCAUBCM134)

Under the supervision of

Asso.Prof. K.J. Joseph



DEPARTMENT OF COMMERCE

CHRIST COLLEGE (AUTONOMOUS), IRINJALAKUDA

UNIVERSITY OF CALICUT

MARCH 2023

CHRIST COLLEGE IRINJALAKUDA

CHRIST COLLEGE IRINJALAKUDA

CALICUT UNIVERSITY



DEPARTMENT OF COMMERCE

This is to certify that the project report entitled “**INVESTORS PREFERERNC E TOWARDS DIFFERENT INVESTMENT AVENUES**” is a bonafide record of project done by **AAKASH THOMAS**, reg No.CCAUBCM134 under my guidance and supervision in partial fulfillment of the requirement for the award of the degree of **BACHELOR OF COMMERCE** and it has not previously formed the basis for any Degree, Diploma and Associateship or Fellowship.

Asso.Prof. K.J. Joseph
Project Guide

Asso.Prof. K.J. Joseph
co-ordinator



ACKNOWLEDGEMENT

I would like to take the opportunity to express my preferred thanks and gratitude to all people who have helped me with sound advice and able guidance.

Above all, I express my eternal gratitude to the Lord Almighty under whose divine guidance; I have been able to complete this work successfully.

I would like to express my sincere obligation to Rev. Dr. Jolly Andrews CMI our Principal, for providing various facilities.

I am thankful to Asso.Prof. K.J. Joseph, Co-ordinator of the Department, for providing proper help and encouragement in the preparation of this report.

I am thankful to my class teacher, Ms. Teena Thomas, Asst. Professor-On contract, for providing proper help and encouragement in the preparation of this report.

I express my sincere gratitude to Asso.Prof. K.J. Joseph-On contract, whose guidance and support throughout the training period helped me to complete this work successfully.

I would like to express my preferred gratitude to all the faculties of the department for their interest and cooperation in this regard.

I extend my hearty gratitude to the librarian and other library staffs of my college for their wholehearted cooperation.

I express my sincere thanks to my friends and family for their support in completing this report successfully.

Place: Irinjalakuda

AAKASH THOMAS Date:

TABLE OF CONTENTS

SL.NO	CONTENTS	PG. NO
	LIST OF TABLES	
CHAPTER I	INTRODUCTION	2-7
CHAPTER II	REVIEW OF LITERATURE	9-10
CHAPTER III	THEORITICAL FRAMEWORK	12-18
CHAPTER IV	DATA ANALYSIS AND INTERPRETATION	20-41
CHAPTER V	FINDINGS, SUGGESTIONS & CONCLUSION	43-44
	BIBLIOGRAPHY	45

LIST**OF TABLES**

TABLE NO	TITLE	PAGE NO:
4.1.	Table showing gender of the respondent	20
4.2	Table showing designation of the respondent	21
4.3	Table showing whether one should invest a part of earnings for future	22
4.4	Table showing number of passive investors and active investors	23
4.5	Table showing sources of income of investors	24
4.6	Table showing investment preferences	25
4.7	Table showing investment made by investors	26
4.8	Table showing income set back for investing	27
4.9	Table showing income spend for needs	28
4.10	Table showing how investment decisions are made	29

4.11	Table showing factors considered while investing	30
4.12	Table showing investors choice on investing or trading	31
4.13	Table showing expected annual return on investment	32
4.14	Table showing whether bank deposits is safer than other investments	33
4.15	Table showing response towards inflation rates	34
4.16	Table showing response on expert advice while investing	35
4.17	Table showing whether we should keep diversified portfolio rather than single investment	36
4.18	Table showing how updated are investors with modern investment products	37
4.19	Table showing investors familiarity with behavioural finance	38
4.20	Table showing best source to study investing	39

4.21	Table showing whether investing is easy or hard to learn	40
4.22	Table showing opinion of investors for investing in future	41

LIST OF FIGURES

FIGURE NO	TITLE	PAGE NO:
4.1.	Figure showing gender of the respondent	20
4.2	Figure showing designation of the respondent	21
4.3	Figure showing whether one should invest a part of earnings for future	22
4.4	Figure showing number of passive investors and active investors	23
4.5	Figure showing sources of income of investors	24
4.6	Figure showing investment preferences.	25
4.7	Figure showing investment made by investors	26
4.8	Figure showing income set back for investing	27
4.9	Figure showing income spend for needs	28
4.10	Figure showing how investment decisions are made	29

4.11	Figure showing factors considered while investing	30
4.12	Figure showing investors choice on investing or trading	31
4.13	Figure showing expected annual return on investment	32
4.14	Figure showing whether bank deposits is safer than other investments	33
4.15	Figure showing response towards inflation rates	34
4.16	Figure showing response on expert advice while investing	35
4.17	Figure showing whether we should keep diversified portfolio rather than single investment	36
4.18	Figure showing how updated are investors with modern investment products	37
4.19	Figure showing investors familiarity with behavioural finance	38
4.20	Figure showing best source to study investing	39

4.21	Figure showing whether investing is easy or hard to learn	40
4.22	Figure showing opinion of investors for investing in future	41

**“INVESTORS PREFERENCE TOWARDS DIFFERENT
INVESTMENT AVENUES”**

Project Report submitted to

CHRIST COLLEGE (AUTONOMOUS)

In partial fulfillment of the requirement for the award of the degree of

BACHELOR OF COMMERCE

Submitted by

ABHIRAM SATHEESH

(CCAUBCM135)

Under the supervision of

Asso.Prof. K.J. Joseph



DEPARTMENT OF COMMERCE

CHRIST COLLEGE (AUTONOMOUS), IRINJALAKUDA

UNIVERSITY OF CALICUT

MARCH 2023

CHRIST COLLEGE IRINJALAKUDA

CHRIST COLLEGE IRINJALAKUDA

CALICUT UNIVERSITY




DEPARTMENT OF COMMERCE

This is to certify that the project report entitled “**INVESTORS PREFERERNCCE TOWARDS DIFFERENT INVESTMENT AVENUES**” is a bonafide record of project done by **ABHIRAM SATHEESH**, reg No. **CCAUBCM135** under my guidance and supervision in partial fulfilment of the requirement for the award of the degree of **BACHELOR OF COMMERCE** and it has not previously formed the basis for any Degree, Diploma and Associateship or Fellowship.

Asso.Prof. K.J. Joseph
Project Guide

Asso.Prof. K.J. Joseph
co-ordinator



ACKNOWLEDGEMENT

I would like to take the opportunity to express my preferred thanks and gratitude to all people who have helped me with sound advice and able guidance.

Above all, I express my eternal gratitude to the Lord Almighty under whose divine guidance; I have been able to complete this work successfully.

I would like to express my sincere obligation to Rev. Dr. Jolly Andrews CMI our Principal, for providing various facilities.

I am thankful to Asso.Prof. K.J. Joseph, Co-ordinator of the Department, for providing proper help and encouragement in the preparation of this report.

I am thankful to my class teacher, Ms. Teena Thomas, Asst. Professor-On contract, for providing proper help and encouragement in the preparation of this report.

I express my sincere gratitude to Asso.Prof. K.J. Joseph-On contract, whose guidance and support throughout the training period helped me to complete this work successfully.

I would like to express my preferred gratitude to all the faculties of the department for their interest and cooperation in this regard.

I extend my hearty gratitude to the librarian and other library staffs of my college for their wholehearted cooperation.

I express my sincere thanks to my friends and family for their support in completing this report successfully.

Place: Irinjalakuda

AAKASH THOMAS Date:

TABLE OF CONTENTS

SL.NO	CONTENTS	PG. NO
	LIST OF TABLES	
CHAPTER I	INTRODUCTION	2-7
CHAPTER II	REVIEW OF LITERATURE	9-10
CHAPTER III	THEORITICAL FRAMEWORK	12-18
CHAPTER IV	DATA ANALYSIS AND INTERPRETATION	20-41
CHAPTER V	FINDINGS, SUGGESTIONS & CONCLUSION	43-44
	BIBLIOGRAPHY	45

LIST**OF TABLES**

TABLE NO	TITLE	PAGE NO:
4.1.	Table showing gender of the respondent	20
4.2	Table showing designation of the respondent	21
4.3	Table showing whether one should invest a part of earnings for future	22
4.4	Table showing number of passive investors and active investors	23
4.5	Table showing sources of income of investors	24
4.6	Table showing investment preferences	25
4.7	Table showing investment made by investors	26
4.8	Table showing income set back for investing	27
4.9	Table showing income spend for needs	28
4.10	Table showing how investment decisions are made	29

4.11	Table showing factors considered while investing	30
4.12	Table showing investors choice on investing or trading	31
4.13	Table showing expected annual return on investment	32
4.14	Table showing whether bank deposits is safer than other investments	33
4.15	Table showing response towards inflation rates	34
4.16	Table showing response on expert advice while investing	35
4.17	Table showing whether we should keep diversified portfolio rather than single investment	36
4.18	Table showing how updated are investors with modern investment products	37
4.19	Table showing investors familiarity with behavioural finance	38
4.20	Table showing best source to study investing	39

4.21	Table showing whether investing is easy or hard to learn	40
4.22	Table showing opinion of investors for investing in future	41

LIST OF FIGURES

FIGURE NO	TITLE	PAGE NO:
4.1.	Figure showing gender of the respondent	20
4.2	Figure showing designation of the respondent	21
4.3	Figure showing whether one should invest a part of earnings for future	22
4.4	Figure showing number of passive investors and active investors	23
4.5	Figure showing sources of income of investors	24
4.6	Figure showing investment preferences.	25
4.7	Figure showing investment made by investors	26
4.8	Figure showing income set back for investing	27
4.9	Figure showing income spend for needs	28
4.10	Figure showing how investment decisions are made	29

4.11	Figure showing factors considered while investing	30
4.12	Figure showing investors choice on investing or trading	31
4.13	Figure showing expected annual return on investment	32
4.14	Figure showing whether bank deposits is safer than other investments	33
4.15	Figure showing response towards inflation rates	34
4.16	Figure showing response on expert advice while investing	35
4.17	Figure showing whether we should keep diversified portfolio rather than single investment	36
4.18	Figure showing how updated are investors with modern investment products	37
4.19	Figure showing investors familiarity with behavioural finance	38
4.20	Figure showing best source to study investing	39

4.21	Figure showing whether investing is easy or hard to learn	40
4.22	Figure showing opinion of investors for investing in future	41

**“A STUDY ON BUYING BEHAVIOUR OF YOUNGSTERS
TOWARDS BRANDED CLOTHES “**

Project Report submitted to

CHRIST COLLEGE (AUTONOMOUS)

In partial fulfilment of the requirement for the award of the degree of

BACHELOR OF COMMERCE

Submitted by

AKSHAY.P.P

(CCAUBCM136)

Under the supervision of

Ms. SREELAKSHMI. K




DEPARTMENT OF COMMERCE

CHRIST COLLEGE (AUTONOMOUS), IRINJALAKUDA

UNIVERSITY OF CALICUT

MARCH 2023

CHRIST COLLEGE (AUTONOMOUS), IRINJALAKUDA
CALICUT UNIVERSITY



DEPARTMENT OF COMMERCE
CERTIFICATE


This is to certify that the project report entitled "A Study on BUYING BEHAVIOUR OF YOUNGSTERS TOWARDS BRANDED CLOTHES" is a bonafide record of project done by AKSHAY.P.P, Reg. No. CCAUBCM136 under my guidance and supervision in partial fulfilment of the requirement for the award of the degree of BACHELOR OF COMMERCE and it has not previously formed the basis for any Degree, Diploma and Associateship or Fellowship.

K.J. Joseph

Asso. Prof. K.J. Joseph
Coordinator

K Sreelakshmi

MS.SREELAKSHMI.K
Project Guide



DECLARATION

I, **AKSHAY.P.P**, hereby declare that the project work entitled “**A STUDY ON BUYING BEHAVIOUR OF YOUNGSTERS TOWARDS BRANDED CLOTHES**” is a record of independent and bonafide project work carried out by me under the supervision and guidance of Ms.**SREELAKSHMI.K** Asst. Professor-On contract, Department of Commerce, Christ College (Autonomous), Irinjalakuda.

The information and data given in the report is authentic to the best of my knowledge. The report has not been previously submitted for the award of any Degree, Diploma, Associateship or other similar title of any other university or institute.

Place: Irinjalakuda

Date: 13/3/2023



AKSHAY.P.P

CCAUBCM136

ACKNOWLEDGEMENT

I would like to take the opportunity to express my preferred thanks and gratitude to all people who have helped me with sound advice and able guidance.

Above all, I express my eternal gratitude to the Lord Almighty under whose divine guidance; I have been able to complete this work successfully.

I would like to express my sincere obligation to **Rev. Dr. Jolly Andrews CMI** our Principal, for providing various facilities.

I am thankful to **Asso.Prof. K.J. Joseph**, Co-ordinator of the Department, for providing proper help and encouragement in the preparation of this report.

I am thankful to my class teacher, **Ms. Teena Thomas**, Asst. Professor-On contract, for providing proper help and encouragement in the preparation of this report.

I express my sincere gratitude to **Ms. Sandhya V**, Asst. Professor-On contract, whose guidance and support throughout the training period helped me to complete this work successfully.

I would like to express my preferred gratitude to all the faculties of the department for their interest and cooperation in this regard.

I extend my hearty gratitude to the librarian and other library staffs of my college for their wholehearted cooperation.

I express my sincere thanks to my friends and family for their support in completing this report successfully.

Place: Irinjalakuda

AKSHAY.P.P

Date: 13/3/2023

TABLES OF CONTENTS

SL.NO	CONTENTS	PAGE NO:
	LIST OF TABLES	
CHAPTER I	INTRODUCTION	1-4
CHAPTER II	REVIEW OF LITERATURE	5-8
CHAPTER III	THEORETICAL FRAMEWORK	9-15
CHAPTER IV	DATA ANALYSIS AND INTERPRETATION	16-35
CHAPTER V	FINDINGS, SUGGESTIONS & CONCLUSION	36-39
	BIBLIOGRAPHY	

LIST OF TABLES

TABLE NO	TITLE	PAGE NO:
4.1	Table showing gender wise classification	16
4.2	Table showing stream of respondents	17
4.3	Table showing consumer choice to buy branded clothes and normal clothes	18
4.4	Table showing respondents response towards use of branded apparels	19
4.5	Table showing attitude of respondents by purchasing branded apparels	20
4.6	Table Showing frequency of purchasing branded clothes	21
4.7	Table Showing preferred brands among youth	22
4.8	Table Showing customers choice of different kinds of apparel	23
4.9	Table Showing how friends compliment affects purchase of branded apparel	24
4.10	Table showing factors influence towards branded apparels	25

4.11	Table showing respondents views about future of branded apparels in Indian market	26
4.12	Table showing respondents negative view on branded apparels	27
4.13	Table showing whether customers are disappointed by any brands	28
4.14	Table showing preference for purchase of branded clothes online	29
4.15	Table showing effects of brand image on buying decision	30
4.16	Table showing money spend by the customers on branded clothes per month	31
4.17	Table showing respondents sources of information	32
4.18	Table showing customers way of purchasing branded apparels	33
4.19	Table Showing respondents preference for branded clothes over local brands	34
4.20	Table Showing respondents satisfaction with the buying of branded clothes.	35

LIST OF FIGURES

FIGURE NO	TITLE	PAGE NO:
4.1	Figure showing gender wise classification	16
4.2	Figure showing stream of respondents	17
4.3	Figure showing consumer choice to buy branded clothes and normal clothes	18
4.4	Figure showing respondents response towards use of branded apparels	19
4.5	Figure showing attitude of respondents by purchasing branded apparels	20
4.6	Figure showing frequency of purchasing branded clothes	21
4.7	Figure showing preferred brands among youth	22
4.8	Figure Showing customers choice of different kinds of apparel	23
4.9	Figure showing how friends compliment affects purchase of branded apparel	24

4.10	Figure showing factors influence towards branded apparels	25
4.11	Figure showing respondents views about future of branded apparels in Indian market	26
4.12	Figure showing respondents negative view on branded apparels	27
4.13	Figure showing whether customers are disappointed by any brands	28
4.14	Figure showing preference for purchase of branded clothes online	29
4.15	Figure showing effects of brand image on buying decision	30
4.16	Figure showing money spend by the customers on branded clothes per month	31
4.17	Figure showing respondents sources of information	32
4.18	Figure showing customers way of purchasing branded apparels	33
4.19	Figure showing respondents preference for branded clothes over local brands	34
4.20	Figure showing respondents satisfaction with the buying of branded clothes.	35

**“A STUDY ON TEACHER’S SATISFACTION TOWARDS
ONLINE EDUCATION PLATFORMS”**

Project Report submitted to

CHRIST COLLEGE (AUTONOMOUS)

In partial fulfilment of the requirement for the award of the degree of

BACHELOR OF COMMERCE

Submitted by

ANLIYA RAJ

(CCAUBCM137)

Under the supervision of

Ms. SWATHY .V. CHANDRAN



DEPARTMENT OF COMMERCE

CHRIST COLLEGE (AUTONOMOUS), IRINJALAKUDA

UNIVERSITY OF CALICUT

MARCH 2023

CHRIST COLLEGE (AUTONOMOUS), IRINJALAKUDA

CALICUT UNIVERSITY



DEPARTMENT OF COMMERCE

CERTIFICATE

This is to certify that the project report entitled “A STUDY ON TEACHER’S SATISFACTION TOWARDS ONLINE EDUCATION PLATFORMS” is a bonafide record of project done by ANLIYA RAJ, Reg. No. CCAUBCM137, under my guidance and supervision in partial fulfilment of the requirement for the award of the degree of BACHELOR OF COMMERCE and it has not previously formed the basis for any Degree, Diploma and Associateship or Fellowship.

Asso.Prof. K.J. Joseph

Co-ordinator

Ms.SWATHY.V.CHANDRAN

Project Guide



DECLARATION

I, **ANLIYA RAJ**, hereby declare that the project work entitled “**A STUDY ON TEACHER’S SATISFACTION TOWARDS ONLINE EDUCATION PLATFORMS**” is a record of independent and bonafide project work carried out by me under the supervision and guidance of Ms.Swathy.V.Chandran Asst. Professor-On contract, Department of Commerce, Christ College (Autonomous), Irinjalakuda.

The information and data given in the report is authentic to the best of my knowledge. The report has not been previously submitted for the award of any Degree, Diploma, Associateship or other similar title of any other university or institute.

Place: Irinjalakuda

Date: 13.03.23



ANLIYA RAJ

CCAUBCM137

ACKNOWLEDGEMENT

I would like to take the opportunity to express my preferred thanks and gratitude to all people who have helped me with sound advice and able guidance.

Above all, I express my eternal gratitude to the Lord Almighty under whose divine guidance; I have been able to complete this work successfully.

I would like to express my sincere obligation to Rev. Dr. Jolly Andrews CMI our principal, for providing various facilities.

I am thankful to Asso.Prof. K.J. Joseph, Co-ordinator of the Department, for providing proper help and encouragement in the preparation of this report.

I am thankful to my class teacher, Ms. Teena Thomas, Asst. Professor-On contract, for providing proper help and encouragement in the preparation of this report.

I express my sincere gratitude to Ms. Swathy V Chandran , Asst. Professor-On contract, whose guidance and support throughout the training period helped me to complete this work successfully.

I would like to express my preferred gratitude to all the faculties of the department for their interest and cooperation in this regard.

I extend my hearty gratitude to the librarian and other library staffs of my college for their wholehearted cooperation.

I express my sincere thanks to my friends and family for their support in completing this report successfully.

Place: Irinjalakuda

ANLIYA RAJ

Date: 13 | 3 | 2023

TABLES OF CONTENTS

SL.NO	CONTENTS	PAGE .NO
	LIST OF TABLES	
	LIST OF FIGURES	
CHAPTER I	INTRODUCTION	1-4
CHAPTER II	REVIEW OF LITERATURE	5-9
CHAPTER III	THEORETICAL FRAMEWORK	10-13
CHAPTER IV	DATA ANALYSIS AND INTERPRETATION	14-38
CHAPTER V	FINDINGS, SUGGESTIONS & CONCLUSION	39-42
	BIBLIOGRAPHY	43-44
	APPENDIX	45-50

LIST OF TABLES

Table No	Title	Page No
4.1	Table showing general profile of respondents	14
4.2	Table showing satisfaction of teachers with students' responses from online classes	18
4.3	Table showing platforms preferred by students and teachers where they can work together effectively	19
4.4	Table showing methods adopted to make online classes more interactive	20
4.5	Table showing opinion about the statement 'online education helps teachers to create a successful learning environment just like offline classes'	21
4.6	Table showing means to ensure whether students are able to follow online classes	22
4.7	Table showing stress in teaching remotely	23
4.8	Table showing availability of high speed network	24
4.9	Table showing effectiveness of remote learning	25
4.10	Table showing satisfaction of teachers towards online platforms	26
4.11	Table showing satisfaction with technology and software using for online classes	27
4.12	Table showing interaction with students	28

4.13	Table showing gadgets used for the accessibility of online classes	29
4.14	Table showing coverage of all the portions through online medium	30
4.15	Table showing opinion on lecturing students using online platforms	31
4.16	Table showing reachability of students to clear their doubts through online platforms	32
4.17	Table showing most apt platform for teaching and interacting with students	33
4.18	Table showing support a student backward in studies through online classes	34
4.19	Table showing using multiple online education platforms	35
4.20	Table showing no. of online education platforms used for teaching	36
4.21	Table showing challenges faced while taking classes through online platforms	37
4.22	Table showing online education platforms help to give a good quality education	38

LIST OF FIGURES

Figure no.	Title	Page No
4.1.1	Figure showing gender	14
4.1.2	Figure showing programme	15
4.1.3	Figure showing stream	16
4.1.4	Figure showing area of residence	17
4.2	Figure showing satisfaction of teachers with student's responses from online classes	18
4.3	Figure showing platforms preferred by students and teachers where they can work together effectively	19
4.4	Figure showing methods adopted to make online classes more interactive	20
4.5	Figure showing opinion about the statement 'online education helps teachers to create a successful learning environment just like offline classes'	21
4.6	Figure showing means to ensure whether students are able to follow online classes	22
4.7	Figure showing stress in teaching remotely	23
4.8	Figure showing availability of high speed network	24

4.9	Figure showing effectiveness of remote learning	25
4.10	Figure showing satisfaction of teachers towards online platforms	26
4.11	Figure showing satisfaction with technology and software using for online classes	27
4.12	Figure showing interaction with students	28
4.13	Figure showing gadgets used for the accessibility of online classes	29
4.14	Figure showing coverage of all the portions through online medium	30
4.15	Figure showing opinion on lecturing students using online platforms	31
4.16	Figure showing reachability of student's to clear their doubts through online platforms	32
4.17	Figure showing most apt platform for teaching and interacting with students	33
4.18	Figure showing support a student backward in studies through online classes	34
4.19	Figure showing using multiple online education platforms	35
4.20	Figure showing no. of online education platforms used for teaching	36
4.21	Figure showing challenges faced while taking classes through online platforms	37

4.22	Figure showing online education platforms help to give a good quality education	38
------	---	----

**“A STUDY ON THE FINANCIAL PERFORMANCE OF
MUTHOOT FINANCE LTD USING RATIO ANALYSIS”**

Project Report submitted to

CHRIST COLLEGE (AUTONOMOUS)

In partial fulfilment of the requirement for the award of the degree of

BACHELOR OF COMMERCE

Submitted by

K ANUGRAHA AJAYAN

(CCAUBCM138)

Under the supervision of

MS.SIJI .C.L



DEPARTMENT OF COMMERCE

CHRIST COLLEGE (AUTONOMOUS), IRINJALAKUDA

UNIVERSITY OF CALICUT

MARCH 2023

CHRIST COLLEGE (AUTONOMOUS), IRINJALAKUDA

CALICUT UNIVERSITY



DEPARTMENT OF COMMERCE CERTIFICATE

This is to certify that the project report entitled “**A Study on the Financial Performance of Muthoot Finance Ltd using Ratio Analysis**” is a bonafide record of project done by **K ANUGRAHA AJAYAN**, Reg. No. CCAUBCM138, under my guidance and supervision in partial fulfilment of the requirement for the award of the degree of **BACHELOR OF COMMERCE** and it has not previously formed the basis for any Degree, Diploma and Associateship or Fellowship.

Asso.Prof.K.J. Joseph

Co-ordinator

Ms. SIJ.C. L

Project Guide



DECLARATION

I, **K ANUGRAHA AJAYAN**. hereby declare that the project work entitled **“A STUDY ON THE FINANCIAL PERFORMANCE OF MUTHOOT FINANCE LTD USING RATIO ANALYSIS”** is a record of independent and bonafide project work carried out by me under the supervision and guidance of Ms.SIJ.C.L Asst. Professor-On contract, Department of Commerce, Christ College (Autonomous), Irinjalakuda.

The information and data given in the report is authentic to the best of my knowledge. The report has not been previously submitted for the award of any Degree, Diploma, Associateship or other similar title of any other university or institute.

Place: Irinjalakuda

Date: 13-03-2023


K ANUGRAHA AJAYAN
CCAUBCM138

ACKNOWLEDGEMENT

I would like to take the opportunity to express my preferred thanks and gratitude to all people who have helped me with sound advice and able guidance.

Above all, I express my eternal gratitude to the Lord Almighty under whose divine guidance; I have been able to complete this work successfully.

I would like to express my sincere obligation to Rev. Dr. Jolly Andrews CMI our Principal, for providing various facilities.

I am thankful to Asso.Prof. K.J. Joseph, Co-ordinator of the Department, for providing proper help and encouragement in the preparation of this report.

I am thankful to my class teacher, Ms. Teena Thomas, Asst. Professor-On contract, for providing proper help and encouragement in the preparation of this report.

I express my sincere gratitude to Ms. SIJI.C. L, Asst. Professor-On contract, whose guidance and support throughout the training period helped me to complete this work successfully.

I would like to express my preferred gratitude to all the faculties of the department for their interest and cooperation in this regard.

I extend my hearty gratitude to the librarian and other library staffs of my college for their wholehearted cooperation.

I express my sincere thanks to my friends and family for their support in completing this report successfully.

Place: Irinjalakuda

K ANUGRAHA AJAYAN

DATE: 13 | 03 | 2023

TABLES OF CONTENTS

SL NO.	CONTENTS	PAGE NO.
	LIST OF TABLES	
	LIST OF FIGURES	
CHAPTER 1	INTRODUCTION	1-6
CHAPTER 2	REVIEW OF LITERATURE	7-12
CHAPTER 3	THEORETICAL FRAMEWORK	13-18
CHAPTER 4	DATA ANALYSIS AND INTERPRETATION	19-29
CHAPTER 5	FINDINGS, SUGGESTIONS AND CONCLUSIONS	30-33
	BIBLIOGRAPHY	
	ANNEXURE	

LIST OF TABLES

TABLE NO	TITLE	PAGE NO.
4.1	Table showing Current Assets, Current Liabilities and Current Ratio	20
4.2	Table showing Quick Assets, Current Liabilities and Quick Ratio	21
4.3	Table showing Working Capital, Net Sales and Working Capital Ratio	22
4.4	Table showing Debt, Equity and Debt-Equity Ratio	23
4.5	Table showing Shareholders Fund, Total Assets and Proprietary Ratio	24
4.6	Table showing PBIT, Capital Employed and Return on Capital Employed	25
4.7	Table showing Net Profit, Net Sales and Net Profit Ratio	26
4.8	Table showing Operating Profit, Net Sales and Operating Profit Ratio	27
4.9	Table showing Net Profit, Shareholders Fund and Return on Equity Ratio	28
4.10	Table showing EBIT, Total Assets and Return on Asset Ratio	29

LIST OF GRAPHS

TABLE NO	TITLE	PAGE NO.
4.1	Graph showing Current Assets, Current Liabilities and Current Ratio	20
4.2	Graph showing Quick Assets, Current Liabilities and Quick Ratio	21
4.3	Graph showing Working Capital, Net Sales and Working Capital Ratio	22
4.4	Graph showing Debt, Equity and Debt-Equity Ratio	23
4.5	Graph showing Shareholders Fund, Total Assets and Proprietary Ratio	24
4.6	Graph showing PBIT, Capital Employed and Return on Capital Employed	25
4.7	Graph showing Net Profit, Net Sales and Net Profit Ratio	26
4.8	Graph showing Operating Profit, Net Sales and Operating Profit Ratio	27
4.9	Graph showing Net Profit, Shareholders Fund and Return on Equity Ratio	28
4.10	Graph showing EBIT, Total Assets and Return on Asset Ratio	29

**"A STUDY ON ECONOMIC CRISIS FACED ON
PETROLEUM PRICE HIKE"**

Project Report submitted to

CHRIST COLLEGE (AUTONOMOUS)

In partial fulfilment of the requirement for the award of the degree of

BACHELOR OF COMMERCE

Submitted by

NAJEEM ARSHAD

(CCAUBCM139)

Under the supervision of

DR . P . L . GEORGE

ASSOCIATE PROFESSOR



DEPARTMENT OF COMMERCE

CHRIST COLLEGE (AUTONOMOUS), IRINJALAKUDA

UNIVERSITY OF CALICUT

MARCH 2023

CHRIST COLLEGE (AUTONOMOUS), IRINJALAKUDA

CALICUT UNIVERSITY



DEPARTMENT OF COMMERCE

CERTIFICATE

This is to certify that the project report entitled “**A Study on Economic crisis faced on petroleum price hike**” is a bonafide record of project work done by **NAJEEM ARSHAD**, Reg. No. CCAUBCM139, under my guidance and supervision in partial fulfilment of the requirement for the award of the degree of **BACHELOR OF COMMERCE** and it has not previously formed the basis for the award of any Degree, Diploma and Associateship or Fellowship.

Assoc.Prof. K.J. Joseph

Co-ordinator

Dr. P/L. George

Project Guide



DECLARATION

I, **NAJEEM ARSHAD**, hereby declare that the project work entitled "**A STUDY ON ECONOMIC CRISIS FACED ON PETROLEUM PRICE HIKE**" is a record of independent and bonafide project work carried out by me under the supervision and guidance of **Dr.P.L.George Asst. Professor-On contract, Department of Commerce, Christ College (Autonomous), Irinjalakuda.**

The information and data given in the report is authentic to the best of my knowledge. The report has not been previously submitted for the award of any Degree, Diploma, Associateship or other similar title of any other university or institute.

Place: Irinjalakuda

Date: 26 | 02 | 2023



NAJEEM ARSHAD

CCAUBCM139

ACKNOWLEDGEMENT

I would like to take the opportunity to express my preferred thanks and gratitude to all people who have helped me with sound advice and able guidance.

Above all, I express my eternal gratitude to the Lord Almighty under whose divine guidance; I have been able to complete this work successfully.

I would like to express my sincere obligation to Rev. Dr. Jolly Andrews CMI our Principal, for providing various facilities.

I am thankful to Assoc.Prof. K.J. Joseph, Co-ordinator of the Department, for providing proper help and encouragement in the preparation of this report.

I am thankful to my class teacher, Ms. Teena Thomas, Asst. Professor-On contract, for providing proper help and encouragement in the preparation of this report.

I express my sincere gratitude to Dr. P. L. George, Asso.Professor whose guidance and support throughout the training period helped me to complete this work successfully.

I would like to express my preferred gratitude to all the faculties of the department for their interest and cooperation in this regard.

I extend my hearty gratitude to the librarian and other library staffs of my college for their wholehearted cooperation.

I express my sincere thanks to my friends and family for their support in completing this report successfully.



NAJEEM ARSHAD

Place: Irinjalakuda

Date: 26/02/2023

TABLE OF CONTENTS

SL.NO	CONTENTS	PAGE NO.
	LIST OF TABLES	
CHAPTER I	INTRODUCTION	1-5
CHAPTER II	REVIEW OF LITERATURE	6-8
CHAPTER III	THEORETICAL FRAMEWORK	9-14
CHAPTER IV	DATA ANALYSIS AND INTERPRETATION	15-38
CHAPTER V	FINDINGS, SUGGESTIONS & CONCLUSION	39-42
	BIBLIOGRAPHY	

LIST OF TABLES

TABLE NO	TITLE	PAGE NO:
4.1.	Table showing the Age distribution of respondents	16
4.2	Table showing gender analysis	17
4.3	Table showing family income analysis	18
4.4	Table showing the usage of vehicle	19
4.5	Table showing the duration of vehicle	20
4.6	Table Showing the types of vehicle	21
4.7	Table Showing the preference of fuel analysis	22
4.8	Table Showing the analysis of usage of vehicle by km per day	23
4.9	Table Showing the mileage analysis	24
4.10	Table Showing the analysis of petroleum company that consumers prefer	25
4.11	Table showing the analysis of petrol price hike in general price level	26
4.12	Table showing the analysis of petrol price hike basis of consumption of goods	27
4.13	Table showing the analysis of petrol price hike towards the economic development	28

4.14	Table showing the sources to know about the petroleum price	29
4.15	Table showing the mostly selected measure taken for the problem faced by petrol price hike	30
4.16	Table showing the analysis of petroleum price effected by inflation	31
4.17	Table showing the variation in usage of vehicle by petroleum price hike	32
4.18	Table showing the disadvantage of petrol price hike	33
4.19	Table showing the prevention of fuel crisis	34
4.20	Table showing the opinion about the statement Elect Vehicle is useful in petrol price hike	35
4.21	Table showing the opinion about the measures that by the government to attract the customers to Electric vehicle	36
4.22	Table showing the opinion on government initiatives that can be taken with the OPEC	37
4.23	Table showing the awareness on the government new budget on petroleum price hike	38

LIST OF FIGURES

FIGURE NO	TITLE	PAGE NO:
4.1.	Figure sowing the Age distribution of respondents	16
4.2	Figure showing Gender analysis	17
4.3	Figure showing family income analysis	18
4.4	Figure showing the usage of vehicle	19
4.5	Figure showing duration of vehicle	20
4.6	Figure showing the types of vehicle	21
4.7	Figure showing the preference of fuel analysis	22
4.8	Figure showing the analysis of usage of vehicle by km per day	23
4.9	Figure showing the mileage analysis	24
4.10	Figure showing the analysis of petroleum company that that consumers prefer	25
4.11	Figure showing the analysis of petrol price hike in general price level	26
4.12	Figure showing the analysis of petrol price hike basis of consumption of goods	27
4.13	Figure showing the analysis of petrol price hike towards the economic development	28
4.14	Figure showing the sources to know about the petroleum price hike	29

4.15	Figure showing the mostly selected measure taken for the problem faced by the petrol price hike	30
4.16	Figure showing the analysis of petroleum price effected by inflation	31
4.17	Figure showing the analysis of variations in usage of vehicle by petroleum price hike	32
4.18	Figure showing the disadvantage of petrol price hike	33
4.19	Figure showing the prevention of fuel crisis	34
4.20	Figure showing the opinion about the statement Electric vehicle is useful on petrol price	35
4.21	Figure showing the opinion about the measures that by the government to attract the customers to Electric vehicle	36
4.22	Figure showing the opinion on government initiatives that can be taken with OPEC	37
4.23	Figure showing the awareness on the government new budget on petroleum price hike	38

**“A STUDY ON CUSTOMER’S ATTITUDE TOWARDS OTT
PLATFORMS”**

Project Report submitted to

CHRIST COLLEGE (AUTONOMOUS)

In partial fulfilment of the requirement for the award of the degree of

BACHELOR OF COMMERCE

Submitted by

NIKHITHA VINCENT

(CCAUBCM140)

Under the supervision of

Mr. VISHNU M S



DEPARTMENT OF COMMERCE

CHRIST COLLEGE (AUTONOMOUS), IRINJALAKUDA

UNIVERSITY OF CALICUT

MARCH 2023

CHRIST COLLEGE (AUTONOMOUS), IRINJALAKUDA
CALICUT UNIVERSITY



DEPARTMENT OF COMMERCE CERTIFICATE

This is to certify that the project report entitled “**a Study on customer’s attitude towards OTT Platforms**” is a bonafide record of project done by **NIKHITHA VINCENT**, Reg. No. CCAUBCM140, under my guidance and supervision in partial fulfilment of the requirement for the award of the degree of BACHELOR OF COMMERCE and it has not previously formed the basis for any Degree, Diploma and Associateship or Fellowship.

Assoc.Prof. K.J. Joseph

Co-ordinator

Mr. VISHNU M S

Project Guide




DECLARATION

I, **NIKHITHA VINCENT**, hereby declare that the project work entitled "**A STUDY ON CUSTOMER'S ATTITUDE TOWARDS OTT PLATFORMS**" is a record of independent and bonafide project work carried out by me under the supervision and guidance of Mr. Vishnu M S Asst. Professor-on contract, Department of Commerce, Christ College (Autonomous), Irinjalakuda.

The information and data given in the report is authentic to the best of my knowledge. The report has not been previously submitted for the award of any Degree, Diploma, Associateship or other similar title of any other university or institute.

Place: Irinjalakuda

Date: 13/3/2023



NIKHITHA VINCENT

CCAUBCM140

ACKNOWLEDGEMENT

I would like to take the opportunity to express my profound thanks and gratitude to all people who have helped me with sound advice and able guidance.

Above all, I express my eternal gratitude to the Lord Almighty under whose divine guidance; I have been able to complete this work successfully.

I would like to express my sincere obligation to Rev. Dr. Jolly Andrews CMI our Principal, for providing various facilities.

I am thankful to Assoc.Prof. K.J. Joseph, Co-ordinator of the Department, for providing proper help and encouragement in the preparation of this report.

I am thankful to my class teacher, Ms. Teena Thomas, Asst. Professor-on contract, for providing proper help and encouragement in the preparation of this report.

I express my sincere gratitude to Mr. Vishnu M S, Asst. Professor-on contract, whose guidance and support throughout the training period helped me to complete this work successfully.

I would like to express my profound gratitude to all the faculties of the department for their interest and cooperation in this regard.

I extend my hearty gratitude to the Librarian and other library staffs of my college for their wholehearted cooperation.

I express my sincere thanks to my friends and family for their support in completing this report successfully.

Place: Irinjalakuda

NIKHITHA VINCENT

Date: 20/13/3/2023

TABLES OF CONTENTS

SL.NO	CONTENTS	PAGE NO
	LIST OF TABLES	
	LIST OF FIGURES	
CHAPTER I	INTRODUCTION	1-5
CHAPTER II	REVIEW OF LITERATURE	6-9
CHAPTER III	THEORETICAL FRAMEWORK	10-14
CHAPTER IV	DATA ANALYSIS AND INTERPRETATION	15-33
CHAPTER V	FINDINGS, SUGGESTIONS & CONCLUSION	34-36
	BIBLIOGRAPHY	37

LIST OF TABLES

TABLE NO	TITLE	PAGE NO:
4.1.	Table showing age group of respondents	15
4.2	Table showing gender of respondents	16
4.3	Table showing occupational status of respondents	17
4.4	Table showing the pattern of usage of OTT Platforms	18
4.5	Table showing responses of favourite OTT Platforms	19
4.6	Table Showing response on the type of content watched on OTT Platforms	20
4.7	Table showing the commencement of usage of OTT Platforms	21
4.8	Table Showing the responses for suggesting OTT Platforms to others	22
4.9	Table Showing the factors that influence respondents to use OTT Platforms	23
4.10	Table Showing the view of consumers on the functionality of OTT	24
4.11	Table showing reference of watching movies on OTT than in theatres	25
4.12	Table showing response on the benefit of using OTT Platforms	26

4.13	Table showing consumption of OTT Platform after the pandemic	27
4.14	Table showing change in peer's consumption of OTT Platform after the pandemic	28
4.15	Table showing preferences on releasing movies through OTT Platforms	29
4.16	Table showing response on release of low budget/experimental movies	30
4.17	Table showing response on imposing censorship on OTT Platforms	31
4.18	Table showing responses on future usage of OTT Platforms	32
4.19	Table showing responses on experience of using OTT Platforms	33

LIST OF FIGURES

TABLE NO	TITLE	PAGE NO:
4.1.	Figure showing age group of respondents	15
4.2	Figure showing gender of respondents	16
4.3	Figure showing occupational status of respondents	17
4.4	Figure showing the pattern of usage of OTT Platforms	18
4.5	Figure showing responses of favourite OTT Platforms	19
4.6	Figure Showing response on the type of content watched on OTT Platforms	20
4.7	Figure showing the commencement of usage of OTT Platforms	21
4.8	Figure Showing the responses for suggesting OTT Platforms to others	22
4.9	Figure Showing the factors that influence respondents to use OTT Platforms	23
4.10	Figure Showing the view of consumers on the functionality of OTT	24

4.11	Figure showing reference of watching movies on OTT than in theatres	25
4.12	Figure showing response on the benefit of using OTT Platforms	26
4.13	Figure showing consumption of OTT Platform after the pandemic	27
4.14	Figure showing change in peer's consumption of OTT Platform after the pandemic	28
4.15	Figure showing preferences on releasing movies through OTT Platforms	29
4.16	Figure showing response on release of low budget/experimental movies	30
4.17	Figure showing response on imposing censorship on OTT Platforms	31
4.18	Figure showing responses on future usage of OTT Platforms	32
4.19	Figure showing responses on experience of using OTT Platforms	33