



**CHRIST**  
COLLEGE (AUTONOMOUS)  
IRINJALAKUDA, KERALA

# COMPREHENSIVE RESULT ANALYSIS

2  
0  
2  
2  
-  
2  
0  
2  
3



# **COMPREHENSIVE RESULT ANALYSIS REPORT (2022 ADMISSION)**

IQAC Result Analysis Team of Christ College (Autonomous Irinjalakuda conducted result analysis of second semester (2022 admission) students. Each student internal and external marks are considered for the purpose of result analysis. This report provides a clear picture of a student's course wise analysis. It also suggests the area in which the result will be improved.

CRA also shows the relative progress of each and every student in the class. Highest marks scored, no of students passed or failed, average marks in each subject etc. The result analysis of 2022 admission shows majority of the students passed in all subjects.

## Sample copies

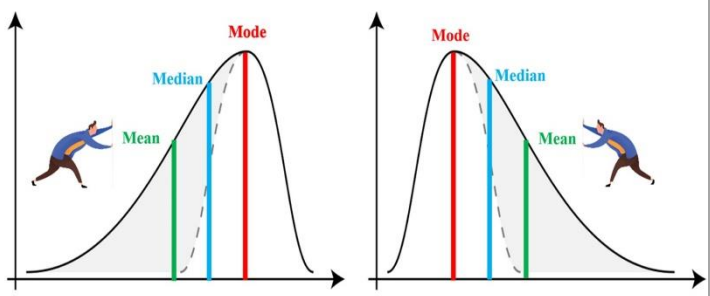
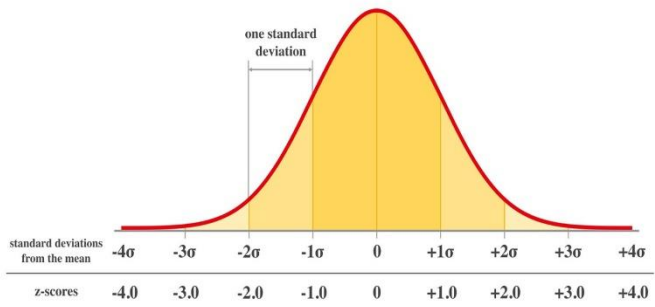
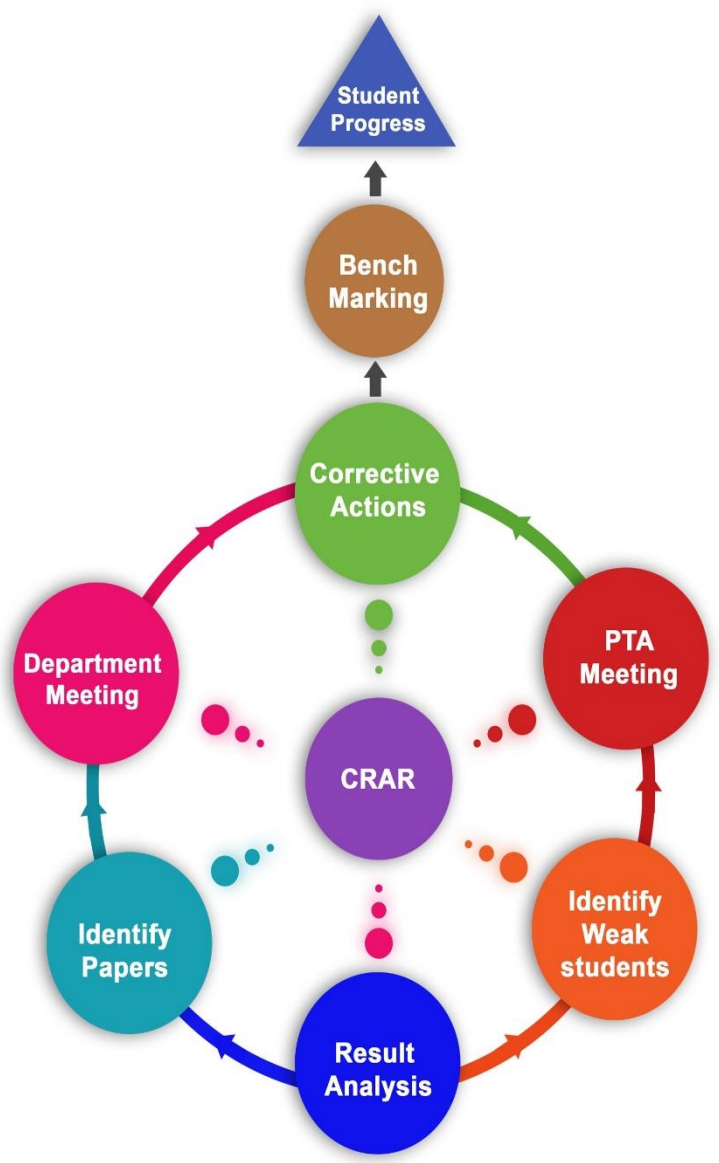
1. **BSc Food Technology**
2. **BA Malayalam**
3. **B Com Finance**
4. **B Com Finance A Batch**
5. **B Com Finance B Batch**
6. **B Com Taxation**
7. **BBA**
8. **BSc Psychology A Batch**
9. **BSc Psychology B Batch**
10. **BA Functional English**



**CHRIST**  
COLLEGE (AUTONOMOUS)  
IRINJALAKUDA, KERALA

**UNIQUE INITIATIVE- 2**  
**CHRIST OPENCOURSEWARE**

**IQAC,**  
**Christ College (Autonomous), Irinjalakuda**



## Table of Contents

<b>Introduction</b> .....	<b>6</b>
<b>Objectives</b> .....	<b>7</b>
<b>Methodology</b> .....	<b>7</b>
<b>Part A: Results of Class</b> .....	<b>7</b>
<b>Sample Reports</b> .....	<b>10</b>
<b>Outcomes</b> .....	<b>10</b>
<b>Glossary</b> .....	<b>11</b>
<b>Average (Mean)</b> .....	<b>11</b>
<b>Median</b> .....	<b>11</b>
<b>Skewness</b> .....	<b>11</b>
<b>Positive skewness</b> .....	<b>11</b>
<b>BCOM A</b> .....	<b>17</b>
<b>BCOM B</b> .....	<b>19</b>
<b>BCOM FINANCE</b> .....	<b>21</b>
<b>BCOM TAXATION</b> .....	<b>23</b>
<b>BA MALAYALAM</b> .....	<b>25</b>
<b>BBA</b> .....	<b>27</b>
<b>BSC FOOD TECHNOLOGY</b> .....	<b>29</b>
<b>BSC PSYCHOLOGY B</b> .....	<b>31</b>
<b>BSC PSYCHOLOGY A</b> .....	<b>33</b>
<b>FUNCTIONAL ENGLISH</b> .....	<b>35</b>

# CRAR (Comprehensive Result Analysis & Review)

## Introduction

**Results Analysis** helps to understand how students are learning, and how they **have** performed in each area of the programme. Result analysis report can be used to identify areas of strength and weakness of a student. It also reveals the quality of teaching and the areas to be focused. The detailed analysis of examination results was started from 2017 onwards.

Immediately after the publication of end semester results, the data analysis team downloads the result in excel format. Analysis is done using the excel templates. Reports are prepared and send to HoD/ Programme Coordinator for review and corrective actions. The reports are also presented in the IQAC meeting.

### ***Comprehensive result analysis:***

Detailed analysis of exam results is needed for effective corrective actions. A poor exam result may be due to several issues like a) Inadequate question paper b) Poor teacher performance c) Poor student performance to name a few. Digging the data and proper interpretation is essential to list out the reasons. The CRAR is a project initiated by IQAC to understand the real reason behind the exam results.

Reports generated from CRAR project report will enable the Head of the Department/Programme Coordinator to make additional efforts to upgrade the results.

## Objectives

- Identify / select courses in which students are showing weak performance
- Set benchmarks for each year for continuous growth
- Corrective measures for each paper
- Identify weakness of each student and take corrective measures
- Alert students about their performance and inform parents

## Methodology

All the calculations were done in Microsoft excel sheets. The master calculation sheet is shared to data analysis team who performs the calculations downloaded from ERP software.

Our result analysis consists of three parts

- Results of Class (Programme)
- Results of a course (paper)
- Results of Individual student

### Part A: Results of Class

This section of the report highlights the performance of any batch. Percentage of pass, grades give a rough idea about the performance of the batch



### RESULT ANALYSIS

2019 PASSED OUT STUDENTS (2016 ADMISSION YEAR) CHRIST COLLEGE (AUTONOMOUS), IRINJALAKUDA



GRADE DISTRIBUTION OF EACH PROGRAM

1. Grade and Pass Percentage of each program.

#### Part B: Results of a Course (Paper)

Following key factors are measured from results of each paper

- Pass Percentage
- Grade Distribution- No of students who gained different grades in each A+, A, B+,B etc.
- Mean, Median, Skewness, Std deviation of each course (paper)

The detailed analysis gives an idea of the course which is an outlier.

1. B.A. Economics

Part 1: Individual Student Result

Pass percentage: 83.05%

BA ECONOMICS												
REG NO	NAME	PLUS TWO	CC19UENG1A0 1	CC19UENG1A0 2	Second Language	CC19UECO180 1	CC19UHHIS100 1	TOTAL	RANK FIRST SEM	RANK PLUS TWO	RELATIVE PROGRESS	SIGNATURE
		69.60	54	68	85	85	70	362	8	47	39	
		53.58	57	54	62	49	56	278	29	58	29	
		69.80	50	66	78	62	64	320	18	46	28	
		83.75	59	62	68	79	74	342	14	35	21	
		89.33	45	52	85	86	80	348	10	26	16	
		88.83	57	56	75	76	71	335	16	28	12	
		87.92	46	54	70	73	74	317	19	30	11	
		92.60	63	66	72	88	81	370	4	14	10	
		92.00										

Fig. 2. Comprehensive analysis of a paper

The courses are selected statistically using the following criteria of Fail%, Skewness, Average marks, Std dev and Max. marks (of top performing student)

#### Targets

- Average marks greater than 70 with a negative skew
- Maximum marks above 85
- Standard deviation less than 18
- Pass percentage- above 80

#### Selection criteria

Papers were identified and selected to x, y, z categories based on the following table.



Selection criteria of courses					
Category	Fail %	skewness	Avg marks (%)	Std dev	Max marks (%)
z	>10	> + 0.5	<55	>18	<80
y	>10	> + 0.5	<55	>18	
x	>10	> + 0.5			

Fig 3. Selection criteria of courses

Remedial measures are suggested for statistically selected papers

Category	Actions
<b>z</b>	syllabus modifications
	additional crash course towards the beginning of exam
	make compulsory - answering of previous question papers
	special coaching to weak learners
<b>y</b>	make compulsory - answering of previous question papers
	special coaching to weak learners
<b>x</b>	special coaching to weak learners

Fig. 4 remedial measures for each paper

**Part C: Results of Individual Student**

Result of each student is analysed based on z-score and relative progress.

**z-SCORE analysis:**

The z-score of each student was calculated in all examinations to review the progress of student in each subject. This enables the mentor to identify the weakness of mentee and suggest corrective actions. HODs / Programme Coordinators can arrange remedial classes based on the z score. Class teachers can arrange Detailed analysis of exam results which gives the performance of the class in each subject.

Fig. 5 z- score table\*  
 \*Student names are masked

**Part 4: Z-score**

CLASS AVERAGE	46.9121807	48.56140351	52.82142857	55.80701754	58.59649123
	CC19UENG1A01 Credit : 3 IA Max - 15 ESE Max - 60	CC19UENG1A02 Credit : 3 IA Max - 15 ESE Max - 60	CC19UHN1A07(1) CredR : 4 IA Max - 20 ESE Max - 80	CC19UEC01B01 Credit : 5 IA Max - 20 ESE Max - 80	CC19UHS1C01 Credit : 4 IA Max - 20 ESE Max - 80
STUDENT NAME					
[Masked]	-2	6	11	5	0
[Masked]	19	11	14	13	13
[Masked]	2	-5	-11	-8	-5
[Masked]	6	13	10	12	7
[Masked]	-6	-2	-8	-2	-6
[Masked]	-1	4	3	7	9
[Masked]	9	5	5	8	7
[Masked]	10	7	12	9	12
[Masked]	-11	-13	-18	-16	-11
[Masked]	2	5	-2	-4	-8
[Masked]	6	0	5	-2	4
[Masked]	-4	3	2	-7	-4
[Masked]	-18	-24	2	-9	-9
[Masked]	16	-2	-16	-16	-11
[Masked]	#VALUE!	#VALUE!	#VALUE!	#VALUE!	#VALUE!
[Masked]	14	1	2	-1	0
[Masked]	-1	5	-16	-12	4
[Masked]	-24	-23	-23	-21	-22
[Masked]	8	-5	-13	5	-1
[Masked]	2	11	2	11	7
[Masked]	-11	-9	-12	-8	0

Relative progress:

The relative progress is measured comparing the semester rank with the plus two rank of the student.

This gives an idea on the relative progress of student with respect to his incoming quality.

Sample Reports

Sample reports are available in college e-repository

Outcomes

- The results were discussed with parents during the open house.
- Students who were showing a downward trend in academics were alerted.
- The results were discussed in the department meetings which resulted in corrective measures.
- Parents appreciated the result analysis in the PTA meeting as they are aware about students' progress in every year.

- Management offered fee concession and Pragathi Samman awards to students who show positive progression.
- The pass percentage of outgoing students are progressing.

## Glossary

### Average (Mean)

The **Arithmetic Mean** is the average of the numbers: a calculated "central" value of a set of numbers.

To calculate it:

- add up all the numbers,
- then divide by how many numbers there are.

### Median

The median is the middle number in a sorted, ascending or descending, list of numbers and can be more descriptive of that data set than the average.

The median is sometimes used as opposed to the mean when there are outliers in the sequence that might skew the average of the values.

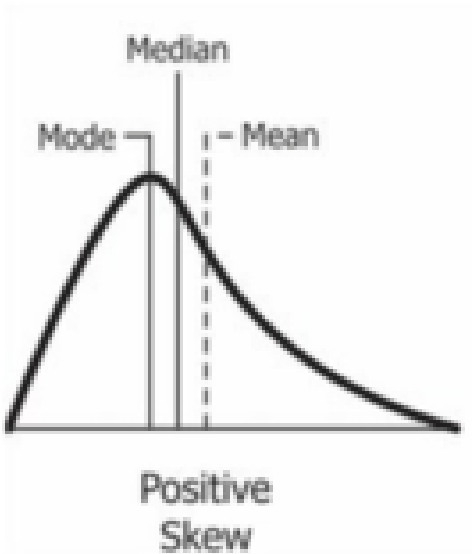
### Skewness

Skewness refers to distortion or asymmetry in a symmetrical bell curve, or normal distribution, in a set of data. If the curve is shifted to the left or to the right, it is said to be skewed.

Skewness can be quantified as a representation of the extent to which a given distribution varies from a normal distribution.

### Positive skewness

Mean (average) marks greater than median- a greater number of students are having less marks.

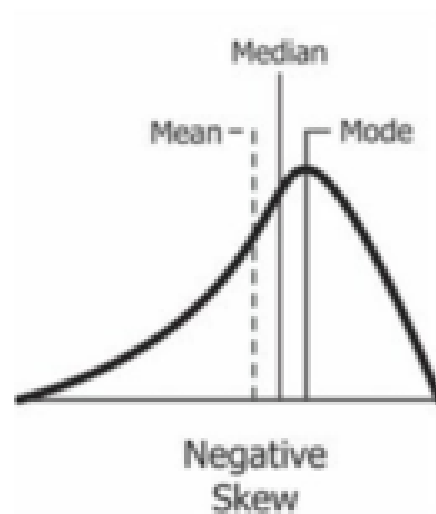


Positive skew values are not good

Negative skewness

Mean (average) marks less than median- a greater number of students are having high marks

Negative skew values are good



The value of the z-score tells you how many standard deviations you are away from the mean. If a z-score is equal to 0, it is on the mean. A positive z-score indicates the raw score is higher than the mean average. For example, if a z-score is equal to +1, it is 1 standard deviation above the mean.

$$Z = \frac{x - \mu}{\sigma}$$

Score (x), Mean (μ), SD (σ)

In the present report the calculated z score is multiplied by 10 for aesthetic purpose.

Students who show positive and negative z scores re highlighted for easy identification.

Example of analysis

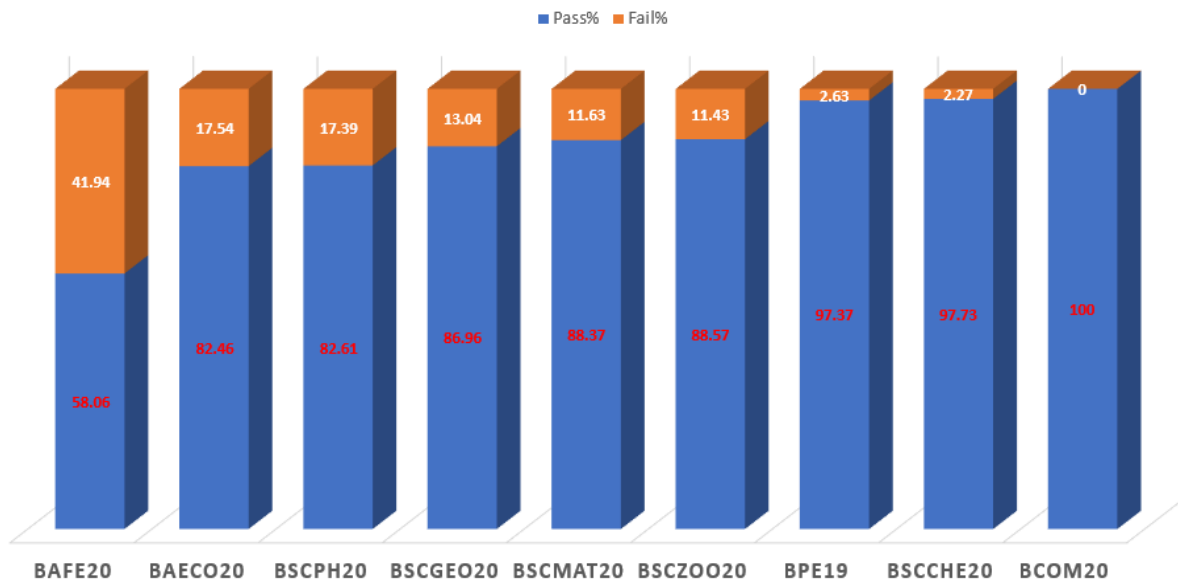
# CHRIST COLLEGE (AUTONOMOUS) IRINJALAKUDA



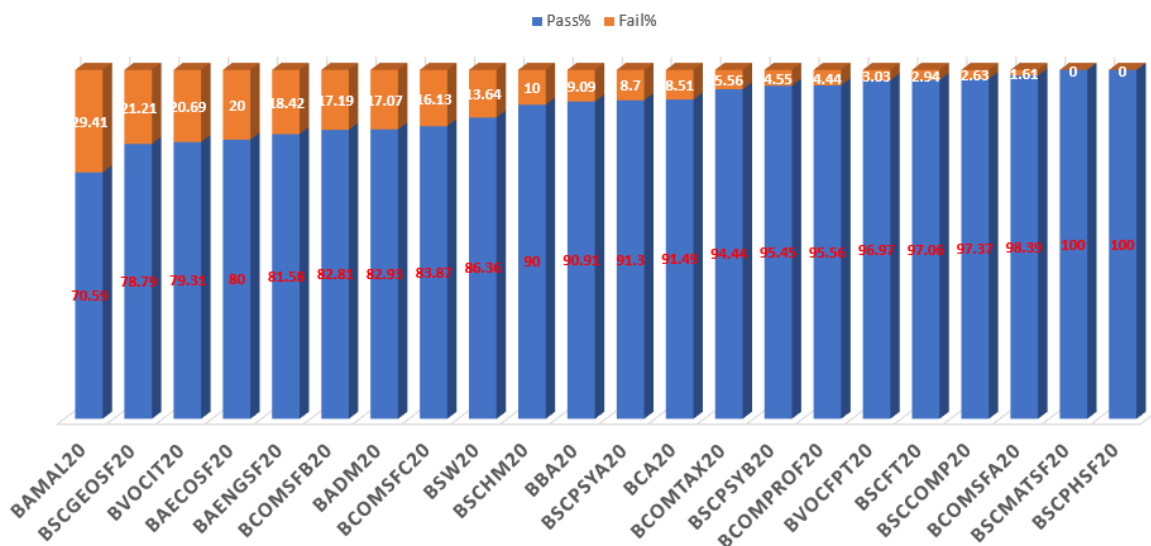
**CHRIST**  
COLLEGE (AUTONOMOUS)  
IRINJALAKUDA, KERALA  
Reaccredited by NAAC with 'A++' grade

## RESULT ANALYSIS

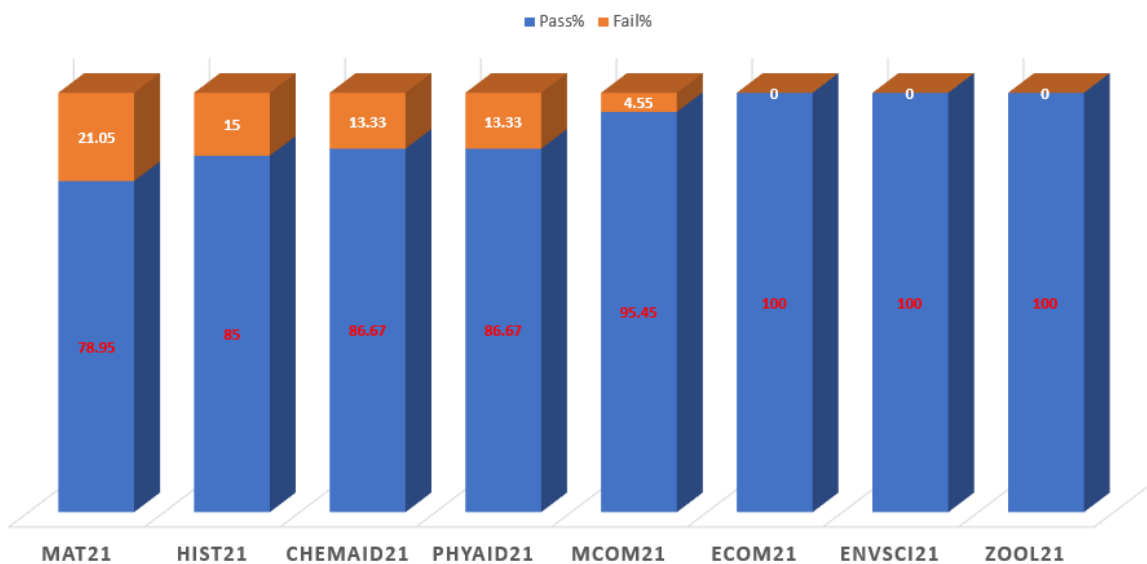
### UG AIDED RESULT



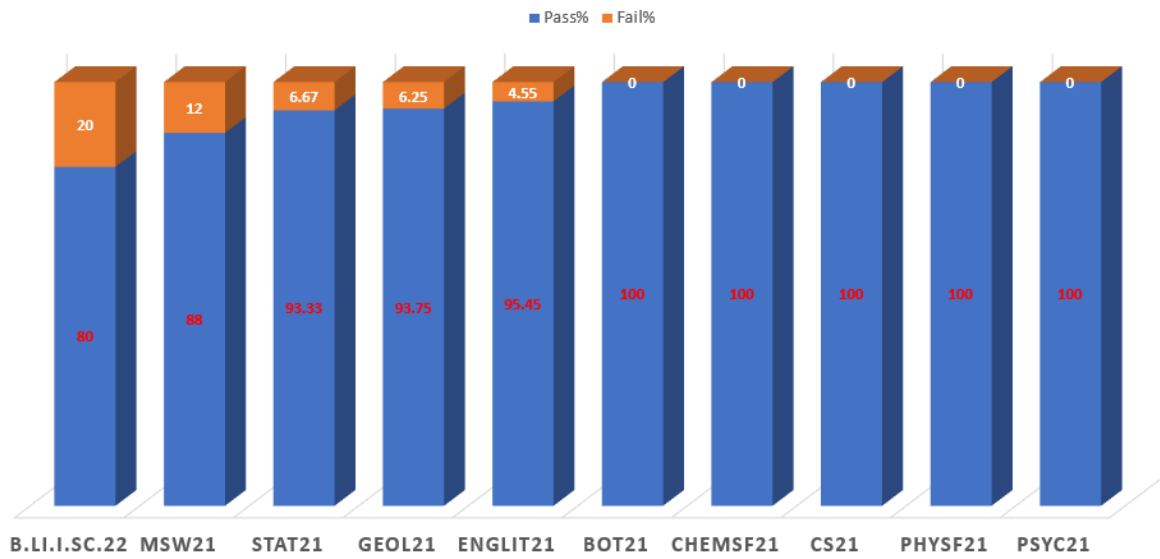
## UG UNAIDED RESULT



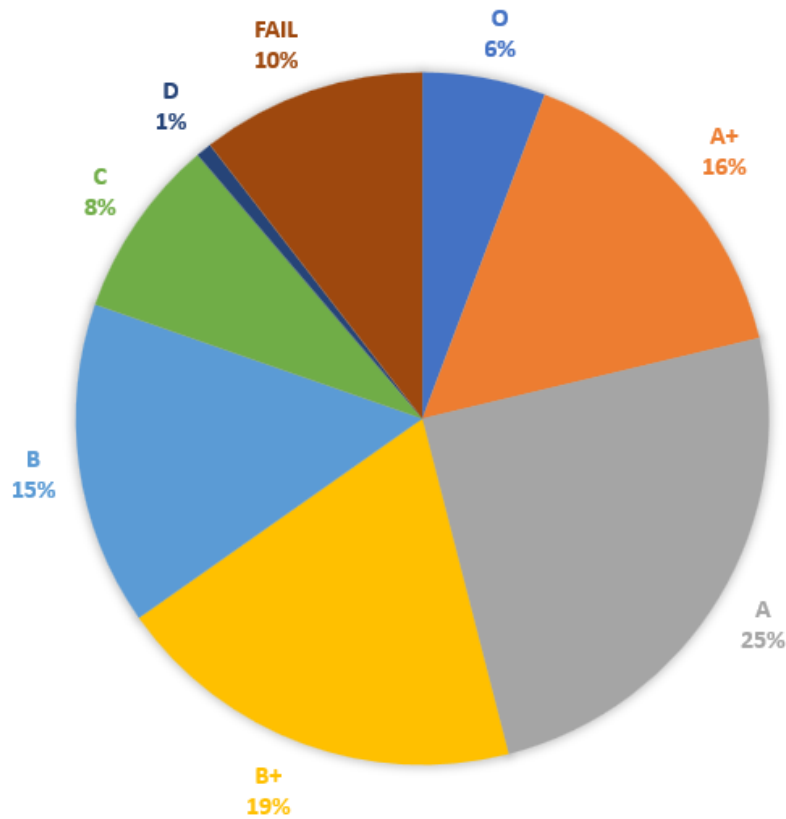
## PG AIDED RESULT



# PG UNAIDED RESULT

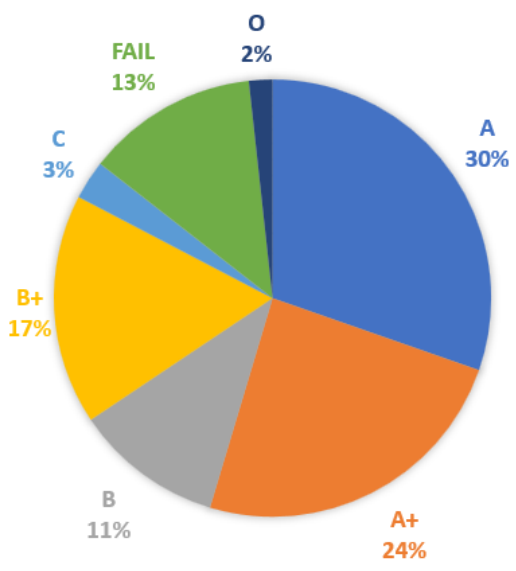


# Overall Grade Distribution

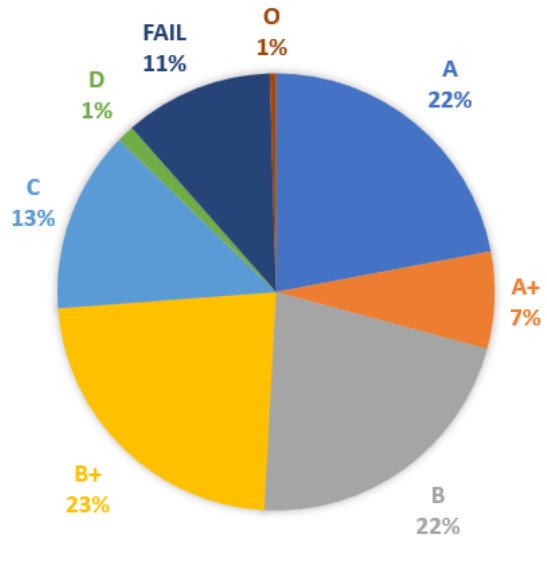




# Grade Distribution-UG

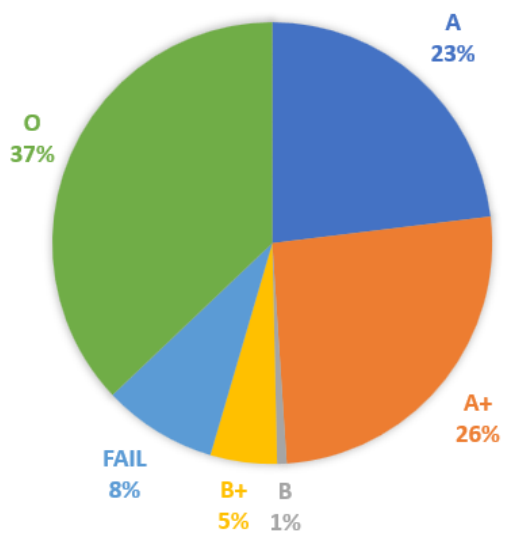


AIDED

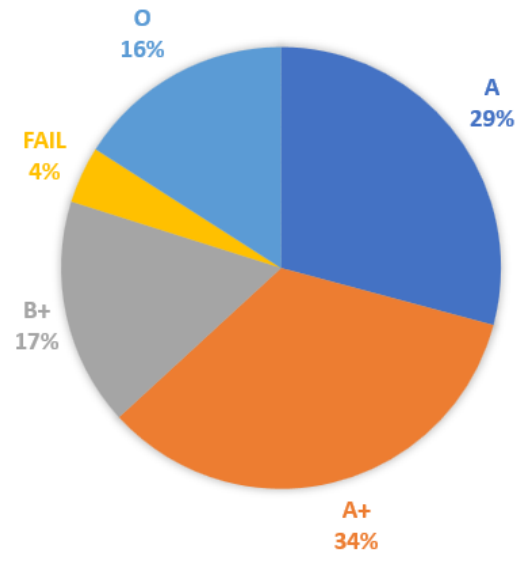


UNAIDED

# Grade Distribution-PG



AIDED



UNAIDED

# SUPPORTING FILES 2022-23

## BCOM A

Division	CC22UENG1A01	CC22UENG1A02	CC22UENG1A03	CC22UENG1A04	CC22UENG1A05	CC22UENG1A06	CC22UENG1A07	CC22UENG1A08	CC22UENG1A09	CC22UENG1A10
Average marks	44.29	39.71	56.81	55.65	52.26	59.66	62.65	55.36	55.05	57.45
Median	46.00	39.00	62.00	54.50	53.00	61.00	65.00	57.50	56.00	59.00
Skew	-0.56	0.18	-0.38	0.35	0.18	-0.54	-0.60	-0.39	-0.31	-0.41
Maximum marks	65.00	71.00	100.00	93.00	91.00	91.00	89.00	94.00	99.00	87.00
Std deviation	12.08	9.80	20.05	16.01	16.02	18.53	16.03	18.40	22.79	14.16
O	0	0	1	0	0	0	0	0	1	0
A+	1	2	3	2	2	4	5	2	5	1
A	9	0	7	8	5	12	11	8	9	5
B+	19	8	15	9	6	10	18	14	9	17
B	12	19	16	15	17	18	13	15	11	14
C	13	23	11	14	15	8	12	9	13	16
D	0	0	0	0	0	0	0	0	0	0
P	13	14	6	18	18	11	5	8	6	12
FAIL	2	3	10	3	6	6	5	13	15	4
total	69	69	69	69	69	69	69	69	69	69
Avg Internals	12.09	11.71	15.91	17.30	15.91	12.96	14.16	14.61	14.18	11.63

Courses	Average marks	Median	Skew	Maximum marks	Std deviation	A+	A	B	C	D	E	FAIL	total	Avg Internal marks
CC17UENG1A01	50.3	46	0.05	87	21.23	0	6	8	7	5	15	16	57	14.6
CC17UENG1A02	59.8	67	-0.73	88	21.34	0	10	11	10	5	6	15	57	14.2
Second Language	59.9	63	-0.64	86	17.93	0	9	10	11	10	6	11	57	14.9
CC15UDMENG1B01	51.0	53	-0.09	85	21.77	0	4	12	7	6	10	18	57	13.8
CC15UHYD1B01	54.1	60	-0.50	88	21.75	0	5	10	12	5	7	18	57	13.0
CC17UENG2A03	53.4	57	-0.36	78	16.81	0	0	10	14	6	10	10	50	13.3
CC17UENG2A04	59.0	60	-0.19	89	18.67	0	10	8	8	8	10	6	50	14.3
Second Language	55.2	57	-0.20	87	16.47	0	3	8	12	7	13	7	50	13.9
CC15UDMENG2B01	53.1	54	-0.08	85	17.42	0	2	9	11	5	15	8	50	14.4
CC15UHYD2B02	48.9	53	-0.14	79	18.03	0	0	9	5	13	11	12	50	13.5
CC17UENG3A05	65.5	70	-0.69	88	17.95	0	12	10	5	5	7	13	52	13.5
Second Language	55.4	59.5	-0.42	89	17.37	0	2	9	15	9	10	7	52	12.9
CC15UDMENG3B01	62.8	68.5	-0.86	85	18.25	0	12	13	8	5	10	4	52	13.4
CC15UDMENG3B02	64.2	70	-0.85	88	15.49	0	6	17	6	7	5	11	52	13.6
CC15UHYD3B03	48.9	50	-0.44	84	18.10	0	2	3	13	9	13	12	52	14.9
CC17UENG4A06	59.1	66	-0.89	85	19.69	0	4	19	4	5	10	7	49	13.1
Second Language	54.9	58	-0.70	90	17.11	1	2	6	13	12	9	6	49	11.6
CC15UDMENG4B01	51.9	58	-0.68	85	21.31	0	3	8	12	7	10	9	49	12.5
CC15UDMHYD4B04	53.6	60	-0.65	84	22.53	0	6	7	13	3	9	11	49	14.9
CC15UDMHYD4B05	59.4	65	-0.88	87	21.35	0	12	7	9	6	7	8	49	14.6
CC15UDMENG5B01	61.6	63	-0.73	82	15.00	0	4	14	9	7	10	2	46	11.7
CC15UDMENG5B02	53.2	56	-0.58	82	17.74	0	1	9	10	9	10	7	46	9.7
CC15UHYD5B06	45.9	45	-0.21	80	15.31	0	1	3	2	13	17	10	46	10.1
CC15UHYD5B07	48.6	50	-0.24	81	19.14	0	2	5	7	9	10	13	46	11.0
Open Course	31.2	32	-1.02	43	7.46	0	3	15	12	7	6	3	46	6.4
CC15UDMENG6B01	52.5	54	-0.74	80	18.67	0	1	5	13	10	9	6	44	9.5
CC15UDMHYD6B08	54.2	53	-0.21	80	12.98	0	1	5	12	10	15	1	44	13.2
CC15UDMHYD6B09	51.1	50	-0.63	80	12.61	0	1	1	12	9	19	2	44	10.9
CC15UDMENG6E01	64.0	68	-0.50	86	15.19	0	8	13	4	9	9	1	44	11.1
CC15UDMENG6B06(Pr)	36.5	37	-0.14	46	5.40	3	9	19	6	7	0	0	44	7.2
CC15UDMHYD6B10 (Pr)	36.5	36	-0.09	43	3.48	0	10	21	12	1	0	0	44	6.3

# BCOM B

Division	CC22UENG1A01	CC22UENG1A02	SECOND LANGUAGE	CC19UBCM1B01	CC19UBCM1C01	CC22UENG2A03	CC22UENG2A04	SECOND LANGUAGE2	CC19UBCM2B02	CC19UBCM2C02
Average marks	49.99	50.66	60.82	59.84	65.25	65.84	58.46	60.00	47.66	55.82
Median	53.00	51.00	63.00	61.50	67.00	65.00	60.00	62.00	51.00	57.00
Skew	-0.78	-1.03	-0.54	-0.05	-0.68	-0.31	-0.38	-0.60	-0.23	-0.19
Maximum marks	71.00	71.00	98.00	91.00	88.00	94.00	88.00	90.00	83.00	86.00
Std deviation	11.94	9.29	15.10	15.95	14.15	16.15	16.06	16.78	18.93	13.75
O	0	0	0	0	0	0	0	0	0	0
A+	7	2	1	6	3	12	3	4	0	1
A	15	20	11	8	18	12	6	11	3	4
B+	19	21	15	11	19	11	17	14	14	16
B	10	17	20	20	13	17	16	15	9	16
C	11	6	10	8	9	8	11	12	14	14
D	0	0	0	0	0	0	0	0	0	0
P	5	1	9	13	5	6	11	8	12	15
FAIL	1	1	1	2	1	2	4	4	16	2
total	68	68	67	68	68	68	68	68	68	68
Avg Internals	12.19	11.71	16.03	18.62	18.10	15.13	14.90	15.82	12.90	17.16

Courses	Average marks	Median	Skew	Maximum marks	Std deviation	A+	A	B	C	D	E	FAIL	total	Avg Internal marks
CC17UENG1A01	50.3	46	0.05	87	21.23	0	6	8	7	5	15	16	57	14.6
CC17UENG1A02	59.8	67	-0.73	88	21.34	0	10	11	10	5	6	15	57	14.2
Second Language	59.9	63	-0.64	86	17.93	0	9	10	11	10	6	11	57	14.9
CC15UDMENG1B01	51.0	53	-0.09	85	21.77	0	4	12	7	6	10	18	57	13.8
CC15UHYD1B01	54.1	60	-0.50	88	21.75	0	5	10	12	5	7	18	57	13.0
CC17UENG2A03	53.4	57	-0.36	78	16.81	0	0	10	14	6	10	10	50	13.3
CC17UENG2A04	59.0	60	-0.19	89	18.67	0	10	8	8	8	10	6	50	14.3
Second Language	55.2	57	-0.20	87	16.47	0	3	8	12	7	13	7	50	13.9
CC15UDMENG2B01	53.1	54	-0.08	85	17.42	0	2	9	11	5	15	8	50	14.4
CC15UHYD2B02	48.9	53	-0.14	79	18.03	0	0	9	5	13	11	12	50	13.5
CC17UENG3A05	65.5	70	-0.69	88	17.95	0	12	10	5	5	7	13	52	13.5
Second Language	55.4	59.5	-0.42	89	17.37	0	2	9	15	9	10	7	52	12.9
CC15UDMENG3B01	62.8	68.5	-0.86	85	18.25	0	12	13	8	5	10	4	52	13.4
CC15UDMENG3B02	64.2	70	-0.85	88	15.49	0	6	17	6	7	5	11	52	13.6
CC15UHYD3B03	48.9	50	-0.44	84	18.10	0	2	3	13	9	13	12	52	14.9
CC17UENG4A06	59.1	66	-0.89	85	19.69	0	4	19	4	5	10	7	49	13.1
Second Language	54.9	58	-0.70	90	17.11	1	2	6	13	12	9	6	49	11.6
CC15UDMENG4B01	51.9	58	-0.68	85	21.31	0	3	8	12	7	10	9	49	12.5
CC15UDMHYD4B04	53.6	60	-0.65	84	22.53	0	6	7	13	3	9	11	49	14.9
CC15UDMHYD4B05	59.4	65	-0.88	87	21.35	0	12	7	9	6	7	8	49	14.6
CC15UDMENG5B01	61.6	63	-0.73	82	15.00	0	4	14	9	7	10	2	46	11.7
CC15UDMENG5B02	53.2	56	-0.58	82	17.74	0	1	9	10	9	10	7	46	9.7
CC15UHYD5B06	45.9	45	-0.21	80	15.31	0	1	3	2	13	17	10	46	10.1
CC15UHYD5B07	48.6	50	-0.24	81	19.14	0	2	5	7	9	10	13	46	11.0
Open Course	31.2	32	-1.02	43	7.46	0	3	15	12	7	6	3	46	6.4
CC15UDMENG6B01	52.5	54	-0.74	80	18.67	0	1	5	13	10	9	6	44	9.5
CC15UDMHYD6B08	54.2	53	-0.21	80	12.98	0	1	5	12	10	15	1	44	13.2
CC15UDMHYD6B09	51.1	50	-0.63	80	12.61	0	1	1	12	9	19	2	44	10.9
CC15UDMENG6E01	64.0	68	-0.50	86	15.19	0	8	13	4	9	9	1	44	11.1
CC15UDMENG6B06(Pr)	36.5	37	-0.14	46	5.40	3	9	19	6	7	0	0	44	7.2
CC15UDMHYD6B10 (Pr)	36.5	36	-0.09	43	3.48	0	10	21	12	1	0	0	44	6.3

# BCOM FINANCE

Division	CC22UENG1A01	CC22UENG1A02	SECOND LANGUAGE	CC19UBCM1B01	CC19UBCM1C01	CC22UENG2A03	CC22UENG2A04	SECOND LANGUAGE2	CC19UBCM2B02	CC19UBCM2C02
Average marks	60.31	55.82	74.65	72.18	72.00	78.54	72.36	78.98	70.03	71.34
Median	63.00	57.50	76.50	72.50	73.00	82.00	73.00	81.00	73.00	73.00
Skew	-1.40	-0.69	-0.73	-0.50	-0.54	-1.10	-0.43	-0.64	-0.29	-0.54
Maximum marks	72.00	70.00	94.00	98.00	92.00	97.00	91.00	98.00	99.00	93.00
Std deviation	7.94	8.71	12.27	15.40	14.65	13.69	14.22	10.93	15.41	14.58
O	1.00	0.00	0.00	2.00	0.00	2.00	0.00	3.00	4.00	0.00
A+	26.00	11.00	15.00	15.00	19.00	24.00	17.00	18.00	6.00	14.00
A	21.00	21.00	20.00	11.00	11.00	18.00	13.00	24.00	16.00	12.00
B+	10.00	18.00	12.00	17.00	12.00	9.00	12.00	7.00	12.00	17.00
B	1.00	7.00	12.00	9.00	14.00	1.00	10.00	8.00	14.00	10.00
C	3.00	4.00	2.00	4.00	3.00	6.00	7.00	1.00	7.00	4.00
D	0.00	0.00	0.00	0.00	0.00	0.00	0.00	0.00	0.00	0.00
P	0.00	1.00	1.00	4.00	3.00	1.00	2.00	0.00	1.00	4.00
FAIL	0.00	0.00	0.00	0.00	0.00	1.00	1.00	1.00	2.00	1.00
total	62.00	62.00	62.00	62.00	62.00	62.00	62.00	62.00	62.00	62.00
Avg Internals	13.81	14.19	17.92	19.13	17.94	16.47	16.56	17.47	18.63	18.92

Courses	Average marks	Median	Skew	Maximum marks	Std deviation	A+	A	B	C	D	E	FAIL	total	Avg Internal marks
CC17UENG1A01	50.3	46	0.05	87	21.23	0	6	8	7	5	15	16	57	14.6
CC17UENG1A02	59.8	67	-0.73	88	21.34	0	10	11	10	5	6	15	57	14.2
Second Language	59.9	63	-0.64	86	17.93	0	9	10	11	10	6	11	57	14.9
CC15UDMENG1B01	51.0	53	-0.09	85	21.77	0	4	12	7	6	10	18	57	13.8
CC15UHYD1B01	54.1	60	-0.50	88	21.75	0	5	10	12	5	7	18	57	13.0
CC17UENG2A03	53.4	57	-0.36	78	16.81	0	0	10	14	6	10	10	50	13.3
CC17UENG2A04	59.0	60	-0.19	89	18.67	0	10	8	8	8	10	6	50	14.3
Second Language	55.2	57	-0.20	87	16.47	0	3	8	12	7	13	7	50	13.9
CC15UDMENG2B01	53.1	54	-0.08	85	17.42	0	2	9	11	5	15	8	50	14.4
CC15UHYD2B02	48.9	53	-0.14	79	18.03	0	0	9	5	13	11	12	50	13.5
CC17UENG3A05	65.5	70	-0.69	88	17.95	0	12	10	5	5	7	13	52	13.5
Second Language	55.4	59.5	-0.42	89	17.37	0	2	9	15	9	10	7	52	12.9
CC15UDMENG3B01	62.8	68.5	-0.86	85	18.25	0	12	13	8	5	10	4	52	13.4
CC15UDMENG3B02	64.2	70	-0.85	88	15.49	0	6	17	6	7	5	11	52	13.6
CC15UHYD3B03	48.9	50	-0.44	84	18.10	0	2	3	13	9	13	12	52	14.9
CC17UENG4A06	59.1	66	-0.89	85	19.69	0	4	19	4	5	10	7	49	13.1
Second Language	54.9	58	-0.70	90	17.11	1	2	6	13	12	9	6	49	11.6
CC15UDMENG4B01	51.9	58	-0.68	85	21.31	0	3	8	12	7	10	9	49	12.5
CC15UDMHYD4B04	53.6	60	-0.65	84	22.53	0	6	7	13	3	9	11	49	14.9
CC15UDMHYD4B05	59.4	65	-0.88	87	21.35	0	12	7	9	6	7	8	49	14.6
CC15UDMENG5B01	61.6	63	-0.73	82	15.00	0	4	14	9	7	10	2	46	11.7
CC15UDMENG5B02	53.2	56	-0.58	82	17.74	0	1	9	10	9	10	7	46	9.7
CC15UHYD5B06	45.9	45	-0.21	80	15.31	0	1	3	2	13	17	10	46	10.1
CC15UHYD5B07	48.6	50	-0.24	81	19.14	0	2	5	7	9	10	13	46	11.0
Open Course	31.2	32	-1.02	43	7.46	0	3	15	12	7	6	3	46	6.4
CC15UDMENG6B01	52.5	54	-0.74	80	18.67	0	1	5	13	10	9	6	44	9.5
CC15UDMHYD6B08	54.2	53	-0.21	80	12.98	0	1	5	12	10	15	1	44	13.2
CC15UDMHYD6B09	51.1	50	-0.63	80	12.61	0	1	1	12	9	19	2	44	10.9
CC15UDMENG6E01	64.0	68	-0.50	86	15.19	0	8	13	4	9	9	1	44	11.1
CC15UDMENG6B06(Pr)	36.5	37	-0.14	46	5.40	3	9	19	6	7	0	0	44	7.2
CC15UDMHYD6B10 (Pr)	36.5	36	-0.09	43	3.48	0	10	21	12	1	0	0	44	6.3



# BCOM TAXATION

Division	CC22UENG1A01	CC22UENG1A02	CC22UENG1A03	CC22UENG1A04	CC22UENG1A05	CC22UENG1A06	CC22UENG1A07	CC22UENG1A08	CC22UENG1A09	CC22UENG1A10
Average marks	48.12	50.25	62.84	59.15	55.85	71.24	65.12	59.48	54.83	52.79
Median	48.00	51.00	64.00	58.00	55.00	73.50	66.00	59.00	53.00	49.50
Skew	-0.23	-0.39	-0.39	0.33	0.37	-1.06	-0.04	-0.22	0.72	0.58
Maximum marks	67.00	65.00	99.00	97.00	94.00	91.00	91.00	94.00	94.00	91.00
Std deviation	9.03	8.20	16.26	14.50	14.43	12.53	12.83	16.42	13.61	14.67
O	0.00	0.00	3.00	1.00	0.00	0.00	0.00	0.00	0.00	0.00
A+	4.00	3.00	1.00	3.00	2.00	8.00	5.00	4.00	3.00	2.00
A	6.00	11.00	11.00	5.00	5.00	22.00	11.00	8.00	1.00	5.00
B+	23.00	26.00	14.00	11.00	9.00	18.00	18.00	15.00	11.00	5.00
B	19.00	17.00	21.00	21.00	18.00	13.00	17.00	15.00	11.00	15.00
C	11.00	8.00	8.00	20.00	17.00	3.00	11.00	11.00	28.00	20.00
D	0.00	0.00	0.00	0.00	0.00	0.00	0.00	0.00	0.00	0.00
P	4.00	2.00	7.00	5.00	15.00	1.00	3.00	10.00	11.00	17.00
FAIL	1.00	1.00	3.00	2.00	2.00	3.00	3.00	5.00	3.00	4.00
total	68.00	68.00	68.00	68.00	68.00	68.00	68.00	68.00	68.00	68.00
Avg Internals	12.76	12.29	16.34	17.15	13.87	17.05	16.30	16.20	17.86	13.53

Courses	Average marks	Median	Skew	Maximum	Std deviation	A+	A	B	C	D	E	FAIL	total	Avg Internal marks
CC17UENG1A01	50.3	46	0.05	87	21.23	0	6	8	7	5	15	16	57	14.6
CC17UENG1A02	59.8	67	-0.73	88	21.34	0	10	11	10	5	6	15	57	14.2
Second Language	59.9	63	-0.64	86	17.93	0	9	10	11	10	6	11	57	14.9
CC15UDMENG1B01	51.0	53	-0.09	85	21.77	0	4	12	7	6	10	18	57	13.8
CC15UHYD1B01	54.1	60	-0.50	88	21.75	0	5	10	12	5	7	18	57	13.0
CC17UENG2A03	53.4	57	-0.36	78	16.81	0	0	10	14	6	10	10	50	13.3
CC17UENG2A04	59.0	60	-0.19	89	18.67	0	10	8	8	8	10	6	50	14.3
Second Language	55.2	57	-0.20	87	16.47	0	3	8	12	7	13	7	50	13.9
CC15UDMENG2B01	53.1	54	-0.08	85	17.42	0	2	9	11	5	15	8	50	14.4
CC15UHYD2B02	48.9	53	-0.14	79	18.03	0	0	9	5	13	11	12	50	13.5
CC17UENG3A05	65.5	70	-0.69	88	17.95	0	12	10	5	5	7	13	52	13.5
Second Language	55.4	59. 5	-0.42	89	17.37	0	2	9	15	9	10	7	52	12.9
CC15UDMENG3B01	62.8	68. 5	-0.86	85	18.25	0	12	13	8	5	10	4	52	13.4
CC15UDMENG3B02	64.2	70	-0.85	88	15.49	0	6	17	6	7	5	11	52	13.6
CC15UHYD3B03	48.9	50	-0.44	84	18.10	0	2	3	13	9	13	12	52	14.9
CC17UENG4A06	59.1	66	-0.89	85	19.69	0	4	19	4	5	10	7	49	13.1
Second Language	54.9	58	-0.70	90	17.11	1	2	6	13	12	9	6	49	11.6
CC15UDMENG4B01	51.9	58	-0.68	85	21.31	0	3	8	12	7	10	9	49	12.5
CC15UDMHYD4B04	53.6	60	-0.65	84	22.53	0	6	7	13	3	9	11	49	14.9
CC15UDMHYD4B05	59.4	65	-0.88	87	21.35	0	12	7	9	6	7	8	49	14.6
CC15UDMENG5B01	61.6	63	-0.73	82	15.00	0	4	14	9	7	10	2	46	11.7
CC15UDMENG5B02	53.2	56	-0.58	82	17.74	0	1	9	10	9	10	7	46	9.7
CC15UHYD5B06	45.9	45	-0.21	80	15.31	0	1	3	2	13	17	10	46	10.1
CC15UHYD5B07	48.6	50	-0.24	81	19.14	0	2	5	7	9	10	13	46	11.0
Open Course	31.2	32	-1.02	43	7.46	0	3	15	12	7	6	3	46	6.4
CC15UDMENG6B01	52.5	54	-0.74	80	18.67	0	1	5	13	10	9	6	44	9.5
CC15UDMHYD6B08	54.2	53	-0.21	80	12.98	0	1	5	12	10	15	1	44	13.2
CC15UDMHYD6B09	51.1	50	-0.63	80	12.61	0	1	1	12	9	19	2	44	10.9
CC15UDMENG6E01	64.0	68	-0.50	86	15.19	0	8	13	4	9	9	1	44	11.1
CC15UDMENG6B06(Pr)	36.5	37	-0.14	46	5.40	3	9	19	6	7	0	0	44	7.2
CC15UDMHYD6B10 (Pr)	36.5	36	-0.09	43	3.48	0	10	21	12	1	0	0	44	6.3

# BA MALAYALAM

Division	CC22UENG1A01	CC22UENG1A02	CC22UENG1A03	CC22UENG1A04	CC22UENG1A05	CC22UENG1A06	CC22UENG1A07	CC22UENG1A08	CC22UENG1A09	CC22UENG1A10
Average marks	19.61	20.52	62.88	44.94	44.94	30.38	24.90	49.67	33.20	38.73
Median	18.00	19.00	63.00	44.50	44.50	25.50	20.00	48.00	35.00	39.50
Skew	0.33	0.17	-0.30	-0.37	-0.37	0.70	1.50	-0.07	-0.03	-0.14
Maximum marks	41.00	37.00	90.00	68.00	68.00	64.00	61.00	79.00	57.00	67.00
Std deviation	9.06	7.27	15.16	12.39	12.39	12.45	12.84	16.67	12.38	13.41
O	0.00	0.00	0.00	0.00	0.00	0.00	0.00	0.00	0.00	0.00
A+	0.00	0.00	3.00	0.00	1.00	0.00	0.00	0.00	0.00	0.00
A	0.00	0.00	4.00	0.00	2.00	0.00	0.00	3.00	0.00	0.00
B+	0.00	0.00	12.00	2.00	3.00	0.00	0.00	5.00	0.00	1.00
B	0.00	0.00	9.00	3.00	1.00	3.00	2.00	8.00	1.00	2.00
C	2.00	2.00	5.00	13.00	5.00	1.00	1.00	7.00	8.00	13.00
D	0.00	0.00	0.00	0.00	0.00	0.00	0.00	0.00	0.00	0.00
P	11.00	13.00	2.00	14.00	12.00	15.00	7.00	11.00	16.00	14.00
FAIL	32.00	30.00	10.00	13.00	21.00	26.00	35.00	11.00	20.00	15.00
total	45.00	45.00	45.00	45.00	45.00	45.00	45.00	45.00	45.00	45.00
Avg Internals	11.37	12.10	15.89	16.40	16.02	14.43	14.20	14.98	15.53	13.90

Courses	Average marks	Median	Skew	Maximum	Std deviation	A+	A	B	C	D	E	FAIL	total	Avg Internal marks
CC17UENG1A01	50.3	46	0.05	87	21.23	0	6	8	7	5	15	16	57	14.6
CC17UENG1A02	59.8	67	-0.73	88	21.34	0	10	11	10	5	6	15	57	14.2
Second Language	59.9	63	-0.64	86	17.93	0	9	10	11	10	6	11	57	14.9
CC15UDMENG1B01	51.0	53	-0.09	85	21.77	0	4	12	7	6	10	18	57	13.8
CC15UHYD1B01	54.1	60	-0.50	88	21.75	0	5	10	12	5	7	18	57	13.0
CC17UENG2A03	53.4	57	-0.36	78	16.81	0	0	10	14	6	10	10	50	13.3
CC17UENG2A04	59.0	60	-0.19	89	18.67	0	10	8	8	8	10	6	50	14.3
Second Language	55.2	57	-0.20	87	16.47	0	3	8	12	7	13	7	50	13.9
CC15UDMENG2B01	53.1	54	-0.08	85	17.42	0	2	9	11	5	15	8	50	14.4
CC15UHYD2B02	48.9	53	-0.14	79	18.03	0	0	9	5	13	11	12	50	13.5
CC17UENG3A05	65.5	70	-0.69	88	17.95	0	12	10	5	5	7	13	52	13.5
Second Language	55.4	59.5	-0.42	89	17.37	0	2	9	15	9	10	7	52	12.9
CC15UDMENG3B01	62.8	68.5	-0.86	85	18.25	0	12	13	8	5	10	4	52	13.4
CC15UDMENG3B02	64.2	70	-0.85	88	15.49	0	6	17	6	7	5	11	52	13.6
CC15UHYD3B03	48.9	50	-0.44	84	18.10	0	2	3	13	9	13	12	52	14.9
CC17UENG4A06	59.1	66	-0.89	85	19.69	0	4	19	4	5	10	7	49	13.1
Second Language	54.9	58	-0.70	90	17.11	1	2	6	13	12	9	6	49	11.6
CC15UDMENG4B01	51.9	58	-0.68	85	21.31	0	3	8	12	7	10	9	49	12.5
CC15UDMHYD4B04	53.6	60	-0.65	84	22.53	0	6	7	13	3	9	11	49	14.9
CC15UDMHYD4B05	59.4	65	-0.88	87	21.35	0	12	7	9	6	7	8	49	14.6
CC15UDMENG5B01	61.6	63	-0.73	82	15.00	0	4	14	9	7	10	2	46	11.7
CC15UDMENG5B02	53.2	56	-0.58	82	17.74	0	1	9	10	9	10	7	46	9.7
CC15UHYD5B06	45.9	45	-0.21	80	15.31	0	1	3	2	13	17	10	46	10.1
CC15UHYD5B07	48.6	50	-0.24	81	19.14	0	2	5	7	9	10	13	46	11.0
Open Course	31.2	32	-1.02	43	7.46	0	3	15	12	7	6	3	46	6.4
CC15UDMENG6B01	52.5	54	-0.74	80	18.67	0	1	5	13	10	9	6	44	9.5
CC15UDMHYD6B08	54.2	53	-0.21	80	12.98	0	1	5	12	10	15	1	44	13.2
CC15UDMHYD6B09	51.1	50	-0.63	80	12.61	0	1	1	12	9	19	2	44	10.9
CC15UDMENG6E01	64.0	68	-0.50	86	15.19	0	8	13	4	9	9	1	44	11.1
CC15UDMENG6B06(Pr)	36.5	37	-0.14	46	5.40	3	9	19	6	7	0	0	44	7.2
CC15UDMHYD6B10 (Pr)	36.5	36	-0.09	43	3.48	0	10	21	12	1	0	0	44	6.3

# BBA

Division	CC22UENG1A01	CC22UENG1A02	CC22UENG1A03	CC22UENG1A04	CC22UENG1A05	CC22UENG1A06	CC22UENG1A07	CC22UENG1A08	CC22UENG1A09	CC22UENG1A10
Average marks	45.06	38.63	54.37	55.15	55.86	57.49	57.03	54.06	48.68	59.34
Median	47.00	38.00	53.00	52.00	54.50	60.00	59.00	55.50	47.00	59.00
Skew	-0.38	-0.07	-0.16	0.27	0.22	-0.31	-0.75	-0.11	0.39	-0.48
Maximum marks	67.00	58.00	87.00	94.00	98.00	93.00	90.00	91.00	95.00	96.00
Std deviation	11.49	9.09	17.13	17.88	16.81	21.30	18.51	19.38	18.16	15.83
O	0.00	0.00	0.00	0.00	1.00	0.00	0.00	0.00	1.00	1.00
A+	3.00	0.00	2.00	4.00	2.00	9.00	3.00	4.00	1.00	2.00
A	7.00	1.00	6.00	9.00	9.00	7.00	5.00	6.00	3.00	9.00
B+	20.00	8.00	14.00	7.00	10.00	11.00	15.00	15.00	13.00	14.00
B	13.00	16.00	11.00	11.00	11.00	13.00	19.00	9.00	4.00	18.00
C	12.00	21.00	14.00	14.00	16.00	6.00	11.00	8.00	13.00	12.00
D	0.00	0.00	0.00	0.00	0.00	0.00	0.00	0.00	0.00	0.00
P	9.00	19.00	13.00	18.00	14.00	16.00	8.00	15.00	19.00	8.00
FAIL	4.00	3.00	8.00	5.00	5.00	6.00	7.00	11.00	14.00	4.00
total	68.00	68.00	68.00	68.00	68.00	68.00	68.00	68.00	68.00	68.00
Avg Internals	11.87	10.97	14.72	14.28	16.51	14.26	14.31	14.54	15.40	14.26

Courses	Average marks	Median	Skew	Maximum	Std deviation	A+	A	B	C	D	E	FAIL	total	Avg Internal marks
CC17UENG1A01	50.3	46	-0.05	87	21.23	0	6	8	7	5	15	16	57	14.6
SCC17UENG1A02	59.8	67	-0.73	88	21.34	0	10	11	10	5	6	15	57	14.2
Second Language	59.9	63	-0.64	86	17.93	0	9	10	11	10	6	11	57	14.9
CC15UDMENG1B01	51.0	53	-0.09	85	21.77	0	4	12	7	6	10	18	57	13.8
CC15UHYD1B01	54.1	60	-0.50	88	21.75	0	5	10	12	5	7	18	57	13.0
CC17UENG2A03	53.4	57	-0.36	78	16.81	0	0	10	14	6	10	10	50	13.3
CC17UENG2A04	59.0	60	-0.19	89	18.67	0	10	8	8	8	10	6	50	14.3
Second Language	55.2	57	-0.20	87	16.47	0	3	8	12	7	13	7	50	13.9
CC15UDMENG2B01	53.1	54	-0.08	85	17.42	0	2	9	11	5	15	8	50	14.4
CC15UHYD2B02	48.9	53	-0.14	79	18.03	0	0	9	5	13	11	12	50	13.5
CC17UENG3A05	65.5	70	-0.69	88	17.95	0	12	10	5	5	7	13	52	13.5
Second Language	55.4	59.5	-0.42	89	17.37	0	2	9	15	9	10	7	52	12.9
CC15UDMENG3B01	62.8	68.5	-0.86	85	18.25	0	12	13	8	5	10	4	52	13.4
CC15UDMENG3B02	64.2	70	-0.85	88	15.49	0	6	17	6	7	5	11	52	13.6
CC15UHYD3B03	48.9	50	-0.44	84	18.10	0	2	3	13	9	13	12	52	14.9
CC17UENG4A06	59.1	66	-0.89	85	19.69	0	4	19	4	5	10	7	49	13.1
Second Language	54.9	58	-0.70	90	17.11	1	2	6	13	12	9	6	49	11.6
CC15UDMENG4B01	51.9	58	-0.68	85	21.31	0	3	8	12	7	10	9	49	12.5
CC15UDMHYD4B04	53.6	60	-0.65	84	22.53	0	6	7	13	3	9	11	49	14.9
CC15UDMHYD4B05	59.4	65	-0.88	87	21.35	0	12	7	9	6	7	8	49	14.6
CC15UDMENG5B01	61.6	63	-0.73	82	15.00	0	4	14	9	7	10	2	46	11.7
CC15UDMENG5B02	53.2	56	-0.58	82	17.74	0	1	9	10	9	10	7	46	9.7
CC15UHYD5B06	45.9	45	-0.21	80	15.31	0	1	3	2	13	17	10	46	10.1
CC15UHYD5B07	48.6	50	-0.24	81	19.14	0	2	5	7	9	10	13	46	11.0
Open Course	31.2	32	-1.02	43	7.46	0	3	15	12	7	6	3	46	6.4
CC15UDMENG6B01	52.5	54	-0.74	80	18.67	0	1	5	13	10	9	6	44	9.5
CC15UDMHYD6B08	54.2	53	-0.21	80	12.98	0	1	5	12	10	15	1	44	13.2
CC15UDMHYD6B09	51.1	50	-0.63	80	12.61	0	1	1	12	9	19	2	44	10.9
CC15UDMENG6E01	64.0	68	-0.50	86	15.19	0	8	13	4	9	9	1	44	11.1
CC15UDMENG6B06(Pr)	36.5	37	-0.14	46	5.40	3	9	19	6	7	0	0	44	7.2
CC15UDMHYD6B10 (Pr)	36.5	36	-0.09	43	3.48	0	10	21	12	1	0	0	44	6.3

# BSC FOOD TECHNOLOGY

Division	CC22UENG1A01	CC22UENG1A02	Second Language	CC19UFTL1B01	CC20UPHY1C01	CC19UCHE1C01	CC22UENG2A03	CC22UENG2A04	Second Language 2	CC19UFTL2B03	CC20UPHY2C02	CC19UCHE2C02
Average marks	53.65	45.68	66.81	47.13	41.58	37.45	50.00	56.58	70.77	42.84	38.10	34.77
Median	55.00	44.00	72.00	48.00	38.00	39.00	51.00	61.00	73.00	44.00	37.00	37.00
Skew	-1.02	0.06	-1.37	-0.18	0.56	0.10	0.10	-0.15	-0.86	0.03	0.61	0.38
Maximum marks	69.00	59.00	92.00	66.00	65.00	67.00	80.00	85.00	98.00	62.00	73.00	68.00
Std deviation	9.72	8.27	19.46	8.93	11.22	14.06	14.06	15.54	16.73	9.77	13.65	14.54
O	0.00	0.00	0.00	0.00	0.00	0.00	0.00	0.00	1.00	0.00	1.00	0.00
A+	4.00	0.00	4.00	1.00	2.00	1.00	0.00	1.00	6.00	0.00	1.00	2.00
A	9.00	5.00	8.00	2.00	1.00	1.00	1.00	3.00	6.00	2.00	1.00	1.00
B+	12.00	8.00	10.00	10.00	7.00	7.00	4.00	5.00	9.00	7.00	3.00	0.00
B	1.00	5.00	5.00	11.00	4.00	3.00	7.00	9.00	5.00	10.00	4.00	6.00
C	4.00	11.00	0.00	4.00	9.00	5.00	8.00	6.00	1.00	6.00	9.00	10.00
D	0.00	0.00	0.00	0.00	0.00	0.00	0.00	0.00	0.00	0.00	0.00	0.00
P	1.00	2.00	1.00	3.00	8.00	9.00	9.00	6.00	2.00	6.00	8.00	4.00
FAIL	0.00	0.00	3.00	0.00	0.00	5.00	2.00	1.00	1.00	0.00	4.00	8.00
total	31.00	31.00	31.00	31.00	31.00	31.00	31.00	31.00	31.00	31.00	31.00	31.00
Avg Internals	11.65	13.06	16.90	12.42	13.77	11.94	14.97	15.23	17.32	13.00	13.10	12.55



Courses	Average marks	Median	Skew	Maximum	Std deviation	A+	A	B	C	D	E	FAIL	total	Avg Internal marks
CC17UENG1A01	50.3	46	0.05	87	21.23	0	6	8	7	5	15	16	57	14.6
CC17UENG1A02	59.8	67	-0.73	88	21.34	0	10	11	10	5	6	15	57	14.2
Second Language	59.9	63	-0.64	86	17.93	0	9	10	11	10	6	11	57	14.9
CC15UDMENG1B01	51.0	53	-0.09	85	21.77	0	4	12	7	6	10	18	57	13.8
CC15UHYD1B01	54.1	60	-0.50	88	21.75	0	5	10	12	5	7	18	57	13.0
CC17UENG2A03	53.4	57	-0.36	78	16.81	0	0	10	14	6	10	10	50	13.3
CC17UENG2A04	59.0	60	-0.19	89	18.67	0	10	8	8	8	10	6	50	14.3
Second Language	55.2	57	-0.20	87	16.47	0	3	8	12	7	13	7	50	13.9
CC15UDMENG2B01	53.1	54	-0.08	85	17.42	0	2	9	11	5	15	8	50	14.4
CC15UHYD2B02	48.9	53	-0.14	79	18.03	0	0	9	5	13	11	12	50	13.5
CC17UENG3A05	65.5	70	-0.69	88	17.95	0	12	10	5	5	7	13	52	13.5
Second Language	55.4	59.5	-0.42	89	17.37	0	2	9	15	9	10	7	52	12.9
CC15UDMENG3B01	62.8	68.5	-0.86	85	18.25	0	12	13	8	5	10	4	52	13.4
CC15UDMENG3B02	64.2	70	-0.85	88	15.49	0	6	17	6	7	5	11	52	13.6
CC15UHYD3B03	48.9	50	-0.44	84	18.10	0	2	3	13	9	13	12	52	14.9
CC17UENG4A06	59.1	66	-0.89	85	19.69	0	4	19	4	5	10	7	49	13.1
Second Language	54.9	58	-0.70	90	17.11	1	2	6	13	12	9	6	49	11.6
CC15UDMENG4B01	51.9	58	-0.68	85	21.31	0	3	8	12	7	10	9	49	12.5
CC15UDMHYD4B04	53.6	60	-0.65	84	22.53	0	6	7	13	3	9	11	49	14.9
CC15UDMHYD4B05	59.4	65	-0.88	87	21.35	0	12	7	9	6	7	8	49	14.6
CC15UDMENG5B01	61.6	63	-0.73	82	15.00	0	4	14	9	7	10	2	46	11.7
CC15UDMENG5B02	53.2	56	-0.58	82	17.74	0	1	9	10	9	10	7	46	9.7
CC15UHYD5B06	45.9	45	-0.21	80	15.31	0	1	3	2	13	17	10	46	10.1
CC15UHYD5B07	48.6	50	-0.24	81	19.14	0	2	5	7	9	10	13	46	11.0
Open Course	31.2	32	-1.02	43	7.46	0	3	15	12	7	6	3	46	6.4
CC15UDMENG6B01	52.5	54	-0.74	80	18.67	0	1	5	13	10	9	6	44	9.5
CC15UDMHYD6B08	54.2	53	-0.21	80	12.98	0	1	5	12	10	15	1	44	13.2
CC15UDMHYD6B09	51.1	50	-0.63	80	12.61	0	1	1	12	9	19	2	44	10.9
CC15UDMENG6E01	64.0	68	-0.50	86	15.19	0	8	13	4	9	9	1	44	11.1
CC15UDMENG6B06(Pr)	36.5	37	-0.14	46	5.40	3	9	19	6	7	0	0	44	7.2
CC15UDMHYD6B10 (Pr)	36.5	36	-0.09	43	3.48	0	10	21	12	1	0	0	44	6.3

# BSC PSYCHOLOGY B

Division	CC22UENG1A01	CC22UENG1A02	Second Language	CC19UPSY1B01	CC19UPSG1C01	CC19USTA1C02	CC22UENG2A03	CC22UENG2A04	Second Language	CC19UPSY2B01	CC19UPSG2C01	CC19USTA2C02
Average marks	56.10	48.96	68.47	49.90	48.90	57.66	67.86	70.65	59.98	48.10	49.22	48.76
Median	60.00	49.00	74.00	52.00	49.00	61.00	70.00	75.00	67.00	50.00	48.00	51.00
Skew	-0.77	0.20	-0.96	-0.53	-0.16	-1.07	-1.11	-1.13	-0.48	-0.29	-0.10	-0.21
Maximum marks	71.00	69.00	95.00	68.00	74.00	75.00	83.00	93.00	98.00	68.00	71.00	75.00
Std deviation	9.94	9.74	19.28	12.83	13.05	13.44	10.29	14.71	22.38	9.74	12.11	16.40
O	0.00	0.00	2.00	0.00	1.00	6.00	0.00	0.00	1.00	0.00	0.00	5.00
A+	13.00	5.00	8.00	6.00	6.00	15.00	0.00	7.00	4.00	1.00	8.00	5.00
A	16.00	6.00	13.00	14.00	9.00	8.00	16.00	19.00	9.00	13.00	6.00	9.00
B+	11.00	15.00	15.00	10.00	10.00	8.00	16.00	12.00	13.00	15.00	9.00	8.00
B	5.00	12.00	3.00	8.00	9.00	7.00	15.00	7.00	5.00	6.00	14.00	6.00
C	4.00	12.00	1.00	5.00	10.00	4.00	2.00	1.00	6.00	11.00	9.00	6.00
D	0.00	0.00	0.00	0.00	0.00	0.00	0.00	0.00	0.00	0.00	0.00	0.00
P	2.00	1.00	6.00	7.00	5.00	1.00	2.00	4.00	5.00	5.00	3.00	10.00
FAIL	0.00	0.00	3.00	1.00	1.00	2.00	0.00	1.00	8.00	0.00	2.00	2.00
total	51.00	51.00	51.00	51.00	51.00	51.00	51.00	51.00	51.00	51.00	51.00	51.00
Avg Internals	14.16	13.00	16.57	14.12	14.33	13.33	17.06	16.88	14.53	13.96	12.76	13.31

Courses	Average marks	Median	Skew	Maximum	Std deviation	A+	A	B	C	D	E	FAIL	total	Avg Internal marks
CC17UENG1A01	50.3	46	0.05	87	21.23	0	6	8	7	5	15	16	57	14.6
CC17UENG1A02	59.8	67	-0.73	88	21.34	0	10	11	10	5	6	15	57	14.2
Second Language	59.9	63	-0.64	86	17.93	0	9	10	11	10	6	11	57	14.9
CC15UDMENG1B01	51.0	53	-0.09	85	21.77	0	4	12	7	6	10	18	57	13.8
CC15UHYD1B01	54.1	60	-0.50	88	21.75	0	5	10	12	5	7	18	57	13.0
CC17UENG2A03	53.4	57	-0.36	78	16.81	0	0	10	14	6	10	10	50	13.3
CC17UENG2A04	59.0	60	-0.19	89	18.67	0	10	8	8	8	10	6	50	14.3
Second Language	55.2	57	-0.20	87	16.47	0	3	8	12	7	13	7	50	13.9
CC15UDMENG2B01	53.1	54	-0.08	85	17.42	0	2	9	11	5	15	8	50	14.4
CC15UHYD2B02	48.9	53	-0.14	79	18.03	0	0	9	5	13	11	12	50	13.5
CC17UENG3A05	65.5	70	-0.69	88	17.95	0	12	10	5	5	7	13	52	13.5
Second Language	55.4	59.5	-0.42	89	17.37	0	2	9	15	9	10	7	52	12.9
CC15UDMENG3B01	62.8	68.5	-0.86	85	18.25	0	12	13	8	5	10	4	52	13.4
CC15UDMENG3B02	64.2	70	-0.85	88	15.49	0	6	17	6	7	5	11	52	13.6
CC15UHYD3B03	48.9	50	-0.44	84	18.10	0	2	3	13	9	13	12	52	14.9
CC17UENG4A06	59.1	66	-0.89	85	19.69	0	4	19	4	5	10	7	49	13.1
Second Language	54.9	58	-0.70	90	17.11	1	2	6	13	12	9	6	49	11.6
CC15UDMENG4B01	51.9	58	-0.68	85	21.31	0	3	8	12	7	10	9	49	12.5
CC15UDMHYD4B04	53.6	60	-0.65	84	22.53	0	6	7	13	3	9	11	49	14.9
CC15UDMHYD4B05	59.4	65	-0.88	87	21.35	0	12	7	9	6	7	8	49	14.6
CC15UDMENG5B01	61.6	63	-0.73	82	15.00	0	4	14	9	7	10	2	46	11.7
CC15UDMENG5B02	53.2	56	-0.58	82	17.74	0	1	9	10	9	10	7	46	9.7
CC15UHYD5B06	45.9	45	-0.21	80	15.31	0	1	3	2	13	17	10	46	10.1
CC15UHYD5B07	48.6	50	-0.24	81	19.14	0	2	5	7	9	10	13	46	11.0
Open Course	31.2	32	-1.02	43	7.46	0	3	15	12	7	6	3	46	6.4
CC15UDMENG6B01	52.5	54	-0.74	80	18.67	0	1	5	13	10	9	6	44	9.5
CC15UDMHYD6B08	54.2	53	-0.21	80	12.98	0	1	5	12	10	15	1	44	13.2
CC15UDMHYD6B09	51.1	50	-0.63	80	12.61	0	1	1	12	9	19	2	44	10.9
CC15UDMENG6E01	64.0	68	-0.50	86	15.19	0	8	13	4	9	9	1	44	11.1
CC15UDMENG6B06(Pr)	36.5	37	-0.14	46	5.40	3	9	19	6	7	0	0	44	7.2
CC15UDMHYD6B10 (Pr)	36.5	36	-0.09	43	3.48	0	10	21	12	1	0	0	44	6.3

# BSC PSYCHOLOGY A

Division	CC22UENG1A01	CC22UENG1A02	Second Language	CC19UPSY1B01	CC19UPSG1C01	CC19USTA1C02	CC22UENG2A03	CC22UENG2A04	Second Language	CC19UPSY2B01	CC19UPSG2C01	CC19USTA2C02
Average marks	59.50	48.21	67.60	52.06	52.81	57.58	68.39	63.75	65.02	48.53	52.43	51.96
Median	60.50	46.00	71.50	54.00	54.00	61.50	71.00	66.00	69.00	50.00	53.00	55.00
Skew	-0.85	0.07	-0.50	-0.62	-0.10	-0.49	-1.50	-0.40	-0.46	-0.66	-0.90	-0.42
Maximum marks	71.00	66.00	97.00	69.00	74.00	75.00	85.00	91.00	99.00	69.00	73.00	75.00
Std deviation	7.25	9.58	18.51	11.66	13.71	13.94	12.68	15.69	20.62	12.85	13.52	15.59
O	0.00	0.00	2.00	0.00	5.00	10.00	0.00	0.00	2.00	0.00	3.00	6.00
A+	16.00	5.00	8.00	8.00	8.00	15.00	1.00	5.00	7.00	7.00	9.00	8.00
A	19.00	6.00	11.00	15.00	10.00	8.00	17.00	9.00	12.00	7.00	10.00	10.00
B+	15.00	13.00	13.00	13.00	9.00	5.00	18.00	12.00	8.00	15.00	13.00	8.00
B	1.00	16.00	5.00	3.00	8.00	2.00	10.00	11.00	6.00	10.00	7.00	5.00
C	1.00	9.00	6.00	11.00	5.00	10.00	2.00	7.00	6.00	5.00	4.00	5.00
D	0.00	0.00	0.00	0.00	0.00	0.00	0.00	0.00	0.00	0.00	0.00	0.00
P	0.00	3.00	6.00	1.00	7.00	2.00	2.00	6.00	7.00	5.00	3.00	7.00
FAIL	0.00	0.00	1.00	1.00	0.00	0.00	1.00	1.00	3.00	2.00	2.00	2.00
total	52.00	52.00	52.00	52.00	52.00	52.00	51.00	51.00	51.00	51.00	51.00	51.00
Avg Internals	14.10	14.02	16.46	13.52	14.13	13.06	17.57	17.29	15.51	13.14	12.67	13.22

Courses	Average marks	Median	Skew	Maximum	Std deviation	A+	A	B	C	D	E	FAIL	total	Avg Internal marks
CC17UENG1A01	50.3	46	0.05	87	21.23	0	6	8	7	5	15	16	57	14.6
CC17UENG1A02	59.8	67	-0.73	88	21.34	0	10	11	10	5	6	15	57	14.2
Second Language	59.9	63	-0.64	86	17.93	0	9	10	11	10	6	11	57	14.9
CC15UDMENG1B01	51.0	53	-0.09	85	21.77	0	4	12	7	6	10	18	57	13.8
CC15UHYD1B01	54.1	60	-0.50	88	21.75	0	5	10	12	5	7	18	57	13.0
CC17UENG2A03	53.4	57	-0.36	78	16.81	0	0	10	14	6	10	10	50	13.3
CC17UENG2A04	59.0	60	-0.19	89	18.67	0	10	8	8	8	10	6	50	14.3
Second Language	55.2	57	-0.20	87	16.47	0	3	8	12	7	13	7	50	13.9
CC15UDMENG2B01	53.1	54	-0.08	85	17.42	0	2	9	11	5	15	8	50	14.4
CC15UHYD2B02	48.9	53	-0.14	79	18.03	0	0	9	5	13	11	12	50	13.5
CC17UENG3A05	65.5	70	-0.69	88	17.95	0	12	10	5	5	7	13	52	13.5
Second Language	55.4	59.5	-0.42	89	17.37	0	2	9	15	9	10	7	52	12.9
CC15UDMENG3B01	62.8	68.5	-0.86	85	18.25	0	12	13	8	5	10	4	52	13.4
CC15UDMENG3B02	64.2	70	-0.85	88	15.49	0	6	17	6	7	5	11	52	13.6
CC15UHYD3B03	48.9	50	-0.44	84	18.10	0	2	3	13	9	13	12	52	14.9
CC17UENG4A06	59.1	66	-0.89	85	19.69	0	4	19	4	5	10	7	49	13.1
Second Language	54.9	58	-0.70	90	17.11	1	2	6	13	12	9	6	49	11.6
CC15UDMENG4B01	51.9	58	-0.68	85	21.31	0	3	8	12	7	10	9	49	12.5
CC15UDMHYD4B04	53.6	60	-0.65	84	22.53	0	6	7	13	3	9	11	49	14.9
CC15UDMHYD4B05	59.4	65	-0.88	87	21.35	0	12	7	9	6	7	8	49	14.6
CC15UDMENG5B01	61.6	63	-0.73	82	15.00	0	4	14	9	7	10	2	46	11.7
CC15UDMENG5B02	53.2	56	-0.58	82	17.74	0	1	9	10	9	10	7	46	9.7
CC15UHYD5B06	45.9	45	-0.21	80	15.31	0	1	3	2	13	17	10	46	10.1
CC15UHYD5B07	48.6	50	-0.24	81	19.14	0	2	5	7	9	10	13	46	11.0
Open Course	31.2	32	-1.02	43	7.46	0	3	15	12	7	6	3	46	6.4
CC15UDMENG6B01	52.5	54	-0.74	80	18.67	0	1	5	13	10	9	6	44	9.5
CC15UDMHYD6B08	54.2	53	-0.21	80	12.98	0	1	5	12	10	15	1	44	13.2
CC15UDMHYD6B09	51.1	50	-0.63	80	12.61	0	1	1	12	9	19	2	44	10.9
CC15UDMENG6E01	64.0	68	-0.50	86	15.19	0	8	13	4	9	9	1	44	11.1
CC15UDMENG6B06(Pr)	36.5	37	-0.14	46	5.40	3	9	19	6	7	0	0	44	7.2
CC15UDMHYD6B10 (Pr)	36.5	36	-0.09	43	3.48	0	10	21	12	1	0	0	44	6.3

# FUNCTIONAL ENGLISH

Division	CC22UENG1A01	CC22UENG1A02	Second Language	CC19UFEN1B01	CC19UFEN1C01	CC22UENG2A03	CC22UENG2A04	Second Language	CC19UFEN2B02	CC19UFEN2C02
Average marks	31.98	33.96	54.07	42.11	34.04	30.72	45.74	48.06	36.40	34.32
Median	31.00	33.50	57.50	44.00	33.00	29.00	48.00	50.00	35.00	31.00
Skew	-0.03	-0.24	-0.93	-0.23	0.18	0.14	-0.40	-0.34	0.20	0.27
Maximum marks	58.00	54.00	78.00	69.00	73.00	63.00	73.00	78.00	74.00	73.00
Std deviation	12.12	10.69	16.83	14.91	19.28	16.22	21.09	17.74	19.01	21.19
O	1.00	0.00	3.00	0.00	0.00	0.00	0.00	1.00	0.00	0.00
A+	2.00	3.00	7.00	1.00	4.00	0.00	10.00	8.00	4.00	3.00
A	7.00	6.00	14.00	10.00	4.00	3.00	9.00	5.00	5.00	6.00
B+	10.00	11.00	9.00	10.00	4.00	8.00	5.00	10.00	4.00	0.00
B	7.00	13.00	4.00	4.00	6.00	6.00	5.00	8.00	4.00	7.00
C	10.00	6.00	3.00	11.00	10.00	6.00	5.00	4.00	11.00	6.00
SSD	0.00	0.00	0.00	0.00	0.00	0.00	0.00	0.00	0.00	0.00
P	8.00	6.00	4.00	6.00	9.00	14.00	9.00	8.00	11.00	15.00
FAIL	3.00	3.00	4.00	6.00	11.00	11.00	5.00	4.00	9.00	11.00
total	48.00	48.00	48.00	48.00	48.00	48.00	48.00	48.00	48.00	48.00
Avg Internals	13.02	12.17	16.08	16.60	15.42	14.88	16.42	15.19	14.94	12.77

Courses	Average marks	Median	Skew	Maximum	Std deviation	A+	A	B	C	D	E	FAIL	total	Avg Internal marks
CC17UENG1A01	50.3	46	-0.05	87	21.23	0	6	8	7	5	15	16	57	14.6
CC17UENG1A02	59.8	67	-0.73	88	21.34	0	10	11	10	5	6	15	57	14.2
Second Language	59.9	63	-0.64	86	17.93	0	9	10	11	10	6	11	57	14.9
CC15UDMENG1B01	51.0	53	-0.09	85	21.77	0	4	12	7	6	10	18	57	13.8
CC15UHYD1B01	54.1	60	-0.50	88	21.75	0	5	10	12	5	7	18	57	13.0
CC17UENG2A03	53.4	57	-0.36	78	16.81	0	0	10	14	6	10	10	50	13.3
CC17UENG2A04	59.0	60	-0.19	89	18.67	0	10	8	8	8	10	6	50	14.3
Second Language	55.2	57	-0.20	87	16.47	0	3	8	12	7	13	7	50	13.9
CC15UDMENG2B01	53.1	54	-0.08	85	17.42	0	2	9	11	5	15	8	50	14.4
CC15UHYD2B02	48.9	53	-0.14	79	18.03	0	0	9	5	13	11	12	50	13.5
CC17UENG3A05	65.5	70	-0.69	88	17.95	0	12	10	5	5	7	13	52	13.5
Second Language	55.4	59.5	-0.42	89	17.37	0	2	9	15	9	10	7	52	12.9
CC15UDMENG3B01	62.8	68.5	-0.86	85	18.25	0	12	13	8	5	10	4	52	13.4
CC15UDMENG3B02	64.2	70	-0.85	88	15.49	0	6	17	6	7	5	11	52	13.6
CC15UHYD3B03	48.9	50	-0.44	84	18.10	0	2	3	13	9	13	12	52	14.9
CC17UENG4A06	59.1	66	-0.89	85	19.69	0	4	19	4	5	10	7	49	13.1
Second Language	54.9	58	-0.70	90	17.11	1	2	6	13	12	9	6	49	11.6
CC15UDMENG4B01	51.9	58	-0.68	85	21.31	0	3	8	12	7	10	9	49	12.5
CC15UDMHYD4B04	53.6	60	-0.65	84	22.53	0	6	7	13	3	9	11	49	14.9
CC15UDMHYD4B05	59.4	65	-0.88	87	21.35	0	12	7	9	6	7	8	49	14.6
CC15UDMENG5B01	61.6	63	-0.73	82	15.00	0	4	14	9	7	10	2	46	11.7
CC15UDMENG5B02	53.2	56	-0.58	82	17.74	0	1	9	10	9	10	7	46	9.7
CC15UHYD5B06	45.9	45	-0.21	80	15.31	0	1	3	2	13	17	10	46	10.1
CC15UHYD5B07	48.6	50	-0.24	81	19.14	0	2	5	7	9	10	13	46	11.0
Open Course	31.2	32	-1.02	43	7.46	0	3	15	12	7	6	3	46	6.4
CC15UDMENG6B01	52.5	54	-0.74	80	18.67	0	1	5	13	10	9	6	44	9.5
CC15UDMHYD6B08	54.2	53	-0.21	80	12.98	0	1	5	12	10	15	1	44	13.2
CC15UDMHYD6B09	51.1	50	-0.63	80	12.61	0	1	1	12	9	19	2	44	10.9
CC15UDMENG6E01	64.0	68	-0.50	86	15.19	0	8	13	4	9	9	1	44	11.1
CC15UDMENG6B06(Pr)	36.5	37	-0.14	46	5.40	3	9	19	6	7	0	0	44	7.2
CC15UDMHYD6B10 (Pr)	36.5	36	-0.09	43	3.48	0	10	21	12	1	0	0	44	6.3