

**“A STUDY ON BUYING BEHAVIOUR OF BRANDED  
WATCHES AMONG COLLEGE STUDENTS IN  
IRINJALAKUDA MUNICIPALITY”**

Project Report submitted to

**CHRIST COLLEGE (AUTONOMOUS) IRINJALAKUDA**

*In partial fulfilment of the requirement for the award of the degree of*

**BACHELOR OF COMMERCE**

Submitted by

**MOHAMMED SHAHID N S**

**(CCAVBCM076)**

Under the supervision of

**Ms. GANGA K S**



**DEPARTMENT OF COMMERCE**

**CHRIST COLLEGE (AUTONOMOUS), IRINJALAKUDA**

**UNIVERSITY OF CALICUT**

**MARCH 2024**

# CHRIST COLLEGE (AUTONOMOUS), IRINJALAKUDA

CALICUT UNIVERSITY




## DEPARTMENT OF COMMERCE

### CERTIFICATE

This is to certify that the project report entitled “A Study on Buying Behaviour of Branded Watches Among College Students in Irinjalakuda Municipality” is a bonafide record of project done by **MOHAMMED SHAHID N S**, Reg. No. CCAVBCM076, under my guidance and supervision in partial fulfilment of the requirement for the award of the degree of **BACHELOR OF COMMERCE** and it has not previously formed the basis for any Degree, Diploma and Associateship or Fellowship.

**Assoc. Prof. K.J. Joseph**  
**Co-ordinator**



**Ms. GANGA K S**  
**Project Guide**



## **DECLARATION**

I, **MOHAMMED SHAHID N S**, hereby declare that the project work entitled “**A STUDY ON BUYING BEHAVIOUR OF BRANDED WATCHES AMONG COLLEGE STUDENTS IN IRINJALAKUDA MUNICIPALITY**” is a record of independent and bonafide project work carried out by me under the supervision and guidance of Ms.Ganga KS, Asst. Professor, Department of Commerce, Christ College (Autonomous), Irinjalakuda.

The information and data given in the report is authentic to the best of my knowledge. The report has not been previously submitted for the award of any Degree, Diploma, Associateship or other similar title of any other university or institute.

**Place:Irinjalakuda**

**Date:23.02.2024**



**MOHAMMED SHAHID N S**

**CCAVBCM076**

## ACKNOWLEDGEMENT

I would like to take the opportunity to express my sincere gratitude to all people who have helped me with sound advice and able guidance.

Above all, I express my eternal gratitude to the Lord Almighty under whose divine guidance; I have been able to complete this work successfully.

I would like to express my sincere obligation to Rev. Dr. Jolly Andrews CMI our Principal, for providing various facilities.

I am thankful to Assoc. Prof. K.J. Joseph, Co-ordinator of the Department, for providing proper help and encouragement in the preparation of this report.

I am thankful to my class teacher, Ms. Sreelakshmi K, Asst. Professor, for providing proper help and encouragement in the preparation of this report.

I express my sincere gratitude to Ms. Ganga K.S, Asst. Professor, whose guidance and support throughout the training period helped me to complete this work successfully.

I would like to express my preferred gratitude to all the faculties of the department for their interest and cooperation in this regard.

I extend my hearty gratitude to the librarian and other library staffs of my college for their wholehearted cooperation.

I express my sincere thanks to my friends and family for their support in completing this report successfully.

**Place: Irinjalakuda**

**MOHAMMED SHAHID N S**

**Date: 23.02.2024**



## **TABLES OF CONTENTS**

<b>SL.NO</b>	<b>CONTENTS</b>	<b>PAGE NO</b>
	<b>LIST OF TABLES</b>	
<b>CHAPTER I</b>	<b>INTRODUCTION</b>	<b>01-04</b>
<b>CHAPTER II</b>	<b>REVIEW OF LITERATURE</b>	<b>05-07</b>
<b>CHAPTER III</b>	<b>THEORETICAL FRAMEWORK</b>	<b>08-12</b>
<b>CHAPTER IV</b>	<b>DATA ANALYSIS AND INTERPRETATION</b>	<b>13-34</b>
<b>CHAPTER V</b>	<b>FINDINGS, SUGGESTIONS &amp; CONCLUSION</b>	<b>35-38</b>
	<b>BIBLIOGRAPHY</b>	
	<b>ANNEXURE</b>	

## **LIST OF TABLES**

<b>TABLE NO</b>	<b>TITLE</b>	<b>PAGE NO:</b>
<b>4.1</b>	<b>Table showing gender wise classification</b>	<b>13</b>
<b>4.2</b>	<b>Table showing age group of customers</b>	<b>14</b>
<b>4.3</b>	<b>Table showing the brand of watch used by customers</b>	<b>15</b>
<b>4.4</b>	<b>Table showing effectiveness of advertisement in influencing customers</b>	<b>16</b>
<b>4.5</b>	<b>Table showing whether presence of celebrity in advertisement influence purchasing behavior</b>	<b>17</b>
<b>4.6</b>	<b>Table showing price range preferred by customers</b>	<b>18</b>
<b>4.7</b>	<b>Table showing features considered while purchasing branded watch</b>	<b>19</b>
<b>4.8</b>	<b>Table showing additional features customers like to have in branded watches</b>	<b>20</b>
<b>4.9</b>	<b>Table showing reasons for selecting branded watches</b>	<b>21</b>



<b>4.10</b>	<b>Table showing the duration customers have been using their watch</b>	<b>22</b>
<b>4.11</b>	<b>Table showing branded watches preferred by customers</b>	<b>23</b>
<b>4.12</b>	<b>Table showing type of watch preferred by customers</b>	<b>24</b>
<b>4.13</b>	<b>Table showing watch brands recommended by customers</b>	<b>25</b>
<b>4.14</b>	<b>Table showing comfortability of branded watches</b>	<b>26</b>
<b>4.15</b>	<b>Table showing whether branded watches are preferred as it represents symbol of status</b>	<b>27</b>
<b>4.16</b>	<b>Table showing type of strap preferred by customers</b>	<b>28</b>
<b>4.17</b>	<b>Table showing affordability of branded watches</b>	<b>29</b>
<b>4.18</b>	<b>Table showing frequency of purchasing branded watches</b>	<b>30</b>
<b>4.19</b>	<b>Table showing customers willingness to pay extra money on branded watches</b>	<b>31</b>

<b>4.20</b>	<b>Table showing customers satisfaction</b>	<b>32</b>
<b>4.21</b>	<b>Table showing mode of shopping preferred by customers</b>	<b>33</b>
<b>4.22</b>	<b>Table showing kinds of promotions that motivate customers to purchase branded watches</b>	<b>34</b>



## **LIST OF FIGURES**

<b>TABLE NO</b>	<b>TITLE</b>	<b>PAGE NO:</b>
<b>4.1</b>	<b>Figure showing gender wise classification</b>	<b>13</b>
<b>4.2</b>	<b>Figure showing age group of customers</b>	<b>14</b>
<b>4.3</b>	<b>Figure showing the brand of watch used by customers</b>	<b>15</b>
<b>4.4</b>	<b>Figure showing effectiveness of advertisement in influencing customers</b>	<b>16</b>
<b>4.5</b>	<b>Figure showing whether presence of celebrity in advertisement influence purchasing behavior</b>	<b>17</b>
<b>4.6</b>	<b>Figure showing amount customers wish to spend on buying branded watches</b>	<b>18</b>
<b>4.7</b>	<b>Figure showing features considered while purchasing branded watch</b>	<b>19</b>
<b>4.8</b>	<b>Figure showing additional features customers like to have in branded watches</b>	<b>20</b>
<b>4.9</b>	<b>Figure showing reasons for selecting branded watches</b>	<b>21</b>
<b>4.10</b>	<b>Figure showing the duration customers have been using their watch</b>	<b>22</b>
<b>4.11</b>	<b>Figure showing branded watches preferred by customers</b>	<b>23</b>

<b>4.12</b>	<b>Figure showing type of watch preferred by customers</b>	<b>24</b>
<b>4.13</b>	<b>Figure showing watch brands recommended by customers</b>	<b>25</b>
<b>4.14</b>	<b>Figure showing comfortability of branded watches</b>	<b>26</b>
<b>4.15</b>	<b>Figure showing whether branded watches are preferred as it represents symbol of status</b>	<b>27</b>
<b>4.16</b>	<b>Figure showing type of strap preferred by customers</b>	<b>28</b>
<b>4.17</b>	<b>Figure showing affordability of branded watches</b>	<b>29</b>
<b>4.18</b>	<b>Figure showing frequency of purchasing branded watches</b>	<b>30</b>
<b>4.19</b>	<b>Figure showing customers willingness to pay extra money on branded watches</b>	<b>31</b>
<b>4.20</b>	<b>Figure showing customers satisfaction</b>	<b>32</b>
<b>4.21</b>	<b>Figure showing mode of shopping preferred by customers</b>	<b>33</b>
<b>4.22</b>	<b>Figure showing kinds of promotions that motivate customers to purchase branded watches</b>	<b>34</b>



**"EDUCATIONAL MIGRATION WITH REFERENCE TO  
CHRIST COLLEGE (AUTONOMOUS) IRINJALAKUDA"**

Project Report submitted to

**CHRIST COLLEGE (AUTONOMOUS) IRINJALAKUDA**

*In partial fulfilment of the requirement for the award of the degree of*

**BACHELOR OF COMMERCE**

Submitted by

**SIDHARTH SUJIL**

**(CCAVBCM078)**

Under the supervision of

**DR. LINDA MARY SIMON**



**DEPARTMENT OF COMMERCE**

**CHRIST COLLEGE (AUTONOMOUS), IRINJALAKUDA**

**UNIVERSITY OF CALICUT**

**MARCH 2024**

CHRIST COLLEGE (AUTONOMOUS), IRINJALAKUDA  
CALICUT UNIVERSITY



**DEPARTMENT OF COMMERCE CERTIFICATE**


This is to certify that the project report entitled **“EDUCATIONAL MIGRATION WITH REFERENCE TO CHRIST COLLEGE (AUTONOMOUS) IRINJALAKUDA”** is a bonafide record of project done by **SIDHARTH SUJIL**, Reg. No. CCAVBCM078, under my guidance and supervision in partial fulfilment of the requirement for the award of the degree of **BACHELOR OF COMMERCE** and it has not previously formed the basis for any Degree, Diploma and Associateship or Fellowship.

*gk Joseph*

**Assoc.Prof. K.J. Joseph**  
**Co-Ordinator**

*[Signature]*

*[Signature]*  
**Dr. Linda Mary Simon**  
**Project Guide**



## DECLARATION

I, **SIDHARTH SUJIL**, hereby declare that the project work entitled "**EDUCATIONAL MIGRATION WITH REFERENCE TO CHRIST COLLEGE (AUTONOMOUS) IRINJALAKUDA**" is a record of independent and bonafide project work carried out by me under the supervision and guidance of **DR. LINDA MARY SIMON**, Asst. Professor, Department of Commerce, Christ College (Autonomous), Irinjalakuda.

The information and data given in the report is authentic to the best of my knowledge. The report has not been previously submitted for the award of any Degree, Diploma, Associateship or other similar title of any other university or institute.

**Place: Irinjalakuda**

**Date: 23.02.2024**

  
**SIDHARTH SUJIL**

**CCAVBCM078**



## ACKNOWLEDGEMENT

I would like to take the opportunity to express my sincere gratitude to all people who have helped me with sound advice and able guidance.

Above all, I express my eternal gratitude to the Lord Almighty under whose divine guidance; I have been able to complete this work successfully.

I would like to express my sincere obligation to Rev. Dr. Jolly Andrews CMI our principal, for providing various facilities.

I am thankful to Asso. Prof. K.J. Joseph, Co-ordinator of the Department, for providing proper help and encouragement in the preparation of this report.

I am thankful to my class teacher, Ms. Sreelakshmi K, Asst. Professor, for providing proper help and encouragement in the preparation of this report.

I express my sincere gratitude to Ms. Linda Mary Simon, Asst. Professor, whose guidance and support throughout the training period helped me to complete this work successfully.

I would like to express my preferred gratitude to all the faculties of the department for their interest and cooperation in this regard.

I extend my hearty gratitude to the librarian and other library staffs of my college for their wholehearted cooperation.

I express my sincere thanks to my friends and family for their support in completing this report successfully.



SIDHARTH SUJIL

**Place: Irinjalakuda**

**Date: 23.02.2024**

## TABLES OF CONTENTS

SL.NO	CONTENTS	PAGE NO
	LIST OF TABLES	
CHAPTER I	INTRODUCTION	1-4
CHAPTER II	REVIEW OF LITERATURE	5-9
CHAPTER III	THEORETICAL FRAMEWORK	10-20
CHAPTER IV	DATA ANALYSIS AND INTERPRETATION	21-44
CHAPTER V	FINDINGS, SUGGESTIONS & CONCLUSION	45-48
	BIBLIOGRAPHY	
	ANNEXURE	

TABLE NO.	TITLE	PAGE NO:
4.1.	Table showing age group of respondents	25
4.2	Table showing gender wise classification	26
4.3	Table showing education of respondents	27
4.4	Table showing reasons to choose study abroad	28
4.5	Table showing different platforms broadcasting educational migration	29
4.6	Table showing country preference	30
4.7	Table showing reasons to choose abroad for career	31
4.8	Table showing the changes that come about while studying abroad	32
4.9	Table showing the challenges faced while migrating to a new country	33
4.10	Table showing the safest countries	34
4.11	Table showing the knowledge about recent immigrants	35



## LIST OF GRAPHS

TABLE NO.	TITLE	PAGE NO:
4.1	Graph showing age group of respondents	25
4.2	Graph showing gender wise classification	26
4.3	Graph showing education of respondents	27
4.4	Graph showing reasons to choose study abroad	28
4.5	Graph showing different platforms broadcasting educational migration	29
4.6	Graph showing country preference	30
4.7	Graph showing reasons to choose abroad for career	31
4.8	Graph showing the changes that come about while studying abroad	32
4.9	Graph showing the challenges faced while migrating to a new country	33
4.10	Graph showing the safest countries	34
4.11	Graph showing the knowledge about recent immigrants	35
4.12	Graph showing negative effects of migration	36

4.13	Graph showing the choices while considering to settle down in abroad after graduation	37
4.14	Graph showing the choices considering to come back after graduation in abroad	38
4.15	Graph showing the percentage who know about scholarship option available for abroad education	39
4.16	Graph showing the percentage willing to study abroad on a scholarship	40
4.17	Graph showing the percentage who would consider to study abroad if they get a scholarship	41
4.18	Graph showing the awareness about English proficiency tests for studying abroad	42
4.19	Graph showing the percentage who wish to attend English proficiency tests	43
4.20	Graph showing the methods to arrange fund for studying abroad	44
4.21	Graph showing the awareness of getting income as a student in abroad	45
4.22	Graph showing preference of sources of income	46
4.23	Graph showing preferences of job that is done most in abroad	47
4.24	Graph showing recommendations for others to study abroad	48

**“EDUCATIONAL MIGRATION WITH REFERNCE TO  
CHRIST COLLEGE (AUTONOMOUS) IRINJALAKUDA”**

Project Report submitted to

**CHRIST COLLEGE (AUTONOMOUS) IRINJALAKUDA**

*In partial fulfilment of the requirement for the award of the degree of*

**BACHELOR OF COMMERCE**

Submitted by

**ELSA MARIA BIJU**

**(CCAVBCM107)**

Under the supervision of

**DR. LINDA MARY SIMON**



**DEPARTMENT OF COMMERCE**

**CHRIST COLLEGE (AUTONOMOUS), IRINJALAKUDA**

**UNIVERSITY OF CALICUT**

**MARCH 2024**



**“A STUDY ON FINANCIAL PERFORMANCE  
ANALYSIS OF L&T TECHNOLOGY  
SERVICE LTD”**

Project Report submitted to

**CHRIST COLLEGE (AUTONOMOUS), IRINJALAKUDA**

*In partial fulfilment of the requirement for the award of the degree of*

**BACHELOR OF COMMERCE**

Submitted by

**THEJA SANTHOSH**

**(CCAVBCM079)**

Under the supervision of

**Ms. TEENA THOMAS**



**DEPARTMENT OF COMMERCE**

**CHRIST COLLEGE (AUTONOMOUS), IRINJALAKUDA**

**UNIVERSITY OF CALICUT**

**MARCH 2024**

**CHRIST COLLEGE (AUTONOMOUS), IRINJALAKUDA**  
**CALICUT UNIVERSITY**



**DEPARTMENT OF COMMERCE**  
**CERTIFICATE**

This is to certify that the project report entitled **"A Study on Financial Performance Analysis of L&T Technology Service Ltd."** is a bonafide record of project done by **THEJA SANTHOSH**, Reg. No. CCAVBCM079, under my guidance and supervision in partial fulfilment of the requirement for the award of the degree of **BACHELOR OF COMMERCE** and it has not previously formed the basis for any Degree, Diploma and Associateship or Fellowship.

**Assoc.Prof. K.J. Joseph**  
**Co-ordinator**

**Ms. TEENA THOMAS**  
**Project Guide**



## DECLARATION

I, **THEJA SANTHOSH**, hereby declare that the project work entitled "**A STUDY ON FINANCIAL PERFORMANCE ANALYSIS OF L&T TECHNOLOGY SERVICE LTD.**" is a record of independent and bonafide project work carried out by me under the supervision and guidance of Ms. Teena Thomas, Asst. Professor, Department of Commerce, Christ College (Autonomous), Irinjalakuda.

The information and data given in the report is authentic to the best of my knowledge. The report has not been previously submitted for the award of any Degree, Diploma, Associateship or other similar title of any other university or institute.

**Place:** Irinjalakuda

**Date:** 23/2/2024

  
**THEJA SANTHOSH**

**CCAVBCM079**





## ACKNOWLEDGEMENT

I would like to take the opportunity to express my sincere gratitude to all people who have helped me with sound advice and able guidance.

Above all, I express my eternal gratitude to the Lord Almighty under whose divine guidance; I have been able to complete this work successfully.

I would like to express my sincere obligation to Rev. Dr. Jolly Andrews CMI our Principal, for providing various facilities.

I am thankful to Assoc. Prof. K.J. Joseph, Co-ordinator of the Department, for providing proper help and encouragement in the preparation of this report.

I am thankful to my class teacher, Ms. Sreelakshmi K , Asst. Professor, for providing proper help and encouragement in the preparation of this report.

I express my sincere gratitude to Ms. Teena Thomas, Asst. Professor, whose guidance and support throughout the training period helped me to complete this work successfully.

I would like to express my preferred gratitude to all the faculties of the department for their interest and cooperation in this regard.

I extend my hearty gratitude to the librarian and other library staffs of my college for their wholehearted cooperation.

I express my sincere thanks to my friends and family for their support in completing this report successfully.

**Place:** Irinjalakuda

**THEJA SANTHOSH**

**Date:** 23/2/24.

## TABLES OF CONTENTS

SL.NO	CONTENTS	PAGE NO
	LIST OF TABLES	
	LIST OF GRAPHS	
CHAPTER I	INTRODUCTION	1 – 4
CHAPTER II	REVIEW OF LITERATURE	5 – 8
CHAPTER III	THEORETICAL FRAMEWORK	9 – 15
CHAPTER IV	DATA ANALYSIS AND INTERPRETATION	16 - 26
CHAPTER V	FINDINGS, SUGGESTIONS & CONCLUSION	27 - 30
	BIBLIOGRAPHY	
	ANNEXURE	

## LIST OF TABLES

TABLE NO	TITLE	PAGE NO.
4.1.	Table showing Current ratio	17
4.2	Table showing Liquid ratio	18
4.3	Table showing Absolute liquid ratio	19
4.4	Table showing Proprietary ratio	20
4.5	Table showing Return on investment	21
4.6	Table showing Return on shareholders fund	22
4.7	Table showing Operating profit ratio	23
4.8	Table showing Net Profit Ratio	24
4.9	Table showing Fixed assets turnover ratio	25
4.10	Table showing Working Capital Turnover ratio	26



### LIST OF GRAPHS

TABLE NO	TITLE	PAGE NO:
4.1.	Graph showing Current ratio	17
4.2	Graph showing Liquid ratio	18
4.3	Graph showing Absolute liquid ratio	19
4.4	Graph showing Proprietary ratio	20
4.5	Graph showing Return on investment	21
4.6	Graph showing Return on Shareholders fund	22
4.7	Graph showing Operating profit ratio	23
4.8	Graph showing Net Profit Ratio	24
4.9	Graph showing Fixed assets turnover ratio	25
4.10	Graph showing Working Capital Turnover ratio	26

**“EDUCATIONAL MIGRATION WITH REFERENCE TO  
CHRIST COLLEGE (AUTONOMOUS) IRINJALAKUDA”**

Project Report submitted to

**CHRIST COLLEGE (AUTONOMOUS) IRINJALAKUDA**

*In partial fulfilment of the requirement for the award of the degree of*

**BACHELOR OF COMMERCE**

Submitted by

**ALEN VARGHESE KOONAN**

**(CCAVBCM081)**

Under the supervision of

**DR. LINDA MARY SIMON**



**DEPARTMENT OF COMMERCE**

**CHRIST COLLEGE (AUTONOMOUS), IRINJALAKUDA**

**UNIVERSITY OF CALICUT**

**MARCH 2024**

**CHRIST COLLEGE (AUTONOMOUS), IRINJALAKUDA**  
**CALICUT UNIVERSITY**



**DEPARTMENT OF COMMERCE CERTIFICATE**

This is to certify that the project report entitled “**EDUCATIONAL MIGRATION WITH REFERENCE TO CHRIST COLLEGE (AUTONOMOUS) IRINJALAKUDA**” is a bonafide record of project done by **ALEN VARGHESE KOONAN**, Reg. No. CCAVBCM081, under my guidance and supervision in partial fulfilment of the requirement for the award of the degree of **BACHELOR OF COMMERCE** and it has not previously formed the basis for any Degree, Diploma and Associateship or Fellowship.

**Assoc.Prof. K.J. Joseph**  
**Co-Ordinator**

**Dr. Linda Mary Simon**  
**Project Guide**





## TABLES OF CONTENTS

SL.NO	CONTENTS	PAGE NO
	LIST OF TABLES	
CHAPTER I	INTRODUCTION	1-4
CHAPTER II	REVIEW OF LITERATURE	5-9
CHAPTER III	THEORETICAL FRAMEWORK	10-20
CHAPTER IV	DATA ANALYSIS AND INTERPRETATION	21-44
CHAPTER V	FINDINGS, SUGGESTIONS & CONCLUSION	45-48
	BIBLIOGRAPHY	
	ANNEXURE	

## DECLARATION

I, **ALEN VARGHESE KOONAN**, hereby declare that the project work entitled **"EDUCATIONAL MIGRATION WITH REFERENCE TO CHRIST COLLEGE (AUTONOMOUS) IRINJALAKUDA"** is a record of independent and bonafide project work carried out by me under the supervision and guidance of **DR. LINDA MARY SIMON**, Asst. Professor, Department of Commerce, Christ College (Autonomous), Irinjalakuda.

The information and data given in the report is authentic to the best of my knowledge. The report has not been previously submitted for the award of any Degree, Diploma, Associateship or other similar title of any other university or institute.

**Place: Irinjalakuda**

**Date: 23.02.2024**

  
**ALEN VARGHESE KOONAN**

**CCAVBCM081**

## ACKNOWLEDGEMENT

I would like to take the opportunity to express my sincere gratitude to all people who have helped me with sound advice and able guidance.

Above all, I express my eternal gratitude to the Lord Almighty under whose divine guidance; I have been able to complete this work successfully.

I would like to express my sincere obligation to Rev. Dr. Jolly Andrews CMI our principal, for providing various facilities.

I am thankful to Asso. Prof. K.J. Joseph, Co-ordinator of the Department, for providing proper help and encouragement in the preparation of this report.

I am thankful to my class teacher, Ms. Sreelakshmi K, Asst. Professor, for providing proper help and encouragement in the preparation of this report.

I express my sincere gratitude to Ms. Linda Mary Simon, Asst. Professor, whose guidance and support throughout the training period helped me to complete this work successfully.

I would like to express my preferred gratitude to all the faculties of the department for their interest and cooperation in this regard.

I extend my hearty gratitude to the librarian and other library staffs of my college for their wholehearted cooperation.

I express my sincere thanks to my friends and family for their support in completing this report successfully.

**Place: Irinjalakuda**

**Date: 23.02.2024**

  
**ALEN VARGHESE KOONAN**



## TABLES OF CONTENTS

SL.NO	CONTENTS	PAGE NO
	LIST OF TABLES	
CHAPTER I	INTRODUCTION	1-4
CHAPTER II	REVIEW OF LITERATURE	5-9
CHAPTER III	THEORETICAL FRAMEWORK	10-20
CHAPTER IV	DATA ANALYSIS AND INTERPRETATION	21-44
CHAPTER V	FINDINGS, SUGGESTIONS & CONCLUSION	45-48
	BIBLIOGRAPHY	
	ANNEXURE	

**“A STUDY ON CUSTOMER SATISFACTION  
TOWARDS EMIRATES AIRLINES”**

Project Report submitted to

**CHRIST COLLEGE (AUTONOMOUS) IRINJALAKUDA**

*In partial fulfilment of the requirement for the award of the degree of*

**BACHELOR OF COMMERCE**

Submitted by

**GIFTY ROSE**

**(CCAVBCM087)**

Under the supervision of

**Ms. SANDHYA V**



**DEPARTMENT OF COMMERCE**

**CHRIST COLLEGE (AUTONOMOUS), IRINJALAKUDA**

**UNIVERSITY OF CALICUT**

**MARCH 2024**

**CHRIST COLLEGE (AUTONOMOUS), IRINJALAKUDA**

**CALICUT UNIVERSITY**



**DEPARTMENT OF COMMERCE**

**CERTIFICATE**

This certifies that the project report entitled **“A STUDY ON CUSTOMER SATISFACTION TOWARDS EMIRATES AIRLINES”** is a bonafide record of a project done by **GIFTY ROSE**, Reg. No. **CCAVBCM087**, under my guidance and supervision in partially fulfilment of the requirement for the award of the degree of **BACHELOR OF COMMERCE** and it has not previously formed the basis for any Degree, Diploma and Associateship of Fellowship.

**Assoc. Prof. K. J. Joseph**

**Co-ordinator**

**Ms. SANDHYA V**

**Project Guide**





## **DECLARATION**

I, **GIFTY ROSE**, hereby declare that the project work entitled **"A STUDY ON CUSTOMER SATISFACTION TOWARDS EMIRATES AIRLINES"** is a record of independent and bonafide project work carried out by me under the supervision and guidance of Ms. Sandhya V, Asst. Professor, Department of Commerce, Christ College (Autonomous), Irinjalakuda.

The information and data given in the report is authentic to the best of my knowledge. The report has not been previously submitted for the award of any Degree, Diploma, Associateship or other similar title of any other university or institute.

**Place: Irinjalakuda**

**Date: 23/02/2024**



**GIFTY ROSE**

**CCAVBCM087**

## **ACKNOWLEDGEMENT**

I would like to take the opportunity to express my sincere gratitude to all people who have helped me with sound advice and able guidance.

Above all, I express my eternal gratitude to the Lord Almighty under whose divine guidance; I have been able to complete this work successfully.

I would like to express my sincere obligation to Rev. Dr. Jolly Andrews CMI our Principal, for providing various facilities.

I am thankful to Asso.Prof. K.J. Joseph, Co-ordinator of the Department, for providing proper help and encouragement in the preparation of this report.

I am thankful to my class teacher, Ms. Sreelakshmi K, Asst. Professor, for providing proper help and encouragement in the preparation of this report.

I express my sincere gratitude to Ms. Sandhya V, Asst. Professor, whose guidance and support throughout the training period helped me to complete this work successfully.

I would like to express my preferred gratitude to all the faculties of the department for their interest and cooperation in this regard.

I extend my hearty gratitude to the librarian and other library staffs of my college for their wholehearted cooperation.

I express my sincere thanks to my friends and family for their support in completing this report successfully.

**Place: Irinjalakuda**

**GIFTY ROSE**

**Date: 23/02/2024**

## **TABLES OF CONTENTS**

<b>SL.NO</b>	<b>CONTENTS</b>	<b>PAGE NO</b>
	<b>LIST OF TABLES</b>	
<b>CHAPTER I</b>	<b>INTRODUCTION</b>	<b>1-3</b>
<b>CHAPTER II</b>	<b>REVIEW OF LITERATURE</b>	<b>4-6</b>
<b>CHAPTER III</b>	<b>THEORETICAL FRAMEWORK</b>	<b>7-9</b>
<b>CHAPTER IV</b>	<b>DATA ANALYSIS AND INTERPRETATION</b>	<b>10-29</b>
<b>CHAPTER V</b>	<b>FINDINGS, SUGGESTIONS &amp; CONCLUSION</b>	<b>30-33</b>
	<b>BIBLIOGRAPHY</b>	
	<b>ANNEXURE</b>	

### LIST OF TABLES

<b>TABLE NO</b>	<b>TITLE</b>	<b>PAGE NO</b>
<b>4.1</b>	<b>Table showing age of respondents</b>	<b>10</b>
<b>4.2</b>	<b>Table showing gender of respondents</b>	<b>11</b>
<b>4.3</b>	<b>Table showing the respondents most preferred way of transportation</b>	<b>12</b>
<b>4.4</b>	<b>Table showing number of respondents travelled in flight</b>	<b>13</b>
<b>4.5</b>	<b>Table showing preferred Airlines of respondents</b>	<b>14</b>
<b>4.6</b>	<b>Table showing the number of respondents knows Emirates</b>	<b>15</b>
<b>4.7</b>	<b>Table showing how respondents come to know about Emirates Airlines</b>	<b>16</b>
<b>4.8</b>	<b>Table showing number of respondents knows Emirates advertisements</b>	<b>17</b>
<b>4.9</b>	<b>Table showing which means of communication respondents prefers for Emirates Advertisements</b>	<b>18</b>
<b>4.10</b>	<b>Table showing number of respondents travelled in Emirates</b>	<b>19</b>
<b>4.11</b>	<b>Table showing how the respondents get tickets for Emirates Airlines</b>	<b>20</b>
<b>4.12</b>	<b>Table showing the number of regular travellers in Emirates Airlines from the respondents</b>	<b>21</b>
<b>4.13</b>	<b>Table showing how often respondents travelled in Emirates</b>	<b>22</b>
<b>4.14</b>	<b>Table showing in which Situation the respondents travelled more in Emirates Airlines</b>	<b>23</b>
<b>4.15</b>	<b>Table showing the rating given to Emirates Availability</b>	<b>24</b>
<b>4.16</b>	<b>Table showing the rating given to Emirates services</b>	<b>25</b>
<b>4.17</b>	<b>Table showing the rating given to Emirates Staff</b>	<b>26</b>
<b>4.18</b>	<b>Table showing the rating given to Emirates compared to other Competitors</b>	<b>27</b>
<b>4.19</b>	<b>Table showing satisfaction level of respondents with Emirates</b>	<b>28</b>
<b>4.20</b>	<b>Table showing the number of respondents interested in recommending Emirates to friends and relatives</b>	<b>29</b>



### LIST OF GRAPHS

TABLE NO	TITLE	PAGE NO
4.1	Graph showing age of respondents	10
4.2	Graph showing gender of respondents	11
4.3	Graph showing the respondents most preferred way of transportation	12
4.4	Graph showing number of respondents travelled in flight	13
4.5	Graph showing preferred Airlines of respondents	14
4.6	Graph showing the number of respondents knows Emirates	15
4.7	Graph showing how respondents come to know about Emirates Airlines	16
4.8	Graph showing number of respondents knows Emirates advertisements	17
4.9	Graph showing which means of communication respondents prefers for Emirates Advertisements	18
4.10	Graph showing number of respondents travelled in Emirates	19
4.11	Graph showing how the respondents get tickets for Emirates Airlines	20
4.12	Graph showing the number of regular travellers in Emirates Airlines from the respondents	21
4.13	Graph showing how often respondents travelled in Emirates	22
4.14	Graph showing in which Situation the respondents travelled more in Emirates Airlines	23
4.15	Graph showing the rating given to Emirates Availability	24
4.16	Graph showing the rating given to Emirates services	25
4.17	Graph showing the rating given to Emirates Staff	26
4.18	Graph showing the rating given to Emirates compared to other Competitors	27
4.19	Graph showing satisfaction level of respondents with Emirates	28
4.20	Graph showing the number of respondents interested in recommending Emirates to friends and relatives	29

**"A COMPARITIVE STUDY AMONG ANDROID AND  
iPHONE USERS"**

Project Report submitted to

**CHRIST COLLEGE (AUTONOMOUS), IRINJALAKUDA**

*In partial fulfillment of the requirement for the award of the degree of*

**BACHELOR OF COMMERCE**

Submitted by:

**JUHAINA P M**

**(CCAVBCMO88)**

Under the supervision of

**Ms.REVATHY KRISHNAKUMAR**



**DEPARTMENT OF COMMERCE**

**CHRIST COLLEGE (AUTONOMOUS), IRINJALAKUDA**

**UNIVERSITY OF CALICUT**

**MARCH 2024**



**CHRIST COLLEGE (AUTONOMOUS), IRINJALAKUDA**

**CALICUT UNIVERSITY**



**DEPARTMENT OF COMMERCE CERTIFICATE**

This is to certify that the project report entitled "**A COMPARITIVE STUDY AMONG ANDROID AND iPHONE USERS**" is a bonafide record of the project done by JUHAINA P M, Reg No: CCAVBCM088 under my guidance and supervision in partial fulfilment of the requirement for the award of the degree of BACHELOR OF COMMERCE and, has not previously formed the basis for any Degree, Diploma, Associateship, or Fellowship.

**Prof. KJ JOSEPH**  
Co-ordinator

**Ms REVATHY KRISHNAKUMAR**  
Project guide



## DECLARATION

I JUHAINA P M hereby declare that the project work entitled "A COMPARITIVE STUDY AMONG ANDROID AND iPHONE USERS" is a record of independent and bonafide project work carried out by us under the supervision and guidance of Ms REVATHY, assistant professor, Department of commerce, Christ College, Irinjalakuda.

The information and data given in the report is authentic to the best of my knowledge. The report has not been previously submitted for the award of any Degree, Diploma, Associateship or other similar title of any other university or Institute.

Place: Irinjalakuda

Date: 23-02-2024



JUHAINA P M

CCAVBCMO88



## ACKNOWLEDGEMENT

I would like to take the opportunity to express my sincere gratitude to all people who have helped me with sound advice and able guidance. Above all, I express my eternal gratitude to the Lord Almighty under whose divine guidance; I have been able to complete this work successfully.

I would like to express my sincere gratitude to Rev.Dr. Jolly Andrews, Principal-in-Charge, Christ college Irinjalakuda for providing various facilities.

I am thankful to Prof. K.J. Joseph, Coordinator of B. Com (Finance), for providing proper help and encouragement in the preparation of this report. I am thankful to Ms.SREELAKSHMI K, the Class teacher for her cordial support, valuable information and guidance, which helped me in completing this task through various stages.

I express my sincere gratitude to Ms REVATHY KRISHNAKUMAR, whose guidance and support throughout the training period helped me to complete this work successfully.

I would like to express my gratitude to all the faculties of the Department for their interest and cooperation in this regard.

I extend my hearty gratitude to the librarian and other library staff of my college for their wholehearted cooperation.

I express my sincere thanks to my friends and family for their support in completing this report successfully.

**Place: Irinjalakuda**

**Date: 23-02-2024**

**JUHAINA P M**

**CCAVBCMO88**

## TABLE OF CONTENTS

SI.NO	CONTENTS	PAGE NO
	LIST OF TABLES	
CHAPTER I	INTRODUCTION	1-4
CHAPTER II	REVIEW OF LITERATURE	5-6
CHAPTER III	THEORETICAL FRAMEWORK	7-13
CHAPTER IIII	DATAANALYSIS AND INTERPRETATION	14-34
CHAPTER V	FINDINGS, SUGGESTIONS, AND CONCLUSIONS	35-37
	BIBLOGRAPHY	38
	ANNEXURE	



## LIST OF TABLES

TABLE NO	TITLE	PAGE NO
4.1	Table showing classification of respondents on basis of age	14
4.2	Table showing classification of respondents on basis of gender	15
4.3	Table showing satisfaction level among android and iPhone users	16
4.4	Table showing classification of respondents on basis of ease of use	17
4.5	Table showing classification of respondents of system being intuitive	18
4.6	Table showing classification of respondents on basis of suggestions made	19
4.7	Table showing classification of respondents on basis of specific features lacking in their system	20
4.8	Table showing classification of respondents on basis of satisfaction level with availability of apps in their system	21
4.9	Table showing classification of respondents on basis of any lacking apps in their system	22
4.10	Table showing classification of respondents on basis of satisfaction level on updates and supports provided by their system	23
4.11	Table showing classification of respondents on basis of importance of customisation	24

4.12	Table showing classification on basis of customisation needed	25
4.13	Table showing classification of respondents on basis of speed and overall performance of system	26
4.14	Table showing classification of respondents on basis of recommending their system	27
4.15	Table showing classification of respondents on basis recommendations or improvements needed	28
4.16	Table showing classification of respondents on basis of biometric authentication	29
4.17	Table showing classification of respondents on basis of installing security updates	30
4.18	Table showing classification of respondents on challenges or concern	31
4.19	Table showing classification of respondents on basis of performance while using apps	32
4.20	Table showing classification of respondents on basis of satisfaction level of their voice assistant	33
4.21	Table showing classification of respondents on device compatible to all third party accessories	34



## LIST OF GRAPHS

TABLE NO	TITLE	PAGE NO
4.1	Graph showing classification of respondents on basis of age	14
4.2	Graph showing classification of respondents on basis of gender	15
4.3	Graph showing satisfaction level among android and iPhone users	16
4.4	Graph showing classification of respondents on basis of ease of use	17
4.5	Graph showing classification of respondents of system being intuitive	18
4.6	Graph showing classification of respondents on basis of suggestions made	19
4.7	Graph showing classification of respondents on basis of specific features lacking in their system	20
4.8	Graph showing classification of respondents on basis of satisfaction level with availability of apps in their system	21
4.9	Graph showing classification of respondents on basis of any lacking apps in their system	22
4.10	Graph showing classification of respondents on basis of satisfaction level on updates and supports provided by their system	23
4.11	Graph showing classification of respondents on the basis os importance of customization	24
4.12	Graph showing classification on basis of customisation needed	25

4.13	Graph showing classification of respondents on basis of speed and overall performance of system	26
4.14	Graph showing classification of respondents on basis of recommending their system	27
4.15	Graph showing classification of respondents on basis recommendations or improvements needed	28
4.16	Graph showing classification of respondents on basis of biometric authentication	29
4.17	Graph showing classification of respondents on basis of installing security updates	30
4.18	Graph showing classification of respondents on challenges or concern	31
4.19	Graph showing classification of respondents on basis of performance while using apps	32
4.20	Graph showing classification of respondents on basis of satisfaction level of their voice assistant	33
4.21	Graph showing classification of respondents on device compatible to all third party accessories	34

**“A STUDY ON CONSUMER PREFERENCE ON COSMETICS  
AMONG FEMALE STUDENTS WITH SPECIAL REFERENCE TO  
CHRIST COLLEGE (AUTONOMOUS) IRINJALAKUDA”**

Project Report submitted to

**CHRIST COLLEGE (AUTONOMOUS) IRINJALAKUDA**

*In partial fulfilment of the requirement for the award of the degree of*

**BACHELOR OF COMMERCE**

Submitted by

**SHIFANA SHAJAHAN**

**(CCAVBCM089)**

Under the supervision of

**Ms. SIJI CL**



**DEPARTMENT OF COMMERCE  
CHRIST COLLEGE (AUTONOMOUS), IRINJALAKUDA  
UNIVERSITY OF CALICUT**

**MARCH 2024**



**CHRIST COLLEGE (AUTONOMOUS), IRINJALAKUDA**

**CALICUT UNIVERSITY**



**DEPARTMENT OF COMMERCE**

**CERTIFICATE**

This is to certify that the project report entitled “**A Study on consumer preference on cosmetics among female students with special reference to CHRIST COLLEGE (AUTONOMOUS) IRIJALAKUDA**” is a bonafide record of project done by **SHIFANA SHAJAHAN**, Reg. No. CCAVBCM089, under my guidance and supervision in partial fulfilment of the requirement for the award of the degree of **BACHELOR OF COMMERCE** and it has not previously formed the basis for any Degree, Diploma and Associateship or Fellowship.

**Assoc.Prof. K.J. Joseph**  
**Co-ordinator**

**Ms. SIJI CL**  
**Project Guide**





## **DECLARATION**

I, **SHIFANA SHAJAHAN**, hereby declare that the project work entitled **“A STUDY ON CONSUMER PREFERENCE ON COSMETICS AMONG FEMALE STUDENTS WITH SPECIAL REFERENCE TO CHRIST COLLEGE (AUTONOMOUS), IRINJALAKUDA”** is a record of independent and bonafide project work carried out by me under the supervision and guidance of Ms.SIJI CL , Asst. Professor, Department of Commerce, Christ College (Autonomous), Irinjalakuda.

The information and data given in the report is authentic to the best of my knowledge. The report has not been previously submitted for the award of any Degree, Diploma, Associateship or other similar title of any other university or institute.

**Place: Irinjalakuda**

**Date: 23.02.2024**



**SHIFANA SHAJAHAN**

**CCAVBCM089**

## **ACKNOWLEDGEMENT**

I would like to take the opportunity to express my sincere gratitude to all people who have helped me with sound advice and able guidance.

Above all, I express my eternal gratitude to the Lord Almighty under whose divine guidance; I have been able to complete this work successfully.

I would like to express my sincere obligation to Rev. Dr. Jolly Andrews CMI our Principal, for providing various facilities.

I am thankful to Asso.Prof. K.J. Joseph, Co-ordinator of the Department, for providing proper help and encouragement in the preparation of this report.

I am thankful to my class teacher, Ms. Sreelakshmi K, Asst. Professor, for providing proper help and encouragement in the preparation of this report.

I express my sincere gratitude to Ms. Siji. CL, Asst. Professor, whose guidance and support throughout the training period helped me to complete this work successfully.

I would like to express my preferred gratitude to all the faculties of the department for their interest and cooperation in this regard.

I extend my hearty gratitude to the librarian and other library staffs of my college for their wholehearted cooperation.

I express my sincere thanks to my friends and family for their support in completing this report successfully.

**Place: Irinjalakuda**

**SHIFANA SHAJAHAN**

**Date: 23.02.2024**

## **TABLES OF CONTENTS**

<b>SL.NO</b>	<b>CONTENTS</b>	<b>PAGE NO</b>
	<b>LIST OF TABLES</b>	
<b>CHAPTER I</b>	<b>INTRODUCTION</b>	<b>1-5</b>
<b>CHAPTER II</b>	<b>REVIEW OF LITERATURE</b>	<b>6-10</b>
<b>CHAPTER III</b>	<b>THEORETICAL FRAMEWORK</b>	<b>11-13</b>
<b>CHAPTER IV</b>	<b>DATA ANALYSIS AND INTERPRETATION</b>	<b>14-34</b>
<b>CHAPTER V</b>	<b>FINDINGS, SUGGESTIONS &amp; CONCLUSION</b>	<b>35-38</b>
	<b>BIBLIOGRAPHY</b>	
	<b>ANNEXURE</b>	

### LIST OF TABLES

TABLE NO	TITLE	PAGE NO:
4.1.	Table showing age wise classification of respondents	14
4.2	Table showing the use of cosmetics	15
4.3	Table showing how often do you buy cosmetic products	16
4.4	Table showing what do you look for specially in cosmetic products	17
4.5	Table showing monthly expenses spend for cosmetics	18
4.6	Table showing type of cosmetic products prefers to purchase	19
4.7	Table showing preference of various brand	20
4.8	Table showing mostly used cosmetic products	21
4.9	Table showing from which place you prefer to buy cosmetics product.	22



4.10	Table showing source of information about cosmetic brand	23
4.11	Table showing satisfaction with these products	24
4.12	Table showing how long you have been using cosmetic products	25
4.13	Table showing does celebrity endorsement influence you to buy any cosmetic product	26
4.14	Table showing what motivates your purchasing process in terms of cosmetics	27
4.15	Table showing according to you what kind of advertisement has long lasting impact in terms of cosmetics	28
4.16	Table showing whether you collect information before purchasing cosmetic products	29
4.17	Table showing do you think expensive cosmetic product are better than cheaper products	30
4.18	Table showing how frequently you purchase the cosmetic products	31
4.19	Table showing do quality advertisements change your perception about the products	32
4.20	Table showing what images do cosmetic users project to you	33
4.21	Table showing do you like smell in your cosmetic products	34

### LIST OF GRAPHS

TABLE NO	TITLE	PAGE NO:
4.1	Graph showing age wise classification of respondents	14
4.2	Graph showing the use of cosmetics	15
4.3	Graph showing how often do you buy cosmetic products	16
4.4	Graph showing what do you look for specially in cosmetic products	17
4.5	Graph showing monthly expenses spend for cosmetics	18
4.6	Graph showing type of cosmetic products prefers to purchase	19
4.7	Graph showing preference of various brand	20
4.8	Graph showing mostly used cosmetic products	21

4.9	Graph showing from which place you prefer to buy cosmetics product.	22
4.10	Graph showing source of information about cosmetic brand	23
4.11	Graph showing satisfaction with these products	24
4.12	Graph showing how long you have been using cosmetic products	25
4.13	Graph showing does celebrity endorsement influence you to buy any cosmetic product	26
4.14	Graph showing what motivates your purchasing process in terms of cosmetics	27
4.15	Graph showing according to you what kind of advertisement has long lasting impact in terms of cosmetics	28
4.16	Graph showing whether you collect information before purchasing cosmetic products	29
4.17	Graph showing do you think expensive cosmetic product are better than cheaper products	30

4.18	Graph showing how frequently you purchase the cosmetic products	31
4.19	Graph showing do quality advertisements change your perception about the products	32
4.20	Graph showing what images do cosmetic users project to you	33
4.21	Graph showing do you like smell in your cosmetic products	34



**“A STUDY ON FINANCIAL INCLUSION AMONG  
WOMEN ENTREPRENEURS WITH SPECIAL  
REFERENCE TO KUDUMBASHREE UNITS”**

Project Report submitted to

**CHRIST COLLEGE (AUTONOMOUS) IRINJALAKUDA**

*In partial fulfilment of the requirement for the award of the degree of*

**BACHELOR OF COMMERCE**

Submitted by

**SIDHARTH S**

**(CCAVBCM090)**

Under the supervision of

**Ms. SWATHY V CHANDRAN**




**DEPARTMENT OF COMMERCE**

**CHRIST COLLEGE (AUTONOMOUS),**

**IRINJALAKUDA UNIVERSITY OF CALICUT**

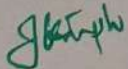
**MARCH 2024**


**CHRIST COLLEGE (AUTONOMOUS), IRINJALAKUDA**  
**CALICUT UNIVERSITY**



**DEPARTMENT OF COMMERCE**  
**CERTIFICATE**

This is to certify that the project report entitled **“A STUDY ON FINANCIAL INCLUSION AMONG WOMEN ENTREPRENEURS WITH SPECIAL REFERNCE TO KUDUMBASHREE UNITS”** is a bonafide record of project done by **SIDHARTH S**, Reg. No. **CCAVBCM090**, under my guidance and supervision in partial fulfilment of the requirement for the award of the degree of **BACHELOR OF COMMERCE** and it has not previously formed the basis for any Degree, Diploma and Associateship or Fellowship.

  
**Assoc. Prof. K.J. JOSEPH**  
**Co-Ordinator**

  
**Ms. SWATHY V CHANDRAN**  
**Project Guide**





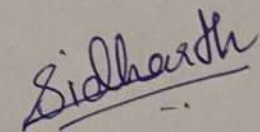
## DECLARATION

I, SIDHARTH S , hereby declare that the project work entitled “**A STUDY ON FINANCIAL INCLUSION AMONG WOMEN ENTREPRENEURS WITH SPECIAL REFERENCE TO KUDUMBASHREE UNITS**” is a record of independent and bonafide project work carried out by me under the supervision and guidance of Ms. Swathy V Chandran, Asst. Professor, Department of Commerce, Christ College (Autonomous), Irinjalakuda.

The information and data given in the report is authentic to the best of my knowledge. The report has not been previously submitted for the award of any Degree, Diploma, Associateship or other similar title of any other university or institute.

**Place:** Irinjalakuda

**Date:** 23/02/2024

  
**SIDHARTH S**

**CCAVBCM090**

## ACKNOWLEDGEMENT

I would like to take the opportunity to express my sincere gratitude to all people who have helped me with sound advice and able guidance.

Above all, I express my eternal gratitude to the Lord Almighty under whose divine guidance; I have been able to complete this work successfully.

I would like to express my sincere obligation to Rev. Dr. Jolly Andrews CMI our Principal, for providing various facilities.

I am thankful to Asso. Prof. K.J. Joseph, Co-Ordinator of the Department, for providing proper help and encouragement in the preparation of this report.

I am thankful to my class teacher, Ms. Sreelakshmi K, Asst. Professor, for providing proper help and encouragement in the preparation of this report.

I express my sincere gratitude to Ms. Swathy V Chandran, Asst. Professor, whose guidance and support throughout the training period helped me to complete this work successfully.

I would like to express my preferred gratitude to all the faculties of the department for their interest and cooperation in this regard.

I extend my hearty gratitude to the librarian and other library staffs of my college for their wholehearted cooperation.

I express my sincere thanks to my friends and family for their support in completing this report successfully.



**SIDHARTH S**

**Place: Irinjalakuda**

**Date: 23/02/2024**



## TABLES OF CONTENTS

SL.NO	CONTENTS	PAGE NO
	LIST OF TABLES	
	LIST OF DIAGRAMS	
CHAPTER I	INTRODUCTION	1-6
CHAPTER II	REVIEW OF LITERATURE	7-10
CHAPTER III	THEORETICAL FRAMEWORK	11-21
CHAPTER IV	DATA ANALYSIS AND INTERPRETATION	22-45
CHAPTER V	FINDINGS, SUGGESTIONS & CONCLUSION	46-48
	BIBLIOGRAPHY	
	ANNEXURE	

## LIST OF TABLES

TABLE NO.	TITLE	PAGE NO.
4.1	Age of respondents	22
4.2	Marital Status	23
4.3	Number of Dependents	24
4.4	Educational Qualification	25
4.5	Type of Business	26
4.6	Years in Business	27
4.7	Annual Turnover	28
4.8	Table showing whether respondents have Bank Accounts	29
4.9	Table showing how often respondents use banking services	30
4.10	Table showing whether respondents use digital banking services or not	31
4.11	Table showing whether respondents have applied for a Bank Loan	32
4.12	Table showing whether respondents faced any challenges in the loan application process	33
4.13	Table showing major barriers to access credit	34
4.14	Table showing savings of respondents	35
4.15	Confidence of respondents in managing business finance	36



4.16	Table showing whether respondents have attended any financial literacy programmes	37
4.17	Table showing whether there are any community based financial support systems for the respondents	38
4.18	Table showing whether respondents are aware of any NGO support programmes for women entrepreneurs	39
4.19	Table showing whether there is a requirement of improvements in financial services for women entrepreneurs	40
4.20	Table showing whether respondents have any long-term financial goals for their business	41
4.21	Table showing sources of financial information	42
4.22	Table showing whether Kudumbashree brought a positive change in the life of respondents	43
4.23	Table showing Government Schemes availed by the respondents	44
4.24	Table showing satisfaction levels of the respondents	45

## LIST OF DIAGRAMS

DIAGRAM NO.	TITLE	PAGE No.
4.1	Age	22
4.2	Marital Status	23
4.3	Number of Dependents	24
4.4	Educational Qualification	25
4.5	Type of Business	26
4.6	Years in Business	27
4.7	Annual Turnover	28
4.8	Bank Accounts	29
4.9	how often respondents use banking services	30
4.10	Diagram showing whether respondents use digital banking services or not	31
4.11	Diagram showing whether respondents have applied for a Bank Loan	32
4.12	Diagram showing whether respondents faced any challenges in the loan application process	33
4.13	Diagram showing savings of respondents	35
4.14	Confidence of respondents in managing business finance	36
4.15	Diagram showing whether respondents have attended any financial literacy programmes	37
4.16	Diagram showing whether there are any community based financial support systems	38



	for the respondents	
4.17	Diagram showing whether respondents are aware of any NGO support programmes for women entrepreneurs	39
4.18	Diagram showing whether there is a requirement of improvements in financial services for women entrepreneurs	40
4.19	Diagram showing whether respondents have any long-term financial goals for their business	41
4.20	Diagram showing sources of financial information	42
4.21	Diagram showing whether Kudumbashree brought a positive change in the life of respondents	43
4.22	Diagram showing Government Schemes availed by the respondents	44
4.23	Diagram showing satisfaction levels of the respondents	45

**“EDUCATIONAL EVOLUTION: ONLINE LEARNING  
APPS REVOLUTIONIZING TRADITIONAL TUITION  
CLASSES AMONG SCHOOL STUDENTS”**

Project Report submitted to

**CHRIST COLLEGE (AUTONOMOUS) IRINJALAKUDA**

*In partial fulfilment of the requirement for the award of the degree of*

**BACHELOR OF COMMERCE**

Submitted by,

**SIVANI GHOSH M**

**(CCAVBCM091)**

Under the supervision of

**Ms. REEJA SUSAN ROLY**



**DEPARTMENT OF COMMERCE**

**CHRIST COLLEGE (AUTONOMOUS),**

**IRINJALAKUDA UNIVERSITY OF CALICUT**

**MARCH 2024**

**CHRIST COLLEGE (AUTONOMOUS), IRINJALAKUDA**

**CALICUT UNIVERSITY**



**DEPARTMENT OF COMMERCE**

**CERTIFICATE**

This is to certify that the project report entitled **“EDUCATIONAL EVOLUTION: ONLINE LEARNING APPS REVOLUTIONIZING TRADITIONAL TUITION CLASSES AMONG SCHOOL STUDENTS.”** is a bonafide record of project done by **SIVANI GHOSH M**, Reg. No. **CCAVBCM091**, under my guidance and supervision in partial fulfilment of the requirement for the award of the degree of **BACHELOR OF COMMERCE** and it has not previously formed the basis for any Degree, Diploma and Associateship or Fellowship.

**Associate Prof. K.J. Joseph**  
**Coordinator**

**Ms. Reeja Susan Roly**  
**Project Guide**





## **DECLARATION**

**I, SIVANI GHOSH M, hereby declare that the project work entitled “EDUCATIONAL EVOLUTION: REVOLUTINIZING TRADITIONAL TUITION CLASSES AMONG SCHOOL STUDENTS” is a record of independent and bonafide project work carried out by me under the supervision and guidance of Ms. Reeja Susan Roly, Asst. Professor, Department of Commerce, Christ College (Autonomous), Irinjalakuda.**

**The information and data given in the report is authentic to the best of my knowledge. The report has not been previously submitted for the award of any Degree, Diploma, Associateship or other similar title of any other university or institute.**

**Place: Irinjalakuda**

**Date: 23/02/2024**



**SIVANI GHOSH M**

**CCAVBCM091**

## **ACKNOWLEDGEMENT**

I would like to take the opportunity to express my sincere gratitude to all people who have helped me with sound advice and able guidance.

Above all, I express my eternal gratitude to the Lord Almighty under whose divine guidance; I have been able to complete this work successfully.

I would like to express my sincere obligation to Rev. Dr. Jolly Andrews CMI our Principal, for providing various facilities.

I am thankful to Asso.Prof. K.J. Joseph, Co-ordinator of the Department, for providing proper help and encouragement in the preparation of this report.

I am thankful to my class teacher, Ms. Sreelakshmi, Asst. Professor, for providing proper help and encouragement in the preparation of this report.

I express my sincere gratitude to Ms. Reeja Susan Roly, Asst. Professor, whose guidance and support throughout the training period helped me to complete this work successfully.

I would like to express my preferred gratitude to all the faculties of the department for their interest and cooperation in this regard.

I extend my hearty gratitude to the librarian and other library staffs of my college for their wholehearted cooperation.

I express my sincere thanks to my friends and family for their support in completing this report successfully.

**Place: Irinjalakuda**

**SIVANI GHOSH M**

**Date: 23/02/2024**

## TABLE OF CONTENTS

SL.NO	CONTENTS	PAGE NO
	LIST OF TABLES	
	LIST OF FIGURES	
CHAPTER I	INTRODUCTION	1-4
CHAPTER II	REVIEW OF LITERATURE	5-6
CHAPTER III	THEORETICAL FRAMEWORK	7-10
CHAPTER IV	DATA ANALYSIS AND INTERPRETATION	11-26
CHAPTER V	FINDINGS, SUGGESTIONS & CONCLUSION	27-30
	BIBLIOGRAPHY	
	ANNEXURE	



## LIST OF TABLES

TABLE NO	TITLE	PAGE NO:
4.1	Showing the students currently attending online learning apps and traditional tuition classes	11
4.2	Showing the students who have used the online platform at least once	12
4.3	Showing the students using various online learning apps	13
4.4	Showing the student's satisfaction on the effectiveness of online learning apps	14
4.5	Showing that online learning apps will take over traditional tuition classes or not	15
4.6	Showing learning via online is difficult or not	16
4.7	Showing which learning method is more flexible	17
4.8	Showing the students who have faced challenges while using online learning apps	18
4.9	Showing the most common challenges faced by respondents	19

<b>4.10</b>	Showing the features of online learning apps that have drawn the respondents to the platform	<b>20</b>
<b>4.11</b>	Showing the respondents that prefer traditional tuitions over online learning	<b>21</b>
<b>4.12</b>	Showing the subjects that the respondents preferred traditional tuition over online learning	<b>22</b>
<b>4.13</b>	Showing whether online learning apps lack any feature than traditional tuition classes	<b>23</b>
<b>4.14</b>	Showing the most common lacking feature of online learning apps than in traditional tuition classes	<b>24</b>
<b>4.15</b>	Showing the level of student teacher interaction in the online learning apps	<b>25</b>
<b>4.16</b>	Showing the overall satisfaction of the respondents	<b>26</b>

## LIST OF FIGURES

FIGURE NO:	TITLE	PAGE NO:
4.1	Showing the students currently attending online learning apps and traditional tuition classes.	11
4.2	Showing the students who have used the online platform at least once.	12
4.3	Showing the students using various online learning apps.	13
4.4	Showing the student's satisfaction on the effectiveness of online learning apps.	14
4.5	Showing that online learning app will take over traditional tuition classes or not.	15
4.6	Showing learning via online is difficult or not.	16
4.7	Showing which learning method is more flexible.	17

<b>4.8</b>	Showing the students who have faced challenges while using online learning apps.	<b>18</b>
<b>4.9</b>	Showing the most common challenges faced by respondents.	<b>19</b>
<b>4.10</b>	Showing features of online learning apps that have drawn respondents to the learning platform.	<b>20</b>
<b>4.11</b>	Showing the respondents that who prefer traditional tuitions over online learning	<b>21</b>
<b>4.12</b>	Showing the subjects that the respondents preferred traditional tuition over online learning apps	<b>22</b>
<b>4.13</b>	Showing whether online learning apps lack any feature than in traditional tuition classes	<b>23</b>
<b>4.14</b>	Showing the most common lacking feature of online learning apps than in traditional tuition classes	<b>24</b>
<b>4.15</b>	Showing level of student teacher interaction in the online learning apps.	<b>25</b>
<b>4.16</b>	Showing the overall satisfaction of the respondents	<b>26</b>



**“A STUDY ON FINANCIAL PERFORMANCE  
OF TECH MAHINDRA LIMITED”**

Project Report submitted to

**CHRIST COLLEGE (AUTONOMOUS), IRINJALAKUDA**

*In partial fulfilment of the requirement for the award of the degree of*

**BACHELOR OF COMMERCE**

Submitted by

**SREEJESH P R**

**(CCAVBCM092)**

Under the supervision of

**DR. LINDA MARY SIMON**



**DEPARTMENT OF COMMERCE**

**CHRIST COLLEGE (AUTONOMOUS), IRINJALAKUDA**

**UNIVERSITY OF CALICUT**

**MARCH 2024**

CHRIST COLLEGE (AUTONOMOUS), IRINJALAKUDA

CALICUT UNIVERSITY



**DEPARTMENT OF COMMERCE CERTIFICATE**

This is to certify that the project report entitled **"A Study on Financial Performance of Tech Mahindra Limited"** is a bonafide record of project done by **SREEJESH P R**, Reg. No. CCAVBCM092, under my guidance and supervision in partial fulfilment of the requirement for the award of the degree of **BACHELOR OF COMMERCE** and it has not previously formed the basis for any Degree, Diploma and Associateship or Fellowship.

**Assoc.Prof. K.J. Joseph**  
**Co-ordinator**

**DR. Linda Mary Simon**  
**Project Guide**



## DECLARATION

I, SREEJESH P R, hereby declare that the project work entitled "A STUDY ON FINANCIAL PERFORMANCE OF TECH MAHINDRA LIMITED" is a record of independent and bonafide project work carried out by me under the supervision and guidance of DR .Linda Mary Simon , Asst. Professor, Department of Commerce, Christ College (Autonomous), Irinjalakuda.

The information and data given in the report is authentic to the best of my knowledge. The report has not been previously submitted for the award of any Degree, Diploma, Associateship or other similar title of any other university or institute.

**Place:** Irinjalakuda

**Date:** 23/02/2024

  
**SREEJESH P R**

**CCAVBCM092**

## ACKNOWLEDGEMENT

I would like to take the opportunity to express my sincere gratitude to all people who have helped me with sound advice and able guidance.

Above all, I express my eternal gratitude to the Lord Almighty under whose divine guidance; I have been able to complete this work successfully.

I would like to express my sincere obligation to Rev. Dr. Jolly Andrews CMI our Principal, for providing various facilities.

I am thankful to Asso.Prof. K.J. Joseph, Co-ordinator of the Department, for providing proper help and encouragement in the preparation of this report.

I am thankful to my class teacher, Ms. Sreelakshmi K, Asst. Professor, for providing proper help and encouragement in the preparation of this report.

I express my sincere gratitude to DR. Linda Mary Simon, Asst. Professor, whose guidance and support throughout the training period helped me to complete this work successfully.

I would like to express my preferred gratitude to all the faculties of the department for their interest and cooperation in this regard.

I extend my hearty gratitude to the librarian and other library staffs of my college for their wholehearted cooperation.

I express my sincere thanks to my friends and family for their support in completing this report successfully.

**Place: Irinjalakuda**

  
**SREEJESH P R**

**Date: 23/02/2024**



## TABLES OF CONTENTS

SL.NO	CONTENTS	PAGE NO
	LIST OF TABLES	
	LIST OF GRAPHS	
CHAPTER I	INTRODUCTION	1 - 3
CHAPTER II	REVIEW OF LITERATURE	4 - 6
CHAPTER III	THEORETICAL FRAMEWORK	7 - 17
CHAPTER IV	DATA ANALYSIS AND INTERPRETATION	18 - 27
CHAPTER V	FINDINGS, SUGGESTIONS & CONCLUSION	28 - 30
	BIBLIOGRAPHY	
	ANNEXURE	

# LIST OF TABLES

TABLE NO	TITLE	PAGE NO:
4.1.	Table showing Current ratio	18
4.2	Table showing Absolute Liquid ratio	19
4.3	Table showing working capital ratio	20
4.4	Table showing Return on shareholders fund ratio	21
4.5	Table showing Net profit ratio	22
4.6	Table showing Liquid assets ratio	23
4.7	Table showing Debt to equity ratio	24
4.8	Table showing Return on investment ratio	25
4.9	Table showing proprietary ratio	26
4.10	Table showing Debt ratio	27

### LIST OF FIGURES

TABLE NO	TITLE	PAGE NO:
4.1.	Figure showing Current ratio	18
4.2	Figure showing Absolute Liquid ratio	19
4.3	Figure showing working capital ratio	20
4.4	Figure showing Return on shareholders fund ratio	21
4.5	Figure showing Net profit Ratio	22
4.6	Figure showing Liquid assets ratio	23
4.7	Figure showing Debt to equity ratio	24
4.8	Figure showing Return on investment ratio	25
4.9	Figure showing proprietary ratio	26
4.10	Figure showing Return on shareholders' fund	27





**"A STUDY ON ATTITUDE OF YOUNGSTERS  
TOWARDS ECOTOURISM"**

Project Report submitted to

**CHRIST COLLEGE (AUTONOMOUS) IRINJALAKUDA**

*In partial fulfilment of the requirement for the award of the degree of*

**BACHELOR OF COMMERCE**

Submitted by

**VISHAL DEVMITH**

**(CCAVBCM093)**

Under the supervision of

**Ms. SREELAKSHMI K**



**DEPARTMENT OF COMMERCE**

**CHRIST COLLEGE (AUTONOMOUS), IRINJALAKUDA**

**UNIVERSITY OF CALICUT**

**MARCH 2024**

**CHRIST COLLEGE (AUTONOMOUS), IRINJALAKUDA**

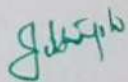
**CALICUT UNIVERSITY**

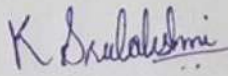


**DEPARTMENT OF COMMERCE**

**CERTIFICATE**

This is to certify that the project report entitled “**A Study on Attitude of Youngsters Towards Ecotourism**” is a bonafide record of project done by **VISHAL DEVMITH**, Reg. No. CCAVBCM093, under my guidance and supervision in partial fulfilment of the requirement for the award of the degree of **BACHELOR OF COMMERCE** and it has not previously formed the basis for any Degree, Diploma and Associateship or Fellowship.

  
**Assoc.Prof. K.J. Joseph**  
**Co-ordinator**

  
**Ms. SREELAKSHMI K**  
**Project Guide**



## DECLARATION

I, **VISHAL DEVMITH**, hereby declare that the project work entitled "**A STUDY ON ATTITUDE OF YOUNGSTERS TOWARDS ECOTOURISM**" is a record of independent and bonafide project work carried out by me under the supervision and guidance of Ms. Sreelakshmi K, Asst. Professor, Department of Commerce, Christ College (Autonomous), Irinjalakuda.

The information and data given in the report is authentic to the best of my knowledge. The report has not been previously submitted for the award of any Degree, Diploma, Associateship or other similar title of any other university or institute.

**Place:** Irinjalakuda

**Date:** 23/2/2024

Vishal Devmith.  
**VISHAL DEVMITH**

**CCAVBCM093**



## ACKNOWLEDGEMENT

I would like to take the opportunity to express my sincere gratitude to all people who have helped me with sound advice and able guidance.

Above all, I express my eternal gratitude to the Lord Almighty under whose divine guidance; I have been able to complete this work successfully.

I would like to express my sincere obligation to Rev. Dr. Jolly Andrews CMI our Principal, for providing various facilities.

I am thankful to Assoc. Prof. K.J. Joseph, Co-ordinator of the Department, for providing proper help and encouragement in the preparation of this report.

I am thankful to my class teacher, Ms. Sreelakshmi K, Asst. Professor, for providing proper help and encouragement in the preparation of this report.

I express my sincere gratitude to Ms. Sreelakshmi K, Asst. Professor, whose guidance and support throughout the training period helped me to complete this work successfully.

I would like to express my preferred gratitude to all the faculties of the department for their interest and cooperation in this regard.

I extend my hearty gratitude to the librarian and other library staffs of my college for their wholehearted cooperation.

I express my sincere thanks to my friends and family for their support in completing this report successfully.

Place: Irinjalakuda

VISHAL DEVMITH

Date:



## TABLES OF CONTENTS

SL.NO	CONTENTS	PAGE NO
	LIST OF TABLES	
	LIST OF FIGURES	
CHAPTER I	INTRODUCTION	1-3
CHAPTER II	REVIEW OF LITERATURE	4-8
CHAPTER III	THEORETICAL FRAMEWORK	9-18
CHAPTER IV	DATA ANALYSIS AND INTERPRETATION	19-40
CHAPTER V	FINDINGS, SUGGESTIONS & CONCLUSION	41-44
	BIBLIOGRAPHY	
	ANNEXURE	

## LIST OF TABLES

TABLE NO	CONTENTS	PAGE NO:
4.1	Table showing gender wise classification	19
4.2	Table showing how familiar the youngsters are with the concept of ecotourism	20
4.3	Table showing frequency of participation of youngsters in ecotourism activities	21
4.4	Table showing whether youngsters faced challenges when trying to engage in ecotourism activities.	22
4.5	Table showing frequency of youngsters seeking out eco-friendly accommodations when planning a trip.	23
4.6	Table showing frequency of youngsters who believe ecotourism can contribute to the conservation of natural environment.	24
4.7	Table showing frequency of factors which influence youngsters interest in ecotourism.	25
4.8	Table showing frequency of youngsters that thinks raising awareness about ecotourism among	26



	youngsters is important	
4.9	Table showing frequency of youngsters who believe social media has a role in promoting sustainable travel practices.	27
4.10	Table showing frequency of which ecotourism activities are most appealing to youngsters in context of tourism.	28
4.11	Table showing frequency of youngsters who would spend more money for eco-friendly travel option.	29
4.12	Table showing frequency who avoid single use plastic while travelling.	30
4.13	Table showing frequency of youngsters who are familiar project	31
4.14	Table showing frequency of youngsters whose income influence their choice of eco-friendly travels.	32
4.15	Table showing frequency of youngsters who thinks educational programs are significant motivator for young people to engage in ecotourism	33
4.16	Table showing frequency of youngsters familiar with the concept of carbon offsetting.	34
4.17	Table showing frequency of youngsters who are interested in volunteering for environmental conservation projects.	35

4.18	Table showing frequency of challenges faced by youngsters in adopting eco-friendly travel practices.	36
4.19	Table showing frequency role of government plays in influencing youngsters choices towards ecotourism	37
4.20	Table showing frequency who agrees with the following statement "I feel great sense of responsibility towards preserving natural habitats.	38
4.21	Table showing frequency of youngsters opinion on what role can educational institutions play in promoting awareness about ecotourism among youngsters.	39
4.22	Table showing which social media platform influence youngsters towards ecotourism the most.	40



## LIST OF FIGURES

TABLE NO	TITLE	PAGE NO:
4.1	Figure showing gender wise classification	19
4.2	Figure showing how familiar the youngsters are with the concept of ecotourism	20
4.3	Figure showing frequency of participation of youngsters in ecotourism activities	21
4.4	Figure showing whether youngsters faced challenges when trying to engage in ecotourism activities.	22
4.5	Figure showing frequency of youngsters seeking out eco-friendly accommodations when planning a trip.	23
4.6	Figure showing frequency of youngsters who believe ecotourism can contribute to the conservation of natural environment.	24
4.7	Figure showing frequency of factors which influence youngsters interest in ecotourism.	25
4.8	Figure showing frequency of youngsters that thinks raising awareness about ecotourism among youngsters is important	26
4.9	Figure showing frequency of youngsters who believe social media has a role in promoting sustainable travel practices.	27

4.18	Figure showing frequency of challenges faced by youngsters in adopting eco-friendly travel practices.	36
4.19	Figure showing frequency role of government plays in influencing youngsters choices towards ecotourism	37
4.20	Figure showing frequency who agrees with the following statement "I feel great sense of responsibility towards preserving natural habitats.	38
4.21	Figure showing frequency of youngsters opinion on what role can educational institutions play in promoting awareness about ecotourism among youngsters.	39
4.22	Figure showing which social media platform influence youngsters towards ecotourism the most.	40

**"A STUDY ON E PAYMENT APPLICATIONS IN  
INDIA WITH SPECIAL REFERENCE TO GPAY,  
PHONEPE, PAYTM AND AMAZON PAY"**

*Project Report submitted to*

**CHRIST COLLEGE (AUTONOMOUS) IRINJALAKUDA**

*In partial fulfillment of the requirement for the award of the degree of*

**BACHELOR OF COMMERCE**

*Submitted by*

**ADITHYAN**

**(CCAVBCM068)**

*Under the supervision of*

**Dr. P.L GEORGE**



**DEPARTMENT OF COMMERCE**

**CHRIST COLLEGE (AUTONOMOUS), IRINJALAKUDA**

**UNIVERSITY OF CALICUT**

**MARCH 2024**

**CHRIST COLLEGE (AUTONOMOUS), IRINJALAKUDA**

**CALICUT UNIVERSITY**



**DEPARTMENT OF COMMERCE  
CERTIFICATE**

This is to certify that the project report entitled **"A STUDY ON E PAYMENT APPLICATION IN INDIA WITH SPECIAL REFERENCE TO GPAY, PHONEPE, PAYTM AND AMAZON PAY"** is a bonafide record of the project done by **ADITHYAN**, Reg. No. **CCAVBCM068**, under my guidance and supervision in partial fulfilment of the requirement for the award of the degree of **BACHELOR OF COMMERCE** and it has not previously formed the basis for the award of any Degree, Diploma, Associateship or Fellowship.

**Assoc. Prof. K.J. Joseph**  
Co-ordinator

**Dr. P.L. GEORGE**  
Project Guide






## **DECLARATION**

I, ADITHYAN, CCAVBCM068 hereby declare that the project work entitled "A STUDY ON E PAYMENT APPLICATION IN INDIA WITH SPECIAL REFERENCE TO GPAY, PHONEPE, PAYTM AND AMAZON PAY" is a record of independent and bonafide project work carried out by me under the supervision and guidance of Dr P L George, Associate Professor, Department of Commerce, Christ College (Autonomous), Irinjalakuda. The information and data given in the report is authentic to the best of my knowledge. The report has not been previously submitted for the award of any Degree, Diploma, Associateship or other similar title of any other university or institute.

*Place: Irinjalakuda*  
*Date: 22/01/2024*

  
**ADITHYAN**  
**CCAVBCM068**

## ACKNOWLEDGEMENT

I would like to take the opportunity to express my sincere gratitude to all people who have helped me with sound advice and able guidance.

Above all, I express my eternal gratitude to the Lord Almighty under whose divine guidance, I have been able to complete this work successfully.

I would like to express my sincere obligation to Rev. Dr. Jolly Andrews CML, our principal, for providing various facilities.

I am thankful to Asso.Prof. K.J. Joseph, Co-Ordinator of the Department, for providing proper help and encouragement in the preparation of this report.

I am thankful to my class teacher, Ms. Sreelakshmi K, Asst. Professor, for providing proper help and encouragement in the preparation of this report.

I express my sincere gratitude to Dr P. L. George Associate, Professor, whose guidance and support throughout the training period helped me to complete this work successfully.

I would like to express my preferred gratitude to all the faculties of the department for their interest and cooperation in this regard.

I extend my hearty gratitude to the librarian and other library staff of my college for their wholehearted cooperation

I express my sincere thanks to my friends and family for their support in completing this report successfully.

Place: Irinjalakuda

ADITHYAN

Date:22/01/2024

## TABLES OF CONTENTS

SL NO	CONTENTS	PAGE NO
	LIST OF TABLES	
CHAPTER I	INTRODUCTION	1 - 4
CHAPTER II	REVIEW OF LITERATURE	5 - 8
CHAPTER III	THEORETICAL FRAMEWORK	9 - 17
CHAPTER IV	DATA ANALYSIS AND INTERPRETATION	18 - 32
CHAPTER V	FINDINGS, SUGGESTIONS & CONCLUSION	33 - 35
	BIBLIOGRAPHY	
	ANNEXURE	

## LIST OF TABLES

TABLE NO	TITLE	PAGE NO
4.1	Table showing the gender-wise classification	19
4.2	Table showing age	20
4.3	Table showing occupation	21
4.4	Table showing several respondents familiar with e-payments	21
4.5	Table showing the respondents are using e-payment for all transactions	23
4.6	Table showing the respondents of the epayment users	24
4.7	Table showing the respondents are using the opt app	25
4.8	Table showing the respondents the purpose of using the app	26
4.9	Table showing e-payments helpful for respondents	27
4.10	Table showing that respondents rate the satisfaction level out of 5	28
4.11	Table showing the respondents are facing server issues	29
4.12	Table showing the respondents receive money back when the server is down	30
4.13	Table showing that the respondents are having a bad experience	31



## LIST OF GRAPHS

TABLE NO	TITLE	PAGE NO
4.1	Figure showing the gender classification of the respondents	19
4.2	Figure showing the age classification of the respondents	20
4.3	Figure showing the occupation classification of the respondents	21
4.4	Figure showing the number of respondents familiar with e-payments	
4.5	Figure showing the respondents are using epayment for all transactions	24
4.6	Figure showing the respondents of e-payment users	26
4.7	Figure showing the respondent's reason for using the opt app	28
4.8	Figure showing the respondents are using the purpose of the app	28
4.9	Figure showing e-payments using helpful for respondents	31

4.10	Figure showing that respondents rate the satisfaction level out of 5	28
4.11	Figure showing the respondents are facing server issues	29
4.12	Figure showing the respondents receive money back when the server is down	30
4.13	Figure showing that the respondents are having a bad experience	31
4.14	The figure shows that the respondents are safe	32

**“A STUDY ON CONSUMER PREFERENCE ON COSMETICS  
AMONG FEMALE STUDENTS WITH SPECIAL REFERENCE TO  
CHRIST COLLEGE (AUTONOMOUS) IRINJALAKUDA”**

Project Report submitted to

**CHRIST COLLEGE (AUTONOMOUS) IRINJALAKUDA**

*In partial fulfilment of the requirement for the award of the degree of*

**BACHELOR OF COMMERCE**

Submitted by

**AGNAS SANTHOSH**

**(CCAVBCM069)**

Under the supervision of

**Ms. SIJI CL**



**DEPARTMENT OF COMMERCE  
CHRIST COLLEGE (AUTONOMOUS), IRINJALAKUDA  
UNIVERSITY OF CALICUT**

**MARCH 2024**

**CHRIST COLLEGE (AUTONOMOUS), IRINJALAKUDA**

**CALICUT UNIVERSITY**



**DEPARTMENT OF COMMERCE**

**CERTIFICATE**


This is to certify that the project report entitled **"A Study on consumer preference on cosmetics among female students with special reference to CHRIST COLLEGE (AUTONOMOUS) IRIJALAKUDA"** is a bonafide record of project done by **AGNAS SANTHOSH**, Reg. No. CCAVBCM069, under my guidance and supervision in partial fulfilment of the requirement for the award of the degree of **BACHELOR OF COMMERCE** and it has not previously formed the basis for any Degree, Diploma and Associateship or Fellowship.

**Assoc.Prof. K.J. Joseph**

**Co-ordinator**

**Ms. SIJI CL**

**Project Guide**





## ACKNOWLEDGEMENT

I would like to take the opportunity to express my sincere gratitude to all people who have helped me with sound advice and able guidance.

Above all, I express my eternal gratitude to the Lord Almighty under whose divine guidance; I have been able to complete this work successfully.

I would like to express my sincere obligation to Rev. Dr. Jolly Andrews CMI our Principal, for providing various facilities.

I am thankful to Asso.Prof. K.J. Joseph, Co-ordinator of the Department, for providing proper help and encouragement in the preparation of this report.

I am thankful to my class teacher, Ms. Sreelakshmi K, Asst. Professor, for providing proper help and encouragement in the preparation of this report.

I express my sincere gratitude to Ms. Siji. CL, Asst. Professor, whose guidance and support throughout the training period helped me to complete this work successfully.

I would like to express my preferred gratitude to all the faculties of the department for their interest and cooperation in this regard.

I extend my hearty gratitude to the librarian and other library staffs of my college for their wholehearted cooperation.

I express my sincere thanks to my friends and family for their support in completing this report successfully.

Place: Irinjalakuda

AGNAS SANTHOSH

Date: 23.02.2024

## **TABLES OF CONTENTS**

<b>SL.NO</b>	<b>CONTENTS</b>	<b>PAGE NO</b>
	<b>LIST OF TABLES</b>	
<b>CHAPTER I</b>	<b>INTRODUCTION</b>	<b>1-5</b>
<b>CHAPTER II</b>	<b>REVIEW OF LITERATURE</b>	<b>6-10</b>
<b>CHAPTER III</b>	<b>THEORETICAL FRAMEWORK</b>	<b>11-13</b>
<b>CHAPTER IV</b>	<b>DATA ANALYSIS AND INTERPRETATION</b>	<b>14-34</b>
<b>CHAPTER V</b>	<b>FINDINGS, SUGGESTIONS &amp; CONCLUSION</b>	<b>35-38</b>
	<b>BIBLIOGRAPHY</b>	
	<b>ANNEXURE</b>	

## LIST OF TABLES

TABLE NO	TITLE	PAGE NO:
4.1.	Table showing age wise classification of respondents	14
4.2	Table showing the use of cosmetics	15
4.3	Table showing how often do you buy cosmetic products	16
4.4	Table showing what do you look for specially in cosmetic products	17
4.5	Table showing monthly expenses spend for cosmetics	18
4.6	Table showing type of cosmetic products prefers to purchase	19
4.7	Table showing preference of various brand	20
4.8	Table showing mostly used cosmetic products	21
4.9	Table showing from which place you prefer to buy cosmetics product.	22

4.10	Table showing source of information about cosmetic brand	23
4.11	Table showing satisfaction with these products	24
4.12	Table showing how long you have been using cosmetic products	25
4.13	Table showing does celebrity endorsement influence you to buy any cosmetic product	26
4.14	Table showing what motivates your purchasing process in terms of cosmetics	27
4.15	Table showing according to you what kind of advertisement has long lasting impact in terms of cosmetics	28
4.16	Table showing whether you collect information before purchasing cosmetic products	29
4.17	Table showing do you think expensive cosmetic product are better than cheaper products	30
4.18	Table showing how frequently you purchase the cosmetic products	31
4.19	Table showing do quality advertisements change your perception about the products	32
4.20	Table showing what images do cosmetic users project to you	33
4.21	Table showing do you like smell in your cosmetic products	34



### LIST OF GRAPHS

TABLE NO	TITLE	PAGE NO:
4.1	Graph showing age wise classification of respondents	14
4.2	Graph showing the use of cosmetics	15
4.3	Graph showing how often do you buy cosmetic products	16
4.4	Graph showing what do you look for specially in cosmetic products	17
4.5	Graph showing monthly expenses spend for cosmetics	18
4.6	Graph showing type of cosmetic products prefers to purchase	19
4.7	Graph showing preference of various brand	20
4.8	Graph showing mostly used cosmetic products	21

4.9	Graph showing from which place you prefer to buy cosmetics product.	22
4.10	Graph showing source of information about cosmetic brand	23
4.11	Graph showing satisfaction with these products	24
4.12	Graph showing how long you have been using cosmetic products	25
4.13	Graph showing does celebrity endorsement influence you to buy any cosmetic product	26
4.14	Graph showing what motivates your purchasing process in terms of cosmetics	27
4.15	Graph showing according to you what kind of advertisement has long lasting impact in terms of cosmetics	28
4.16	Graph showing whether you collect information before purchasing cosmetic products	29
4.17	Graph showing do you think expensive cosmetic product are better than cheaper products	30

4.18	Graph showing how frequently you purchase the cosmetic products	31
4.19	Graph showing do quality advertisements change your perception about the products	32
4.20	Graph showing what images do cosmetic users project to you	33
4.21	Graph showing do you like smell in your cosmetic products	34

**"A STUDY ON THE USE OF OTT PLATFORMS  
AMONG YOUNGSTERS"**

Project Report submitted to

**CHRIST COLLEGE (AUTONOMOUS) IRINJALAKUDA**

*In partial fulfilment of the requirement for the award of the degree of*

**BACHELOR OF COMMERCE**

Submitted by

**AKSHAY B S**

**(CCAVBCM070)**

Under the supervision of

**Asso.Pro.K.J JOSEPH**



**DEPARTMENT OF COMMERCE**

**CHRIST COLLEGE (AUTONOMOUS), IRINJALAKUDA**

**UNIVERSITY OF CALICUT**

**MARCH 2024**



**CHRIST COLLEGE (AUTONOMOUS), IRINJALAKUDA**  
**CALICUT UNIVERSITY**



**DEPARTMENT OF COMMERCE**  
**CERTIFICATE**

This is to certify that the project report entitled **“A Study on the use of Ott platforms among youngsters”** is a bonafide record of project done by **AKSHAY B S**, Reg. No. CCAVBCM070, under my guidance and supervision in partial fulfilment of the requirement for the award of the degree of **BACHELOR OF COMMERCE** and it has not previously formed the basis for any Degree, Diploma and Associateship or Fellowship.

*Joseph*

**Assoc. Prof. K.J. Joseph**  
**Co-ordinator**

*Joseph*

**Mr. K.J. Joseph**  
**Project Guide**



*Dusth*

## **DECLARATION**

I, **AKSHAY BS**, hereby declare that the project work entitled "**A STUDY ON THE USE OF OTT PLATFORMS AMONG YOUNGSTERS**" is a record of independent and bonafide project work carried out by me under the supervision and guidance of Mr. K.J Joseph, Asso. Professor, Department of Commerce, Christ College (Autonomous), Irinjalakuda.

The information and data given in the report is authentic to the best of my knowledge. The report has not been previously submitted for the award of any Degree, Diploma, Associateship or other similar title of any other university or institute.

**Place: Irinjalakuda**

**Date: 23.02.2024**



**AKSHAY B S**

**CCAVBCM070**

## ACKNOWLEDGEMENT

I would like to take the opportunity to express my sincere gratitude to all people who have helped me with sound advice and able guidance.

Above all, I express my eternal gratitude to the Lord Almighty under whose divine guidance; I have been able to complete this work successfully.

I would like to express my sincere obligation to Rev. Dr. Jolly Andrews CMI, our principal, for providing various facilities.

I am thankful to Asso.Prof. K.J. Joseph, Co-ordinator of the Department, for providing proper help and encouragement in the preparation of this report.

I am thankful to my class teacher, Ms. K Sreelakshmi, Asst. Professor, for providing proper help and encouragement in the preparation of this report.

I express my sincere gratitude to Mr. K.J. Joseph, Asso. Professor, whose guidance and support throughout the training period helped me to complete this work successfully.

I would like to express my sincere gratitude to all the faculties of the department for their interest and cooperation in this regard.

I extend my hearty gratitude to the Librarian and other library staffs of my college for their wholehearted cooperation.

I express my sincere thanks to my friends and family for their support in completing this report successfully.

**Place: Irinjalakuda**

**Date: 23.02.2024**



**AKSHAY B S**

## **TABLES OF CONTENTS**

<b>SL.NO</b>	<b>CONTENTS</b>	<b>PAGE NO</b>
	<b>LIST OF TABLES</b>	
	<b>LIST OF GRAPHS</b>	
<b>CHAPTER I</b>	<b>INTRODUCTION</b>	<b>1-4</b>
<b>CHAPTER II</b>	<b>REVIEW OF LITERATURE</b>	<b>5-12</b>
<b>CHAPTER III</b>	<b>THEORETICAL FRAMEWORK</b>	<b>13-14</b>
<b>CHAPTER IV</b>	<b>DATA ANALYSIS AND INTERPRETATION</b>	<b>15-34</b>
<b>CHAPTER V</b>	<b>FINDINGS, SUGGESTIONS &amp; CONCLUSION</b>	<b>35-38</b>
	<b>BIBLIOGRAPHY</b>	
	<b>ANNEXURE</b>	



## LIST OF TABLES

TABLE NO	TITLE	PAGE NO:
4.1	Table showing recently subscribed OTT platforms of the respondents	15
4.2	Table showing respondents enjoy the content they watch on OTT	16
4.3	Table showing how often do the respondents watch contents in OTT platforms in a month	17
4.4	Table showing the respondents lend out their subscription of OTT platform to others	18
4.5	Table showing satisfaction of the respondents with the contents offered by the OTT platforms	19
4.6	Table Showing have the respondents ever cancelled their subscription from any OTT platforms	20
4.7	Table Showing the respondents watch OTT platforms to view live sports events	21
4.8	Table Showing OTT platforms that are most familiar to the respondents.	22
4.9	Table Showing whether the respondents faced technological difficulties while using OTT platform	23
4.10	Table Showing whether the respondents read all the privacy and security guidelines of the OTT platforms.	24

### LIST OF GRAPHS

TABLE NO	TITLE	PAGE NO:
4.1	Graph showing recently subscribed OTT platforms of the respondents	15
4.2	Graph showing respondents enjoy the content they watch on OTT	16
4.3	Graph showing how often do the respondents watch contents in OTT platforms in a month	17
4.4	Graph showing the respondents lend out their subscription of OTT platform to others	18
4.5	Graph showing satisfaction of the respondents with the contents offered by the OTT platforms	19
4.6	Graph Showing have the respondents ever cancelled their subscription from any OTT platforms	20
4.7	Graph Showing the respondents watch OTT platforms to view live sports events	21
4.8	Graph Showing OTT platforms that are most familiar to the respondents.	22
4.9	Graph Showing whether the respondents faced technological difficulties while using OTT platform	23
4.10	Graph Showing whether the respondents read all the privacy and security guidelines of the OTT platforms.	24

<b>TABLE NO</b>	<b>TITLE</b>	<b>PAGE NO:</b>
<b>4.11.</b>	Graph showing the respondents watch dubbed or utilize subtitles while watching the content on OTT platforms other than their mother tongue	<b>25</b>
<b>4.12</b>	Graph showing how much do the respondents agree or disagree that watching OTT platforms is more affordable than watching cable TV	<b>26</b>
<b>4.13</b>	Graph showing the respondents use OTT platforms to follow some content creators	<b>27</b>
<b>4.14</b>	Graph showing how the respondents viewing of OTT platform changed the amount of watching cable TV	<b>28</b>
<b>4.15</b>	Graph showing the respondents watch contents offline in OTT platforms	<b>29</b>
<b>4.16</b>	Graph Showing the respondents consider the availability of exclusive release to be significant when selecting OTT platforms	<b>30</b>
<b>4.17</b>	Graph Showing the respondents watch all the suggested contents prescribed by the OTT platforms	<b>31</b>
<b>4.18</b>	Graph showing does the respondents seek recommendations for watching available in OTT platforms	<b>32</b>
<b>4.19</b>	Graph showing the type of content does the respondents watch on OTT platforms	<b>33</b>
<b>4.20</b>	Graph showing the respondents' thought about the impact of OTT platforms among youngsters	<b>34</b>

**“A STUDY ON FINANCIAL PERFORMANCE  
ANALYSIS OF HERO MOTO CORP”**

Project Report submitted to

**CHRIST COLLEGE (AUTONOMOUS), IRINJALAKUDA**

*In partial fulfilment of the requirement for the award of the degree of*

**BACHELOR OF COMMERCE**

Submitted by

**ANANYA M A**

**(CCAVBCM072)**

Under the supervision of

**Ms. TEENA THOMAS**



**DEPARTMENT OF COMMERCE**

**CHRIST COLLEGE (AUTONOMOUS), IRINJALAKUDA**

**UNIVERSITY OF CALICUT**

**MARCH 2024**



**CHRIST COLLEGE (AUTONOMOUS), IRINJALAKUDA**  
**CALICUT UNIVERSITY**



**DEPARTMENT OF COMMERCE CERTIFICATE**

This is to certify that the project report entitled "**A Study on Financial Performance Analysis of Hero Moto Corp**" is a bonafide record of project done by **ANANYA M A**, Reg. No. CCAVBCM072, under my guidance and supervision in partial fulfilment of the requirement for the award of the degree of **BACHELOR OF COMMERCE** and it has not previously formed the basis for any Degree, Diploma and Associateship or Fellowship.

**Assoc.Prof. K.J. Joseph**

**Co-ordinator**

**Ms. TEENA THOMAS**

**Project Guide**



## **DECLARATION**

I, **ANANYA M A** , hereby declare that the project work entitled "**A STUDY ON FINANCIAL PERFORMANCE ANALYSIS OF HERO MOTO CORP**" is a record of independent and bonafide project work carried out by me under the supervision and guidance of **Ms.Teena Thomas, Asst. Professor, Department of Commerce, Christ College (Autonomous), Irinjalakuda.**

The information and data given in the report is authentic to the best of my knowledge. The report has not been previously submitted for the award of any Degree, Diploma, Associateship or other similar title of any other university or institute.

**Place : Irinjalakuda**

**Date : 23/02/2024**



**ANANYA M A**

**CCAVBCM072**

## **ACKNOWLEDGEMENT**

I would like to take the opportunity to express my sincere gratitude to all people who have helped me with sound advice and able guidance.

Above all, I express my eternal gratitude to the Lord Almighty under whose divine guidance; I have been able to complete this work successfully.

I would like to express my sincere obligation to Rev. Dr. Jolly Andrews CMI our Principal, for providing various facilities.

I am thankful to Assoc. Prof. K.J. Joseph, Co-ordinator of the Department, for providing proper help and encouragement in the preparation of this report.

I am thankful to my class teacher, Ms. Sreelakshmi K, Asst. Professor, for providing proper help and encouragement in the preparation of this report.

I express my sincere gratitude to Ms. Teena Thomas, Asst. Professor, whose guidance and support throughout the training period helped me to complete this work successfully.

I would like to express my preferred gratitude to all the faculties of the department for their interest and cooperation in this regard.

I extend my hearty gratitude to the librarian and other library staffs of my college for their wholehearted cooperation.

I express my sincere thanks to my friends and family for their support in completing this report successfully.

**Place : Irinjalakuda**

**ANANYA M A**

**Date : 23/02/2024**

## TABLES OF CONTENTS

SL.NO	CONTENTS	PAGE NO.
	LIST OF TABLES	
	LIST OF FIGURES	
CHAPTER I	INTRODUCTION	1 – 3
CHAPTER II	REVIEW OF LITERATURE	4 - 7
CHAPTER III	THEORETICAL FRAMEWORK	8 – 15
CHAPTER IV	DATA ANALYSIS AND INTERPRETATION	16 – 26
CHAPTER V	FINDINGS, SUGGESTIONS & CONCLUSION	27- 30
	BIBLIOGRAPHY	
	ANNEXURE	



### LIST OF TABLES

TABLE NO.	TITLE	PAGE NO.
4.1	Table showing Current ratio	17
4.2	Table showing Liquid ratio	18
4.3	Table showing Absolute liquid ratio	19
4.4	Table showing Working capital turnover ratio	20
4.5	Table showing Proprietary Ratio	21
4.6	Table showing Return on investment	22
4.7	Table showing Net profit Ratio	23
4.8	Table showing Debt to equity ratio	24
4.9	Table showing Fixed assets turnover ratio	25
4.10	Table showing Return on shareholders' fund	26

### LIST OF FIGURES

<b>FIGURE NO.</b>	<b>TITLE</b>	<b>PAGE NO.</b>
<b>4.1</b>	<b>Figure showing Current ratio</b>	<b>17</b>
<b>4.2</b>	<b>Figure showing Liquid ratio</b>	<b>18</b>
<b>4.3</b>	<b>Figure showing Absolute liquid ratio</b>	<b>19</b>
<b>4.4</b>	<b>Figure showing Working capital turnover ratio</b>	<b>20</b>
<b>4.5</b>	<b>Figure showing Proprietary Ratio</b>	<b>21</b>
<b>4.6</b>	<b>Figure showing Return on investment</b>	<b>22</b>
<b>4.7</b>	<b>Figure showing Net profit Ratio</b>	<b>23</b>
<b>4.8</b>	<b>Figure showing Debt to equity ratio</b>	<b>24</b>
<b>4.9</b>	<b>Figure showing Fixed assets turnover ratio</b>	<b>25</b>
<b>4.10</b>	<b>Figure showing Return on shareholders' fund</b>	<b>26</b>

**"A STUDY ON FINANCIAL PERFORMANCE  
ANALYSIS OF TECH MAHINDRA LIMITED"**

Project Report submitted to  
**CHRIST COLLEGE (AUTONOMOUS), IRINJALAKUDA**  
*In partial fulfilment of the requirement for the award of the degree of*  
**BACHELOR OF COMMERCE**

Submitted by  
**ARUNIMA T M**  
**(CCAVBCM073)**

Under the supervision of  
**DR. LINDA MARY SIMON**



**DEPARTMENT OF COMMERCE**  
**CHRIST COLLEGE (AUTONOMOUS), IRINJALAKUDA**  
**UNIVERSITY OF CALICUT**


**MARCH 2024**


CHRIST COLLEGE (AUTONOMOUS), IRINJALAKUDA  
CALICUT UNIVERSITY




DEPARTMENT OF COMMERCE CERTIFICATE

This is to certify that the project report entitled "A Study on Financial Performance Analysis of Tech Mahindra Limited" is a bonafide record of project done by **ARUNIMA T M**, Reg. No. CCAVBCM073, under my guidance and supervision in partial fulfilment of the requirement for the award of the degree of **BACHELOR OF COMMERCE** and it has not previously formed the basis for any Degree, Diploma and Associateship or Fellowship.

  
**Assoc.Prof. K.J. Joseph**  
**Co-ordinator**

  
**DR. Linda Mary Simon**  
**Project Guide**







## DECLARATION

I, ARUNIMA T M, hereby declare that the project work entitled "A STUDY ON FINANCIAL PERFORMANCE ANALYSIS OF TECH MAHINDRA LIMITED" is a record of independent and bonafide project work carried out by me under the supervision and guidance of DR .Linda Mary Simon , Asst. Professor, Department of Commerce, Christ College (Autonomous), Irinjalakuda.

The information and data given in the report is authentic to the best of my knowledge. The report has not been previously submitted for the award of any Degree, Diploma, Associateship or other similar title of any other university or institute.

**Place:** Irinjalakuda

**Date:** 23/02/2024

  
**ARUNIMA T M**

**CCAVBCM073**

## ACKNOWLEDGEMENT

I would like to take the opportunity to express my sincere gratitude to all people who have helped me with sound advice and able guidance.

Above all, I express my eternal gratitude to the Lord Almighty under whose divine guidance; I have been able to complete this work successfully.

I would like to express my sincere obligation to Rev. Dr. Jolly Andrews CMI our Principal, for providing various facilities.

I am thankful to Asso.Prof. K.J. Joseph, Co-ordinator of the Department, for providing proper help and encouragement in the preparation of this report.

I am thankful to my class teacher, Ms. Sreelakshmi K, Asst. Professor, for providing proper help and encouragement in the preparation of this report.

I express my sincere gratitude to DR. Linda Mary Simon, Asst. Professor, whose guidance and support throughout the training period helped me to complete this work successfully.

I would like to express my preferred gratitude to all the faculties of the department for their interest and cooperation in this regard.

I extend my hearty gratitude to the librarian and other library staffs of my college for their wholehearted cooperation.

I express my sincere thanks to my friends and family for their support in completing this report successfully.

**Place: Irinjalakuda**

**ARUNIMA T M**

**Date: 23/02/2024**

## TABLES OF CONTENTS

SL.NO	CONTENTS	PAGE NO
	LIST OF TABLES	
	LIST OF GRAPHS	
CHAPTER I	INTRODUCTION	1 - 3
CHAPTER II	REVIEW OF LITERATURE	4 - 6
CHAPTER III	THEORETICAL FRAMEWORK	7 - 17
CHAPTER IV	DATA ANALYSIS AND INTERPRETATION	18 - 27
CHAPTER V	FINDINGS, SUGGESTIONS & CONCLUSION	28 - 30
	BIBLIOGRAPHY	
	ANNEXURE	

# LIST OF TABLES

TABLE NO	TITLE	PAGE NO:
4.1.	Table showing Current ratio	18
4.2	Table showing Absolute Liquid ratio	19
4.3	Table showing working capital ratio	20
4.4	Table showing Return on shareholders fund ratio	21
4.5	Table showing Net profit ratio	22
4.6	Table showing Liquid assets ratio	23
4.7	Table showing Debt to equity ratio	24
4.8	Table showing Return on investment ratio	25
4.9	Table showing proprietary ratio	26
4.10	Table showing Debt ratio	27



# LIST OF FIGURES

TABLE NO	TITLE	PAGE NO:
4.1.	Figure showing Current ratio	18
4.2	Figure showing Absolute Liquid ratio	19
4.3	Figure showing working capital ratio	20
4.4	Figure showing Return on shareholders fund ratio	21
4.5	Figure showing Net profit Ratio	22
4.6	Figure showing Liquid assets ratio	23
4.7	Figure showing Debt to equity ratio	24
4.8	Figure showing Return on investment ratio	25
4.9	Figure showing proprietary ratio	26
4.10	Figure showing Return on shareholders' fund	27



**"A STUDY ON E PAYMENT APPLICATIONS IN  
INDIA WITH SPECIAL REFERENCE TO GPAY,  
PHONEPE, PAYTM AND AMAZON PAY"**

Project Report submitted to

**CHRIST COLLEGE (AUTONOMOUS) IRINJALAKUDA**

*In partial fulfilment of the requirement for the award of the degree of*

**BACHELOR OF COMMERCE**

Submitted by

**ASHILIN EDWIN**

**(CCAVBCM074)**

Under the supervision of

**Dr. P.L. GEORGE**



**DEPARTMENT OF COMMERCE**

**CHRIST COLLEGE (AUTONOMOUS), IRINJALAKUDA**

**UNIVERSITY OF CALICUT**

**MARCH 2024**

**CHRIST COLLEGE (AUTONOMOUS), IRINJALAKUDA**

**CALICUT UNIVERSITY**



**DEPARTMENT OF COMMERCE  
CERTIFICATE**

This is to certify that the project report entitled "A STUDY ON E PAYMENT APPLICATION IN INDIA WITH SPECIAL REFERENCE TO GPAY, PHONEPE, PAYTM AND AMAZON PAY" is a bonafide record of the project done by ASHLIN EDWIN , Reg. No. CCAVBCM074, under my guidance and supervision in partial fulfilment of the requirement for the award of the degree of BACHELOR OF COMMERCE and it has not previously formed the basis for the award of any Degree, Diploma, Associateship or Fellowship.

**Assoc. Prof. K.J. Joseph**  
**Co-ordinator**

**Dr. P.L. GEORGE**  
**Project Guide**





## DECLARATION

I, ASHLIN EDWIN, CCAVBCM074 hereby declare that the project work entitled "A STUDY ON E PAYMENT APPLICATION IN INDIA WITH SPECIAL REFERENCE TO GPAY, PHONEPE, PAYTM AND AMAZON PAY" is a record of independent and bonafide project work carried out by me under the supervision and guidance of Dr P I. George, Associate Professor, Department of Commerce, Christ College (Autonomous), Irinjalakuda. The information and data given in the report is authentic to the best of my knowledge. The report has not been previously submitted for the award of any Degree, Diploma, Associateship or other similar title of any other university or institute.

Place: Irinjalakuda  
Date: 22/01/2024

  
ASHLIN EDWIN  
CCAIVBCM074

## ACKNOWLEDGEMENT

I would like to take the opportunity to express my sincere gratitude to all people who have helped me with sound advice and able guidance.

Above all, I express my eternal gratitude to the Lord Almighty under whose divine guidance, I have been able to complete this work successfully.

I would like to express my sincere obligation to Rev. Dr. Jolly Andrews CMI our Principal, for providing various facilities.

I am thankful to Asst Prof. K.J. Joseph, Co-ordinator of the Department, for providing proper help and encouragement in the preparation of this report.

I am thankful to my class teacher, Ms. Sreelekshmi K, Asst. Professor, for providing proper help and encouragement in the preparation of this report.

I express my sincere gratitude to Dr PL George, Associate Professor, whose guidance and support throughout the training period helped me to complete this work successfully.

I would like to express my preferred gratitude to all the faculties of the department for their interest and cooperation in this regard.

I extend my hearty gratitude to the librarian and other library staffs of my college for their wholehearted cooperation.

I express my sincere thanks to my friends and family for their support in completing this report successfully.

Place: Irinjalakuda

Date: 22/01/2024

  
ASHLIN EDWIN

## TABLES OF CONTENTS

SL NO	CONTENTS	PAGE NO
	LIST OF TABLES	
CHAPTER I	INTRODUCTION	1 - 4
CHAPTER II	REVIEW OF LITERATURE	5 - 8
CHAPTER III	THEORETICAL FRAMEWORK	9 - 17
CHAPTER IV	DATA ANALYSIS AND INTERPRETATION	18 - 32
CHAPTER V	FINDINGS, SUGGESTIONS & CONCLUSION	33 - 35
	BIBLIOGRAPHY	
	ANNEXURE	

## LIST OF TABLES

TABLE NO	TITLE	PAGE NO:
4.1.	Table showing the gender-wise classification	19
4.2	Table showing age	20
4.3	Table showing occupation	21
4.4	Table showing several respondents familiar with e-payments	22
4.5	Table showing the respondents are using e-payment for all transactions	23
4.6	Table showing the respondents of the cpayment users	24
4.7	Table showing the respondents are using the opt app	25
4.8	Table showing the respondents the purpose of using the app	26
4.9	Table showing e-payments helpful for respondents	27
4.10	Table showing that respondents rate the satisfaction level out of 5	28
4.11	Table showing the respondents are facing server issues	29
4.12	Table showing the respondents receive money back when the server is down	30
4.13	Table showing that the respondents are having a bad experience	31



4.14	The table shows that the respondents are safe	32
------	---	----

## LIST OF GRAPHS

TABLE NO	TITLE	PAGE NO:
4.1	Figure showing the gender classification of the respondents	19
4.2	Figure showing the age classification of the respondents	20
4.3	Figure showing the occupation classification of the respondents	21
4.4	Figure showing the number of respondents familiar with e-payments	
4.5	Figure showing the respondents are using epayment for all transactions	23
4.6	Figure showing the respondents of e-payment users	24
4.7	Figure showing the respondent's reason for using the opt app	25
4.8	Figure showing the respondents are using the purpose of the app	26
4.9	Figure showing e-payments using helpful for respondents	27

4.10	Figure showing that respondents rate the satisfaction level out of 5	28
4.11	Figure showing the respondents are facing server issues	29
4.12	Figure showing the respondents receive money back when the server is down	30
4.13	Figure showing that the respondents are having a bad experience	31
4.14	The figure shows that the respondents are safe	32

**"A STUDY ON ATTITUDE OF YOUNGSTERS  
TOWARDS ECOTOURISM"**

Project Report submitted to

**CHRIST COLLEGE (AUTONOMOUS) IRINJALAKUDA**

*In partial fulfilment of the requirement for the award of the degree of*

**BACHELOR OF COMMERCE**

Submitted by

**JASEENA K N**

**(CCAVBCM075)**

Under the supervision of

**Ms. SREELAKSHMI K**



**DEPARTMENT OF COMMERCE**

**CHRIST COLLEGE (AUTONOMOUS), IRINJALAKUDA**

**UNIVERSITY OF CALICUT**

**MARCH 2024**



**CHRIST COLLEGE (AUTONOMOUS), IRINJALAKUDA**

**CALICUT UNIVERSITY**



**DEPARTMENT OF COMMERCE**

**CERTIFICATE**

This is to certify that the project report entitled **“A Study on Attitude of Youngsters Towards Ecotourism”** is a bonafide record of project done by **JASEENA K N**, Reg. No. CCAVBCM075, under my guidance and supervision in partial fulfilment of the requirement for the award of the degree of **BACHELOR OF COMMERCE** and it has not previously formed the basis for any Degree, Diploma and Associateship or Fellowship.

**Assoc.Prof. K.J. Joseph**  
**Co-ordinator**

**Ms. SREELAKSHMI K**  
**Project Guide**



## DECLARATION

I, JASEENA K N, hereby declare that the project work entitled "A STUDY ON ATTITUDE OF YOUNGSTERS TOWARDS ECOTOURISM" is a record of independent and bonafide project work carried out by me under the supervision and guidance of Ms. Sreelakshmi K, Asst. Professor, Department of Commerce, Christ College (Autonomous), Irinjalakuda.

The information and data given in the report is authentic to the best of my knowledge. The report has not been previously submitted for the award of any Degree, Diploma, Associateship or other similar title of any other university or institute.

**Place:** Irinjalakuda

**Date:** 23.02.2024

  
JASEENA KN

CCAVBCM075

## **ACKNOWLEDGEMENT**

I would like to take the opportunity to express my sincere gratitude to all people who have helped me with sound advice and able guidance.

Above all, I express my eternal gratitude to the Lord Almighty under whose divine guidance; I have been able to complete this work successfully.

I would like to express my sincere obligation to Rev. Dr. Jolly Andrews CMI our Principal, for providing various facilities.

I am thankful to Assoc. Prof. K.J. Joseph, Co-ordinator of the Department, for providing proper help and encouragement in the preparation of this report.

I am thankful to my class teacher, Ms. Sreelakshmi K, Asst. Professor, for providing proper help and encouragement in the preparation of this report.

I express my sincere gratitude to Ms. Sreelakshmi K, Asst. Professor, whose guidance and support throughout the training period helped me to complete this work successfully.

I would like to express my preferred gratitude to all the faculties of the department for their interest and cooperation in this regard.

I extend my hearty gratitude to the librarian and other library staffs of my college for their wholehearted cooperation.

I express my sincere thanks to my friends and family for their support in completing this report successfully.

**Place: Irinjalakuda**

**JASEENA KN**

**Date: 23.02.2024**

## TABLES OF CONTENTS

SL.NO	CONTENTS	PAGE NO
	LIST OF TABLES	
	LIST OF FIGURES	
CHAPTER I	INTRODUCTION	1-3
CHAPTER II	REVIEW OF LITERATURE	4-8
CHAPTER III	THEORETICAL FRAMEWORK	9-18
CHAPTER IV	DATA ANALYSIS AND INTERPRETATION	19-40
CHAPTER V	FINDINGS, SUGGESTIONS & CONCLUSION	41-44
	BIBLIOGRAPHY	
	ANNEXURE	



### LIST OF TABLES

TABLE NO	CONTENTS	PAGE NO:
4.1	Table showing gender wise classification	19
4.2	Table showing how familiar the youngsters are with the concept of ecotourism	20
4.3	Table showing frequency of participation of youngsters in ecotourism activities	21
4.4	Table showing whether youngsters faced challenges when trying to engage in ecotourism activities.	22
4.5	Table showing frequency of youngsters seeking out eco-friendly accommodations when planning a trip.	23
4.6	Table showing frequency of youngsters who believe ecotourism can contribute to the conservation of natural environment.	24
4.7	Table showing frequency of factors which influence youngsters interest in ecotourism.	25
4.8	Table showing frequency of youngsters that thinks raising awareness about ecotourism among	26

	youngsters is important	
4.9	Table showing frequency of youngsters who believe social media has a role in promoting sustainable travel practices.	27
4.10	Table showing frequency of which ecotourism activities are most appealing to youngsters in context of tourism.	28
4.11	Table showing frequency of youngsters who would spend more money for eco-friendly travel option.	29
4.12	Table showing frequency who avoid single use plastic while travelling.	30
4.13	Table showing frequency of youngsters who are familiar project	31
4.14	Table showing frequency of youngsters whose income influence their choice of eco-friendly travels.	32
4.15	Table showing frequency of youngsters who thinks educational programs are significant motivator for young people to engage in ecotourism	33
4.16	Table showing frequency of youngsters familiar with the concept of carbon offsetting.	34
4.17	Table showing frequency of youngsters who are interested in volunteering for environmental conservation projects.	35

<b>4.18</b>	Table showing frequency of challenges faced by youngsters in adopting eco-friendly travel practices.	<b>36</b>
<b>4.19</b>	Table showing frequency role of government plays in influencing youngsters choices towards ecotourism	<b>37</b>
<b>4.20</b>	Table showing frequency who agrees with the following statement "I feel great sense of responsibility towards preserving natural habitats.	<b>38</b>
<b>4.21</b>	Table showing frequency of youngsters opinion on what role can educational institutions play in promoting awareness about ecotourism among youngsters.	<b>39</b>
<b>4.22</b>	Table showing which social media platform influence youngsters towards ecotourism the most.	<b>40</b>

## LIST OF FIGURES

TABLE NO	TITLE	PAGE NO:
4.1	Figure showing gender wise classification	19
4.2	Figure showing how familiar the youngsters are with the concept of ecotourism	20
4.3	Figure showing frequency of participation of youngsters in ecotourism activities	21
4.4	Figure showing whether youngsters faced challenges when trying to engage in ecotourism activities.	22
4.5	Figure showing frequency of youngsters seeking out eco-friendly accommodations when planning a trip.	23
4.6	Figure showing frequency of youngsters who believe ecotourism can contribute to the conservation of natural environment.	24
4.7	Figure showing frequency of factors which influence youngsters interest in ecotourism.	25
4.8	Figure showing frequency of youngsters that thinks raising awareness about ecotourism among youngsters is important	26
4.9	Figure showing frequency of youngsters who believe social media has a role in promoting sustainable travel practices.	27



## LIST OF FIGURES

TABLE NO	TITLE	PAGE NO:
4.1	Figure showing gender wise classification	19
4.2	Figure showing how familiar the youngsters are with the concept of ecotourism	20
4.3	Figure showing frequency of participation of youngsters in ecotourism activities	21
4.4	Figure showing whether youngsters faced challenges when trying to engage in ecotourism activities.	22
4.5	Figure showing frequency of youngsters seeking out eco-friendly accommodations when planning a trip.	23
4.6	Figure showing frequency of youngsters who believe ecotourism can contribute to the conservation of natural environment.	24
4.7	Figure showing frequency of factors which influence youngsters interest in ecotourism.	25
4.8	Figure showing frequency of youngsters that thinks raising awareness about ecotourism among youngsters is important	26
4.9	Figure showing frequency of youngsters who believe social media has a role in promoting sustainable travel practices.	27

<b>4.18</b>	Figure showing frequency of challenges faced by youngsters in adopting eco-friendly travel practices.	<b>36</b>
<b>4.19</b>	Figure showing frequency role of government plays in influencing youngsters choices towards ecotourism	<b>37</b>
<b>4.20</b>	Figure showing frequency who agrees with the following statement "I feel great sense of responsibility towards preserving natural habitats.	<b>38</b>
<b>4.21</b>	Figure showing frequency of youngsters opinion on what role can educational institutions play in promoting awareness about ecotourism among youngsters.	<b>39</b>
<b>4.22</b>	Figure showing which social media platform influence youngsters towards ecotourism the most.	<b>40</b>

**“A STUDY ON FINANCIAL PERFORMANCE  
ANALYSIS OF HERO MOTO CORP”**

Project Report submitted to

**CHRIST COLLEGE (AUTONOMOUS), IRINJALAKUDA**

*In partial fulfilment of the requirement for the award of the degree of*

**BACHELOR OF COMMERCE**

Submitted by

**AYUSH V J**

**(CCAVBCM102)**

Under the supervision of

**Ms. TEENA THOMAS**



**DEPARTMENT OF COMMERCE  
CHRIST COLLEGE (AUTONOMOUS), IRINJALAKUDA  
UNIVERSITY OF CALICUT**

**MARCH 2024**

**CHRIST COLLEGE (AUTONOMOUS), IRINJALAKUDA**

**CALICUT UNIVERSITY**



**DEPARTMENT OF COMMERCE CERTIFICATE**

This is to certify that the project report entitled **“A Study on Financial Performance Analysis of Hero Moto Corp”** is a bonafide record of project done by **AYUSH V J**, Reg. No. CCAVBCM102, under my guidance and supervision in partial fulfilment of the requirement for the award of the degree of **BACHELOR OF COMMERCE** and it has not previously formed the basis for any Degree, Diploma and Associateship or Fellowship.

**Assoc.Prof. K.J. Joseph**

**Co-ordinator**

**Ms. TEENA THOMAS**

**Project Guide**





## **DECLARATION**

I, **AYUSH V J**, hereby declare that the project work entitled "**A STUDY ON FINANCIAL PERFORMANCE ANALYSIS OF HERO MOTO CORP**" is a record of independent and bonafide project work carried out by me under the supervision and guidance of **Ms.Teena Thomas, Asst. Professor, Department of Commerce, Christ College (Autonomous), Irinjalakuda.**

The information and data given in the report is authentic to the best of my knowledge. The report has not been previously submitted for the award of any Degree, Diploma, Associateship or other similar title of any other university or institute.

**Place : Irinjalakuda**

**Date : 23/02/2024**



**AYUSH V J**

**CCAVBCM102**

## **ACKNOWLEDGEMENT**

I would like to take the opportunity to express my sincere gratitude to all people who have helped me with sound advice and able guidance.

Above all, I express my eternal gratitude to the Lord Almighty under whose divine guidance; I have been able to complete this work successfully.

I would like to express my sincere obligation to Rev. Dr. Jolly Andrews CMI our Principal, for providing various facilities.

I am thankful to Assoc. Prof. K.J. Joseph, Co-ordinator of the Department, for providing proper help and encouragement in the preparation of this report.

I am thankful to my class teacher, Ms. Sreelakshmi K, Asst. Professor, for providing proper help and encouragement in the preparation of this report.

I express my sincere gratitude to Ms. Teena Thomas, Asst. Professor, whose guidance and support throughout the training period helped me to complete this work successfully.

I would like to express my preferred gratitude to all the faculties of the department for their interest and cooperation in this regard.

I extend my hearty gratitude to the librarian and other library staffs of my college for their wholehearted cooperation.

I express my sincere thanks to my friends and family for their support in completing this report successfully.

**Place : Irinjalakuda**

**AYUSH V J**

**Date : 23/02/2024**

## TABLES OF CONTENTS

SL.NO	CONTENTS	PAGE NO.
	LIST OF TABLES	
	LIST OF FIGURES	
CHAPTER I	INTRODUCTION	1 – 3
CHAPTER II	REVIEW OF LITERATURE	4 - 7
CHAPTER III	THEORETICAL FRAMEWORK	8 – 15
CHAPTER IV	DATA ANALYSIS AND INTERPRETATION	16 – 26
CHAPTER V	FINDINGS, SUGGESTIONS & CONCLUSION	27- 30
	BIBLIOGRAPHY	
	ANNEXURE	

### **LIST OF TABLES**

<b>TABLE NO.</b>	<b>TITLE</b>	<b>PAGE NO.</b>
<b>4.1</b>	<b>Table showing Current ratio</b>	<b>17</b>
<b>4.2</b>	<b>Table showing Liquid ratio</b>	<b>18</b>
<b>4.3</b>	<b>Table showing Absolute liquid ratio</b>	<b>19</b>
<b>4.4</b>	<b>Table showing Working capital turnover ratio</b>	<b>20</b>
<b>4.5</b>	<b>Table showing Proprietary Ratio</b>	<b>21</b>
<b>4.6</b>	<b>Table showing Return on investment</b>	<b>22</b>
<b>4.7</b>	<b>Table showing Net profit Ratio</b>	<b>23</b>
<b>4.8</b>	<b>Table showing Debt to equity ratio</b>	<b>24</b>
<b>4.9</b>	<b>Table showing Fixed assets turnover ratio</b>	<b>25</b>
<b>4.10</b>	<b>Table showing Return on shareholders' fund</b>	<b>26</b>



### LIST OF FIGURES

<b>FIGURE NO.</b>	<b>TITLE</b>	<b>PAGE NO.</b>
<b>4.1</b>	<b>Figure showing Current ratio</b>	<b>17</b>
<b>4.2</b>	<b>Figure showing Liquid ratio</b>	<b>18</b>
<b>4.3</b>	<b>Figure showing Absolute liquid ratio</b>	<b>19</b>
<b>4.4</b>	<b>Figure showing Working capital turnover ratio</b>	<b>20</b>
<b>4.5</b>	<b>Figure showing Proprietary Ratio</b>	<b>21</b>
<b>4.6</b>	<b>Figure showing Return on investment</b>	<b>22</b>
<b>4.7</b>	<b>Figure showing Net profit Ratio</b>	<b>23</b>
<b>4.8</b>	<b>Figure showing Debt to equity ratio</b>	<b>24</b>
<b>4.9</b>	<b>Figure showing Fixed assets turnover ratio</b>	<b>25</b>
<b>4.10</b>	<b>Figure showing Return on shareholders' fund</b>	<b>26</b>

**"A STUDY ON THE EFFECT OF TRAINING AND  
DEVELOPMENT ON EMPLOYEES OF MANAPPURAM  
FINANCE LIMITED"**

Project Report submitted to

**CHRIST COLLEGE (AUTONOMOUS) IRINJALAKUDA**

*In partial fulfilment of the requirement for the award of the degree of*

**BACHELOR OF COMMERCE**

Submitted by

**DEVIKA RAJITH**

**(CCAVBCM104)**

Under the supervision of

**Ms. SREELAKSMI K**



**DEPARTMENT OF COMMERCE**

**CHRIST COLLEGE (AUTONOMOUS), IRINJALAKUDA**

**UNIVERSITY OF CALICUT**

**MARCH 2024**

**CHRIST COLLEGE (AUTONOMOUS), IRINJALAKUDA**

**CALICUT UNIVERSITY**



**DEPARTMENT OF COMMERCE CERTIFICATE**

This is to certify that the project report entitled **"A STUDY ON THE EFFECT OF TRAINING AND DEVELOPMENT ON EMPLOYEES OF MANAPPURAM FINANCE LIMITED"** is a bonafide record of project done by **DEVIKA RAJITH**, Reg. No. CCAVBCM104, under my guidance and supervision in partial fulfilment of the requirement for the award of the degree of **BACHELOR OF COMMERCE** and it has not previously formed the basis for any Degree, Diploma and Associateship or Fellowship.

**Assoc.Prof. K.J. Joseph**

**Co-ordinator**

**MS. SREELAKSHMI K**

**Project Guide**



## **DECLARATION**

I, **DEVIKA RAJITH**, hereby declare that the project work entitled "**A STUDY ON THE EFFECT OF TRAINING AND DEVELOPMENT ON EMPLOYEES OF MANAPPURAM FINANCE LIMITED**" is a record of independent and bonafide project work carried out by me under the supervision and guidance of Ms. Sreelakshmi K, Asst. Professor, Department of Commerce, Christ College (Autonomous), Irinjalakuda.

The information and data given in the report is authentic to the best of my knowledge. The report has not been previously submitted for the award of any Degree, Diploma, Associateship or other similar title of any other university or institute.

**Place: Irinjalakuda**

**Date: 23.02.2024**



**DEVIKA RAJITH**

**CCAVBCM104**



## **ACKNOWLEDGEMENT**

I would like to take the opportunity to express my sincere gratitude to all people who have helped me with sound advice and able guidance.

Above all, I express my eternal gratitude to the Lord Almighty under whose divine guidance; I have been able to complete this work successfully.

I would like to express my sincere obligation to Rev. Dr. Jolly Andrews CMI our principal, for providing various facilities.

I am thankful to Asso.Prof. K.J. Joseph, Co-ordinator of the Department, for providing proper help and encouragement in the preparation of this report.

I am thankful to my class teacher, Ms. Sreelakshmi K, Asst. Professor, for providing proper help and encouragement in the preparation of this report.

I express my sincere gratitude to Ms. Sreelakshmi K, Asst. Professor, whose guidance and support throughout the training period helped me to complete this work successfully.

I would like to express my preferred gratitude to all the faculties of the department for their interest and cooperation in this regard.

I extend my hearty gratitude to the librarian and other library staffs of my college for their wholehearted cooperation.

I express my sincere thanks to my friends and family for their support in completing this report successfully.

**Place: Irinjalakuda**

**DEVIKA RAJITH**

**Date: 23.02.2024**



## TABLES OF CONTENTS

SL.NO	CONTENTS	PAGE NO
	LIST OF TABLES	
CHAPTER I	INTRODUCTION	1-3
CHAPTER II	REVIEW OF LITERATURE	4-7
CHAPTER III	THEORETICAL FRAMEWORK	8-10
CHAPTER IV	DATA ANALYSIS AND INTERPRETATION	11-33
CHAPTER V	FINDINGS, SUGGESTIONS & CONCLUSION	34-37
	BIBLIOGRAPHY	
	ANNEXURE	

## LIST OF TABLES

<b>TABLE NO</b>	<b>TITLE</b>	<b>PAGE NO:</b>
<b>4.1.</b>	Table showing gender wise classification	<b>11</b>
<b>4.2</b>	Table showing the age wise classification	<b>12</b>
<b>4.3</b>	Table showing education wise classification	<b>13</b>
<b>4.4</b>	Table showing income wise classification	<b>14</b>
<b>4.5</b>	Table showing experience wise classification	<b>15</b>
<b>4.6</b>	Table showing the frequency of understandability of the employees	<b>16</b>
<b>4.7</b>	Table showing the classification whether training enhance productivity and performance of employees	<b>17</b>
<b>4.8</b>	Table showing the classification based on the training program attended by employees in last 02 years	<b>18</b>
<b>4.9</b>	Table showing the classification of feedback on training	<b>19</b>
<b>4.10</b>	Table showing classification of method of training	<b>20</b>
<b>4.11</b>	Table showing classification of effectiveness of feedback after training	<b>21</b>
<b>4.12</b>	Table showing classification of impact of post training feedbacks on participants	<b>22</b>

<b>4.13</b>	Table showing classification of the ideal time to evaluate the training	<b>23</b>
<b>4.14</b>	Table showing classification of preference of training method	<b>24</b>
<b>4.15</b>	Table showing classification of the kinds of training programs provided to the employees	<b>25</b>
<b>4.16</b>	Table showing classification of primary motive of attending a training program	<b>26</b>
<b>4.17</b>	Table showing the advantages of attending a training program	<b>27</b>
<b>4.18</b>	Table showing the disadvantages of attending a training program	<b>28</b>
<b>4.19</b>	Table showing the kind of training policies followed by the company	<b>29</b>
<b>4.20</b>	Table showing classification of approach of post training evaluation	<b>30</b>
<b>4.21</b>	Table showing classification of the focus of the post training evaluation	<b>31</b>
<b>4.22</b>	Table showing the satisfaction level towards the training program	<b>32</b>
<b>4.23</b>	Table showing the frequency of respondents recommending the training program to other employees	<b>33</b>

## LIST OF GRAPHS

<b>TABLE NO</b>	<b>TITLE</b>	<b>PAGE NO:</b>
<b>4.1.</b>	Graph showing gender wise classification	<b>11</b>
<b>4.2</b>	Graph showing the age wise classification	<b>12</b>
<b>4.3</b>	Graph showing education wise classification	<b>13</b>
<b>4.4</b>	Graph showing income wise classification	<b>14</b>
<b>4.5</b>	Graph showing experience wise classification	<b>15</b>
<b>4.6</b>	Graph showing the frequency of understandability of the employees	<b>16</b>
<b>4.7</b>	Graph showing the classification whether training enhance productivity and performance of employees	<b>17</b>
<b>4.8</b>	Graph showing the classification based on the training program attended by employees in last 02 years	<b>18</b>
<b>4.9</b>	Graph showing the classification of feedback on training	<b>19</b>
<b>4.10</b>	Graph showing classification of method of training	<b>20</b>
<b>4.11</b>	Graph showing classification of effectiveness of feedback after training	<b>21</b>



<b>4.12</b>	Graph showing classification of impact of post training feedbacks on participants	<b>22</b>
<b>4.13</b>	Graph showing classification of the ideal time to evaluate the training	<b>23</b>
<b>4.14</b>	Graph showing classification of preference of training method	<b>24</b>
<b>4.15</b>	Graph showing classification of the kinds of training programs provided to the employees	<b>25</b>
<b>4.16</b>	Graph showing classification of primary motive of attending a training program	<b>26</b>
<b>4.17</b>	Graph showing the advantages of attending a training program	<b>27</b>
<b>4.18</b>	Graph showing the disadvantages of attending a training program	<b>28</b>
<b>4.19</b>	Graph showing the kind of training policies followed by the company	<b>29</b>
<b>4.20</b>	Graph showing classification of approach of post training evaluation	<b>30</b>
<b>4.21</b>	Graph showing classification of the focus of the post training evaluation	<b>31</b>
<b>4.22</b>	Graph showing the satisfaction level towards the training program	<b>32</b>
<b>4.23</b>	Graph showing the frequency of respondents recommending the training program to other employees	<b>33</b>



**“A STUDY ON FINANCIAL INCLUSION AMONG  
WOMEN ENTREPRENEURS WITH SPECIAL  
REFERENCE TO KUDUMBASHREE UNITS”**

Project Report submitted to

**CHRIST COLLEGE (AUTONOMOUS) IRINJALAKUDA**

*In partial fulfilment of the requirement for the award of the degree of*

**BACHELOR OF COMMERCE**

Submitted by

**JENITTA JIMMY**

**(CCAVBCM110)**

Under the supervision of

**Ms. SWATHY V CHANDRAN**



**DEPARTMENT OF COMMERCE**

**CHRIST COLLEGE (AUTONOMOUS),**

**IRINJALAKUDA UNIVERSITY OF CALICUT**

**MARCH 2024**

**CHRIST COLLEGE (AUTONOMOUS), IRINJALAKUDA**

**CALICUT UNIVERSITY**



**DEPARTMENT OF COMMERCE**

**CERTIFICATE**

This is to certify that the project report entitled “**A STUDY ON FINANCIAL INCLUSION AMONG WOMEN ENTREPRENEURS WITH SPECIAL REFERNCE TO KUDUMBASHREE UNITS**” is a bonafide record of project done by JENITTA JIMMY, Reg. No. CCAVBCM110, under my guidance and supervision in partial fulfilment of the requirement for the award of the degree of BACHELOR OF COMMERCE and it has not previously formed the basis for any Degree, Diploma and Associateship or Fellowship.

**Assoc. Prof. K.J. JOSEPH**  
**Co-Ordinator**

**Ms. SWATHY V CHANDRAN**  
**Project Guide**



## DECLARATION

I, JENITTA JIMMY, hereby declare that the project work entitled “**A STUDY ON FINANCIAL INCLUSION AMONG WOMEN ENTREPRENEURS WITH SPECIAL REFERENCE TO KUDUMBASHREE UNITS**” is a record of independent and bonafide project work carried out by me under the supervision and guidance of Ms. Swathy V Chandran, Asst. Professor, Department of Commerce, Christ College (Autonomous), Irinjalakuda.

The information and data given in the report is authentic to the best of my knowledge. The report has not been previously submitted for the award of any Degree, Diploma, Associateship or other similar title of any other university or institute.

**Place: Irinjalakuda**

**Date: 23/2/2024**



**JENITTA JIMMY**

**CCAVBCM110**



## ACKNOWLEDGEMENT

I would like to take the opportunity to express my sincere gratitude to all people who have helped me with sound advice and able guidance.

Above all, I express my eternal gratitude to the Lord Almighty under whose divine guidance; I have been able to complete this work successfully.

I would like to express my sincere obligation to Rev. Dr. Jolly Andrews CMI our Principal, for providing various facilities.

I am thankful to Asso. Prof. K.J. Joseph, Co-Ordinator of the Department, for providing proper help and encouragement in the preparation of this report.

I am thankful to my class teacher, Ms. Sreelakshmi K, Asst. Professor, for providing proper help and encouragement in the preparation of this report.

I express my sincere gratitude to Ms. Swathy V Chandran, Asst. Professor, whose guidance and support throughout the training period helped me to complete this work successfully.

I would like to express my preferred gratitude to all the faculties of the department for their interest and cooperation in this regard.

I extend my hearty gratitude to the librarian and other library staffs of my college for their wholehearted cooperation.

I express my sincere thanks to my friends and family for their support in completing this report successfully.

**Place:** Irinjalakuda

**JENITTA JIMMY**

**Date:** 23/2/24.



## TABLES OF CONTENTS

SL.NO	CONTENTS	PAGE NO
	LIST OF TABLES	
	LIST OF DIAGRAMS	
CHAPTER I	INTRODUCTION	1-6
CHAPTER II	REVIEW OF LITERATURE	7-10
CHAPTER III	THEORETICAL FRAMEWORK	11-21
CHAPTER IV	DATA ANALYSIS AND INTERPRETATION	22-45
CHAPTER V	FINDINGS, SUGGESTIONS & CONCLUSION	46-48
	BIBLIOGRAPHY	
	ANNEXURE	

### LIST OF TABLES

TABLE NO.	TITLE	PAGE NO.
4.1	Age of respondents	22
4.2	Marital Status	23
4.3	Number of Dependents	24
4.4	Educational Qualification	25
4.5	Type of Business	26
4.6	Years in Business	27
4.7	Annual Turnover	28
4.8	Table showing whether respondents have Bank Accounts	29
4.9	Table showing how often respondents use banking services	30
4.10	Table showing whether respondents use digital banking services or not	31
4.11	Table showing whether respondents have applied for a Bank Loan	32
4.12	Table showing whether respondents faced any challenges in the loan application process	33
4.13	Table showing major barriers to access credit	34
4.14	Table showing savings of respondents	35
4.15	Confidence of respondents in managing business finance	36

4.16	Table showing whether respondents have attended any financial literacy programmes	37
4.17	Table showing whether there are any community based financial support systems for the respondents	38
4.18	Table showing whether respondents are aware of any NGO support programmes for women entrepreneurs	39
4.19	Table showing whether there is a requirement of improvements in financial services for women entrepreneurs	40
4.20	Table showing whether respondents have any long-term financial goals for their business	41
4.21	Table showing sources of financial information	42
4.22	Table showing whether Kudumbashree brought a positive change in the life of respondents	43
4.23	Table showing Government Schemes availed by the respondents	44
4.24	Table showing satisfaction levels of the respondents	45



## LIST OF DIAGRAMS

<b>DIAGRAM NO.</b>	<b>TITLE</b>	<b>PAGE No.</b>
4.1	Age	22
4.2	Marital Status	23
4.3	Number of Dependents	24
4.4	Educational Qualification	25
4.5	Type of Business	26
4.6	Years in Business	27
4.7	Annual Turnover	28
4.8	Bank Accounts	29
4.9	how often respondents use banking services	30
4.10	Diagram showing whether respondents use digital banking services or not	31
4.11	Diagram showing whether respondents have applied for a Bank Loan	32
4.12	Diagram showing whether respondents faced any challenges in the loan application process	33
4.13	Diagram showing savings of respondents	35
4.14	Confidence of respondents in managing business finance	36
4.15	Diagram showing whether respondents have attended any financial literacy programmes	37
4.16	Diagram showing whether there are any community based financial support systems	38



4.17	Diagram showing whether respondents are aware of any NGO support programmes for women entrepreneurs	39
4.18	Diagram showing whether there is a requirement of improvements in financial services for women entrepreneurs	40
4.19	Diagram showing whether respondents have any long-term financial goals for their business	41
4.20	Diagram showing sources of financial information	42
4.21	Diagram showing whether Kudumbashree brought a positive change in the life of respondents	43
4.22	Diagram showing Government Schemes availed by the respondents	44
4.23	Diagram showing satisfaction levels of the respondents	45

**“A STUDY ON IMPULSIVE BUYING  
BEHAVIOUR OF CUSTOMERS WITH SPECIAL  
REFERENCE TO THRISSUR DISTRICT”**

Project Report submitted to

**CHRIST COLLEGE (AUTONOMOUS) IRINJALAKUDA**

*In partial fulfilment of the requirement for the award of the degree of*

**BACHELOR OF COMMERCE**

Submitted by

**JERIN JOSHY**

**(CCAVBCM111)**

Under the supervision of

**Ms. REEJA SUSAN ROLY**



**DEPARTMENT OF COMMERCE**

**CHRIST COLLEGE (AUTONOMOUS), IRINJALAKUDA**

**UNIVERSITY OF CALICUT**

**MARCH 2024**

**CHRIST COLLEGE (AUTONOMOUS), IRINJALAKUDA**

**CALICUT UNIVERSITY**



**DEPARTMENT OF COMMERCE**

**CERTIFICATE**

This is to certify that the project report entitled “ **A STUDY ON IMPULSE BUYING BEHAVIOUR OF CUSTOMERS WITH SPECIAL REFERENCE TO THRISSUR DISTRICT** ” is a bonafide record of project done by **JERIN JOSHY**, Reg. No. CCAVBCM111 under my guidance and supervision in partial fulfilment of the requirement for the award of the degree of **BACHELOR OF COMMERCE** and it has not previously formed the basis for any Degree, Diploma and Associateship or Fellowship.

**Assoc. Prof. K.J. Joseph**  
**Co-ordinator**

**Ms. REEJA SUSAN ROLY**  
**Project Guide**



## **DECLARATION**

**I, JERIN JOSHY, hereby declare that the project work entitled “A STUDY ON IMPULSIVE BUYING BEHAVIOUR OF CUSTOMERS WITH SPECIAL REFERENCE TO THRISSUR DISTRICT” is a record of independent and bonafide project work carried out by me under the supervision and guidance of Ms. Reeja Susan Roly Asst. Professor, Department of Commerce, Christ College (Autonomous), Irinjalakuda.**

**The information and data given in the report is authentic to the best of my knowledge. The report has not been previously submitted for the award of any Degree, Diploma, Associateship or other similar title of any other university or institute.**

**Place: Irinjalakuda**

**Date: 23.02.2024**



**JERIN JOSHY**

**CCAVBCM111**



## **ACKNOWLEDGEMENT**

I would like to take the opportunity to express my sincere gratitude to all people who have helped me with sound advice and able guidance.

Above all, I express my eternal gratitude to the Lord Almighty under whose divine guidance; I have been able to complete this work successfully.

I would like to express my sincere obligation to Rev. Dr. Jolly Andrews CMI our Principal, for providing various facilities.

I am thankful to Assoc. Prof. K.J. Joseph, Co-ordinator of the Department, for providing proper help and encouragement in the preparation of this report.

I am thankful to my class teacher, Ms. Sreelakshmi K, Asst. Professor, for providing proper help and encouragement in the preparation of this report.

I express my sincere gratitude to Ms. Reeja Susan Roly, Asst. Professor, whose guidance and support throughout the training period helped me to complete this work successfully.

I would like to express my preferred gratitude to all the faculties of the department for their interest and cooperation in this regard.

I extend my hearty gratitude to the librarian and other library staffs of my college for their wholehearted cooperation.

I express my sincere thanks to my friends and family for their support in completing this report successfully.

**Place: Irinjalakuda**

**JERIN JOSHY**

**Date: 23.02.2024**

## TABLES OF CONTENTS

SL.NO	CONTENTS	PAGE NO
	LIST OF TABLES	
	LIST OF FIGURES	
CHAPTER I	INTRODUCTION	1-5
CHAPTER II	REVIEW OF LITERATURE	6-7
CHAPTER III	THEORETICAL FRAMEWORK	8-11
CHAPTER IV	DATA ANALYSIS AND INTERPRETATION	12-30
CHAPTER V	FINDINGS, SUGGESTIONS & CONCLUSION	31-33
	BIBLIOGRAPHY	
	ANNEXURE	

## **LIST OF TABLES**

<b>TABLE NO</b>	<b>CONTENT</b>	<b>PAGE NO</b>
<b>4.1</b>	<b>Table showing gender wise classification</b>	<b>12</b>
<b>4.2</b>	<b>Table showing age wise classification</b>	<b>13</b>
<b>4.3</b>	<b>Table showing occupation wise classification</b>	<b>14</b>
<b>4.4</b>	<b>Table showing marital status of respondents</b>	<b>15</b>
<b>4.5</b>	<b>Table showing annual income wise classification</b>	<b>16</b>
<b>4.6</b>	<b>Table showing whether the customers have done Impulse Purchase</b>	<b>17</b>
<b>4.7</b>	<b>Table showing how frequently the respondents go shopping</b>	<b>18</b>
<b>4.8</b>	<b>Table showing the category of products purchased on impulse</b>	<b>19</b>
<b>4.9</b>	<b>Table showing whether variety of products confuses the respondents</b>	<b>20</b>
<b>4.10</b>	<b>Table showing the factors influencing impulse buying</b>	<b>21</b>
<b>4.11</b>	<b>Table showing opinion on impulsive buying behaviour</b>	<b>22-23</b>
<b>4.12</b>	<b>Table showing impact of employee attitude on impulse purchase</b>	<b>24</b>

<b>4.13</b>	<b>Table showing the shopping companion of respondents</b>	<b>25</b>
<b>4.14</b>	<b>Table showing the initial factors which attracts to a product</b>	<b>26</b>
<b>4.15</b>	<b>Table showing factors about making unplanned purchase</b>	<b>27</b>
<b>4.16</b>	<b>Table showing attitude of respondents towards impulse buying</b>	<b>28-29</b>
<b>4.17</b>	<b>Table showing element of regret after making impulse purchase</b>	<b>30</b>



## **LIST OF FIGURES**

<b>FIGURE NO</b>	<b>CONTENT</b>	<b>PAGE NO</b>
4.1	Figure showing gender wise classification	12
4.2	Figure showing age wise classification	13
4.3	Figure showing occupation wise classification	14
4.4	Figure showing marital status of respondents	15
4.5	Figure showing annual income wise classification	16
4.6	Figure showing whether the customers have done Impulse Purchase	17
4.7	Figure showing how frequently the respondents go shopping	18
4.8	Figure showing the category of products purchased on impulse	19
4.9	Figure showing whether variety of products confuses the respondents	20
4.10	Figure showing the factors influencing impulse buying	21
4.12	Figure showing Impact of employee attitude on purchase	24
4.13	Figure showing shopping companion	25

<b>4.14</b>	<b>Figure showing Initial factors which attract to product</b>	<b>26</b>
<b>4.17</b>	<b>Figure showing Element of regret after impulse purchase</b>	<b>30</b>

**"A COMPARITIVE STUDY AMONG ANDROID AND  
iPHONE USERS"**

Project Report submitted to

**CHRIST COLLEGE (AUTONOMOUS), IRINJALAKUDA**

*In partial fulfillment of the requirement for the award of the degree of*

**BACHELOR OF COMMERCE**

Submitted by:

**KRISHNAKUMAR N S**

**(CCAVBCM114)**

Under the supervision of

**Ms.REVATHY KRISHNAKUMAR**



**DEPARTMENT OF COMMERCE**

**CHRIST COLLEGE (AUTONOMOUS), IRINJALAKUDA**

**UNIVERSITY OF CALICUT**

**MARCH 2024**

**CHRIST COLLEGE (AUTONOMOUS), IRINJALAKUDA**

**CALICUT UNIVERSITY**



**DEPARTMENT OF COMMERCE CERTIFICATE**

This is to certify that the project report entitled "**A COMPARITIVE STUDY AMONG ANDROID AND iPHONE USERS**" is a bonafide record of the project done by KRISHNAKUMAR N S, Reg No: CCAVBCM114 under my guidance and supervision in partial fulfilment of the requirement for the award of the degree of BACHELOROF COMMERCE and, has not previously formed the basis for any Degree, Diploma, Associateship, or Fellowship.

**Prof. KJ JOSEPH**

**Co-ordinator**

**Ms REVATHY KRISHNAKUMAR**

**Project guide**






## **DECLARATION**

I **KRISHNAKUMAR NS** hereby declare that the project work entitled "**A COMPARITIVE STUDY AMONG ANDROID AND iPHONE USERS**" is a record of independent and bonafide project work carried out by us under the supervision and guidance of Ms **REVATHY**, assistant professor, Department of commerce, Christ College, Irinjalakuda.

The information and data given in the report is authentic to the best of my knowledge. The report has not been previously submitted for the award of any Degree, Diploma, Associateship or other similar title of any other university or Institute.

**Place: Irinjalakuda**

**Date: 23-02-2024**



**KRISHNA KUMAR N S**

**CCAVBCM114**

## **ACKNOWLEDGEMENT**

I would like to take the opportunity to express my sincere gratitude to all people who have helped me with sound advice and able guidance.

Above all, I express my eternal gratitude to the Lord Almighty under whose divine guidance; I have been able to complete this work successfully.

I would like to express my sincere obligation to Rev. Dr. Jolly Andrews CMI our Principal, for providing various facilities.

I am thankful to Asso.Prof. K.J. Joseph, Co-ordinator of the Department, for providing proper help and encouragement in the preparation of this report.

I am thankful to my class teacher, Ms. Sreelakshmi K, Asst. Professor, for providing proper help and encouragement in the preparation of this report.

I express my sincere gratitude to Ms. Revathy krishnakumar, Asst. Professor, whose guidance and support throughout the training period helped me to complete this work successfully.

I would like to express my preferred gratitude to all the faculties of the department for their interest and cooperation in this regard.

I extend my hearty gratitude to the librarian and other library staffs of my college for their wholehearted cooperation.

I express my sincere thanks to my friends and family for their support in completing this report successfully.

**Place: Irinjalakuda**

**KRISHNAKUMAR N S**

**Date:**



## TABLE OF CONTENTS

SI.NO	CONTENTS	PAGE NO
	LIST OF TABLES	
CHAPTER I	INTRODUCTION	1-4
CHAPTER II	REVIEW OF LITERATURE	5-6
CHAPTER III	THEORETICAL FRAMEWORK	7-13
CHAPTER IIII	DATAANALYSIS AND INTERPRETATION	14-34
CHAPTER V	FINDINGS,SUGGESTIONS, AND CONCLUSION	35-37
	BIBLOGRAPHY	38
	ANNEXURE	

## LIST OF TABLES

TABLE NO	TITLE	PAGE NO
4.1	Table showing classification of respondents on basis of age	14
4.2	Table showing classification of respondents on basis of gender	15
4.3	Table showing satisfaction level among android and iPhone users	16
4.4	Table showing classification of respondents on basis of ease of use	17
4.5	Table showing classification of respondents of system being intuitive	18
4.6	Table showing classification of respondents on basis of suggestions made	19
4.7	Table showing classification of respondents on basis of specific features lacking in their system	20
4.8	Table showing classification of respondents on basis of satisfaction level with availability of apps in their system	21
4.9	Table showing classification of respondents on basis of any lacking apps in their system	22
4.10	Table showing classification of respondents on basis of satisfaction level on updates and supports provided by their system	23
4.11	Table showing classification of respondents on basis of importance of customisation	24



4.12	Table showing classification on basis of customisation needed	25
4.13	Table showing classification of respondents on basis of speed and overall performance of system	26
4.14	Table showing classification of respondents on basis of recommending their system	27
4.15	Table showing classification of respondents on basis recommendations or improvements needed	28
4.16	Table showing classification of respondents on basis of biometric authentication	29
4.17	Table showing classification of respondents on basis of installing security updates	30
4.18	Table showing classification of respondents on challenges or concern	31
4.19	Table showing classification of respondents on basis of performance while using apps	32
4.20	Table showing classification of respondents on basis of satisfaction level of their voice assistant	33
4.21	Table showing classification of respondents on device compatible to all third party accessories	34

## LIST OF GRAPHS

TABLE NO	TITLE	PAGE NO
4.1	Graph showing classification of respondents on basis of age	14
4.2	Graph showing classification of respondents on basis of gender	15
4.3	Graph showing satisfaction level among android and iPhone users	16
4.4	Graph showing classification of respondents on basis of ease of use	17
4.5	Graph showing classification of respondents of system being intuitive	18
4.6	Graph showing classification of respondents on basis of suggestions made	19
4.7	Graph showing classification of respondents on basis of specific features lacking in their system	20
4.8	Graph showing classification of respondents on basis of satisfaction level with availability of apps in their system	21
4.9	Graph showing classification of respondents on basis of any lacking apps in their system	22
4.10	Graph showing classification of respondents on basis of satisfaction level on updates and supports provided by their system	23
4.11	Graph showing classification of respondents on the basis of importance of customization	24
4.12	Graph showing classification on basis of customisation needed	25



4.13	Graph showing classification of respondents on basis of speed and overall performance of system	26
4.14	Graph showing classification of respondents on basis of recommending their system	27
4.15	Graph showing classification of respondents on basis recommendations or improvements needed	28
4.16	Graph showing classification of respondents on basis of biometric authentication	29
4.17	Graph showing classification of respondents on basis of installing security updates	30
4.18	Graph showing classification of respondents on challenges or concern	31
4.19	Graph showing classification of respondents on basis of performance while using apps	32
4.20	Graph showing classification of respondents on basis of satisfaction level of their voice assistant	33
4.21	Graph showing classification of respondents on device compatible to all third party accessories	34

**“A STUDY ON IMPULSIVE BUYING  
BEHAVIOUR OF CUSTOMERS WITH SPECIAL  
REFERENCE TO THRISSUR DISTRICT”**

Project Report submitted to

**CHRIST COLLEGE (AUTONOMOUS) IRINJALAKUDA**

*In partial fulfilment of the requirement for the award of the degree of*

**BACHELOR OF COMMERCE**

Submitted by

**LEFNA K J**

**(CCAVBCM115)**

Under the supervision of

**Ms. REEJA SUSAN ROLY**



**DEPARTMENT OF COMMERCE**

**CHRIST COLLEGE (AUTONOMOUS), IRINJALAKUDA**

**UNIVERSITY OF CALICUT**

**MARCH 2024**



**CHRIST COLLEGE (AUTONOMOUS), IRINJALAKUDA**

**CALICUT UNIVERSITY**



**DEPARTMENT OF COMMERCE**  
**CERTIFICATE**

This is to certify that the project report entitled “ **A STUDY ON IMPULSE BUYING BEHAVIOUR OF CUSTOMERS WITH SPECIAL REFERENCE TO THRISSUR DISTRICT**” is a bonafide record of project done by **LEFNA K J**, Reg. No. CCAVBCM115 under my guidance and supervision in partial fulfilment of the requirement for the award of the degree of **BACHELOR OF COMMERCE** and it has not previously formed the basis for any Degree, Diploma and Associateship or Fellowship.

**Assoc.Prof. K.J. Joseph**  
**Co-ordinator**

**Ms. REEJA SUSAN ROLY**  
**Project Guide**



## **DECLARATION**

I, LEFNA K J, hereby declare that the project work entitled “A STUDY ON IMPULSIVE BUYING BEHAVIOUR OF CUSTOMERS WITH SPECIAL REFERENCE TO THRISSUR DISTRICT” is a record of independent and bonafide project work carried out by me under the supervision and guidance of Ms. Reeja Susan Roly Asst. Professor, Department of Commerce, Christ College (Autonomous), Irinjalakuda.

The information and data given in the report is authentic to the best of my knowledge. The report has not been previously submitted for the award of any Degree, Diploma, Associateship or other similar title of any other university or institute.

**Place: Irinjalakuda**

**Date: 23.02.2024**



**LEFNA K J**

**CCAVBCM115**

## **ACKNOWLEDGEMENT**

I would like to take the opportunity to express my sincere gratitude to all people who have helped me with sound advice and able guidance.

Above all, I express my eternal gratitude to the Lord Almighty under whose divine guidance; I have been able to complete this work successfully.

I would like to express my sincere obligation to Rev. Dr. Jolly Andrews CMI our Principal, for providing various facilities.

I am thankful to Assoc. Prof. K.J. Joseph, Co-ordinator of the Department, for providing proper help and encouragement in the preparation of this report.

I am thankful to my class teacher, Ms. Sreelakshmi K, Asst. Professor, for providing proper help and encouragement in the preparation of this report.

I express my sincere gratitude to Ms. Reeja Susan Roly, Asst. Professor, whose guidance and support throughout the training period helped me to complete this work successfully.

I would like to express my preferred gratitude to all the faculties of the department for their interest and cooperation in this regard.

I extend my hearty gratitude to the librarian and other library staffs of my college for their wholehearted cooperation.

I express my sincere thanks to my friends and family for their support in completing this report successfully.

**Place: Irinjalakuda**

**LEFNA K J**

**Date: 23.02.2024**

## **TABLES OF CONTENTS**

<b>SL.NO</b>	<b>CONTENTS</b>	<b>PAGE NO</b>
	<b>LIST OF TABLES</b>	
	<b>LIST OF FIGURES</b>	
<b>CHAPTER I</b>	<b>INTRODUCTION</b>	<b>1-5</b>
<b>CHAPTER II</b>	<b>REVIEW OF LITERATURE</b>	<b>6-7</b>
<b>CHAPTER III</b>	<b>THEORETICAL FRAMEWORK</b>	<b>8-11</b>
<b>CHAPTER IV</b>	<b>DATA ANALYSIS AND INTERPRETATION</b>	<b>12-30</b>
<b>CHAPTER V</b>	<b>FINDINGS, SUGGESTIONS &amp; CONCLUSION</b>	<b>31-33</b>
	<b>BIBLIOGRAPHY</b>	
	<b>ANNEXURE</b>	



## **LIST OF TABLES**

<b>TABLE NO</b>	<b>CONTENT</b>	<b>PAGE NO</b>
<b>4.1</b>	<b>Table showing gender wise classification</b>	<b>12</b>
<b>4.2</b>	<b>Table showing age wise classification</b>	<b>13</b>
<b>4.3</b>	<b>Table showing occupation wise classification</b>	<b>14</b>
<b>4.4</b>	<b>Table showing marital status of respondents</b>	<b>15</b>
<b>4.5</b>	<b>Table showing annual income wise classification</b>	<b>16</b>
<b>4.6</b>	<b>Table showing whether the customers have done Impulse Purchase</b>	<b>17</b>
<b>4.7</b>	<b>Table showing how frequently the respondents go shopping</b>	<b>18</b>
<b>4.8</b>	<b>Table showing the category of products purchased on impulse</b>	<b>19</b>
<b>4.9</b>	<b>Table showing whether variety of products confuses the respondents</b>	<b>20</b>
<b>4.10</b>	<b>Table showing the factors influencing impulse buying</b>	<b>21</b>
<b>4.11</b>	<b>Table showing opinion on impulsive buying behaviour</b>	<b>22-23</b>
<b>4.12</b>	<b>Table showing impact of employee attitude on impulse purchase</b>	<b>24</b>

<b>4.13</b>	<b>Table showing the shopping companion of respondents</b>	<b>25</b>
<b>4.14</b>	<b>Table showing the initial factors which attracts to a product</b>	<b>26</b>
<b>4.15</b>	<b>Table showing factors about making unplanned purchase</b>	<b>27</b>
<b>4.16</b>	<b>Table showing attitude of respondents towards impulse buying</b>	<b>28-29</b>
<b>4.17</b>	<b>Table showing element of regret after making impulse purchase</b>	<b>30</b>

## **LIST OF FIGURES**

<b>FIGURE NO</b>	<b>CONTENT</b>	<b>PAGE NO</b>
<b>4.1</b>	<b>Figure showing gender wise classification</b>	<b>12</b>
<b>4.2</b>	<b>Figure showing age wise classification</b>	<b>13</b>
<b>4.3</b>	<b>Figure showing occupation wise classification</b>	<b>14</b>
<b>4.4</b>	<b>Figure showing marital status of respondents</b>	<b>15</b>
<b>4.5</b>	<b>Figure showing annual income wise classification</b>	<b>16</b>
<b>4.6</b>	<b>Figure showing whether the customers have done Impulse Purchase</b>	<b>17</b>
<b>4.7</b>	<b>Figure showing how frequently the respondents go shopping</b>	<b>18</b>
<b>4.8</b>	<b>Figure showing the category of products purchased on impulse</b>	<b>19</b>
<b>4.9</b>	<b>Figure showing whether variety of products confuses the respondents</b>	<b>20</b>
<b>4.10</b>	<b>Figure showing the factors influencing impulse buying</b>	<b>21</b>
<b>4.12</b>	<b>Figure showing Impact of employee attitude on purchase</b>	<b>24</b>
<b>4.13</b>	<b>Figure showing shopping companion</b>	<b>25</b>

<b>4.14</b>	<b>Figure showing Initial factors which attract to product</b>	<b>26</b>
<b>4.17</b>	<b>Figure showing Element of regret after impulse purchase</b>	<b>30</b>



**“A STUDY ON BUYING BEHAVIOUR OF BRANDED  
WATCHES AMONG COLLEGE STUDENTS IN  
IRINJALAKUDA MUNICIPALITY”**

Project Report submitted to

**CHRIST COLLEGE (AUTONOMOUS) IRINJALAKUDA**

*In partial fulfilment of the requirement for the award of the degree of*

**BACHELOR OF COMMERCE**

Submitted by

**ANANDHAKRISHNA K P**

**(CCAVBCM082)**

Under the supervision of

**Ms. GANGA K S**



**DEPARTMENT OF COMMERCE**

**CHRIST COLLEGE (AUTONOMOUS), IRINJALAKUDA**

**UNIVERSITY OF CALICUT**

**MARCH 2024**

**CHRIST COLLEGE (AUTONOMOUS), IRINJALAKUDA**

**CALICUT UNIVERSITY**




**DEPARTMENT OF COMMERCE**

**CERTIFICATE**

This is to certify that the project report entitled **“A Study on Buying Behaviour of Branded Watches Among College Students in Irinjalakuda Municipality”** is a bonafide record of project done by **ANANDHAKRISHNA K P**, Reg. No. CCAVBCM082, under my guidance and supervision in partial fulfilment of the requirement for the award of the degree of **BACHELOR OF COMMERCE** and it has not previously formed the basis for any Degree, Diploma and Associateship or Fellowship.

**Assoc. Prof. K.J. Joseph**  
**Co-ordinator**



**Ms. GANGA K S**  
**Project Guide**

## **DECLARATION**

I, ANANDHAKRISHNA K P, hereby declare that the project work entitled **“A STUDY ON BUYING BEHAVIOUR OF BRANDED WATCHES AMONG COLLEGE STUDENTS IN IRINJALAKUDA MUNICIPALITY”** is a record of independent and bonafide project work carried out by me under the supervision and guidance of Ms.Ganga KS, Asst. Professor, Department of Commerce, Christ College (Autonomous), Irinjalakuda.

The information and data given in the report is authentic to the best of my knowledge. The report has not been previously submitted for the award of any Degree, Diploma, Associateship or other similar title of any other university or institute.

**Place: Irinjalakuda**

**Date: 23.02.2024**



**ANANDHAKRISHNA K P**

**CCAVBCM082**

## **ACKNOWLEDGEMENT**

I would like to take the opportunity to express my sincere gratitude to all people who have helped me with sound advice and able guidance.

Above all, I express my eternal gratitude to the Lord Almighty under whose divine guidance; I have been able to complete this work successfully.

I would like to express my sincere obligation to Rev. Dr. Jolly Andrews CMI our Principal, for providing various facilities.

I am thankful to Assoc. Prof. K.J. Joseph, Co-ordinator of the Department, for providing proper help and encouragement in the preparation of this report.

I am thankful to my class teacher, Ms. Sreelakshmi K, Asst. Professor, for providing proper help and encouragement in the preparation of this report.

I express my sincere gratitude to Ms. Ganga K.S, Asst. Professor, whose guidance and support throughout the training period helped me to complete this work successfully.

I would like to express my preferred gratitude to all the faculties of the department for their interest and cooperation in this regard.

I extend my hearty gratitude to the librarian and other library staffs of my college for their wholehearted cooperation.

I express my sincere thanks to my friends and family for their support in completing this report successfully.

**Place: Irinjalakuda**

**ANANDHAKRISHNA K P**

**Date: 23.02.2024**



## **TABLES OF CONTENTS**

<b>SL.NO</b>	<b>CONTENTS</b>	<b>PAGE NO</b>
	<b>LIST OF TABLES</b>	
<b>CHAPTER I</b>	<b>INTRODUCTION</b>	<b>01-04</b>
<b>CHAPTER II</b>	<b>REVIEW OF LITERATURE</b>	<b>05-07</b>
<b>CHAPTER III</b>	<b>THEORETICAL FRAMEWORK</b>	<b>08-12</b>
<b>CHAPTER IV</b>	<b>DATA ANALYSIS AND INTERPRETATION</b>	<b>13-34</b>
<b>CHAPTER V</b>	<b>FINDINGS, SUGGESTIONS &amp; CONCLUSION</b>	<b>35-38</b>
	<b>BIBLIOGRAPHY</b>	
	<b>ANNEXURE</b>	

## **LIST OF TABLES**

<b>TABLE NO</b>	<b>TITLE</b>	<b>PAGE NO:</b>
<b>4.1</b>	<b>Table showing gender wise classification</b>	<b>13</b>
<b>4.2</b>	<b>Table showing age group of customers</b>	<b>14</b>
<b>4.3</b>	<b>Table showing the brand of watch used by customers</b>	<b>15</b>
<b>4.4</b>	<b>Table showing effectiveness of advertisement in influencing customers</b>	<b>16</b>
<b>4.5</b>	<b>Table showing whether presence of celebrity in advertisement influence purchasing behavior</b>	<b>17</b>
<b>4.6</b>	<b>Table showing price range preferred by customers</b>	<b>18</b>
<b>4.7</b>	<b>Table showing features considered while purchasing branded watch</b>	<b>19</b>
<b>4.8</b>	<b>Table showing additional features customers like to have in branded watches</b>	<b>20</b>
<b>4.9</b>	<b>Table showing reasons for selecting branded watches</b>	<b>21</b>

<b>4.10</b>	<b>Table showing the duration customers have been using their watch</b>	<b>22</b>
<b>4.11</b>	<b>Table showing branded watches preferred by customers</b>	<b>23</b>
<b>4.12</b>	<b>Table showing type of watch preferred by customers</b>	<b>24</b>
<b>4.13</b>	<b>Table showing watch brands recommended by customers</b>	<b>25</b>
<b>4.14</b>	<b>Table showing comfortability of branded watches</b>	<b>26</b>
<b>4.15</b>	<b>Table showing whether branded watches are preferred as it represents symbol of status</b>	<b>27</b>
<b>4.16</b>	<b>Table showing type of strap preferred by customers</b>	<b>28</b>
<b>4.17</b>	<b>Table showing affordability of branded watches</b>	<b>29</b>
<b>4.18</b>	<b>Table showing frequency of purchasing branded watches</b>	<b>30</b>
<b>4.19</b>	<b>Table showing customers willingness to pay extra money on branded watches</b>	<b>31</b>

4.20	Table showing customers satisfaction	32
4.21	Table showing mode of shopping preferred by customers	33
4.22	Table showing kinds of promotions that motivate customers to purchase branded watches	34



## LIST OF FIGURES

<b>TABLE NO</b>	<b>TITLE</b>	<b>PAGE NO:</b>
<b>4.1</b>	<b>Figure showing gender wise classification</b>	<b>13</b>
<b>4.2</b>	<b>Figure showing age group of customers</b>	<b>14</b>
<b>4.3</b>	<b>Figure showing the brand of watch used by customers</b>	<b>15</b>
<b>4.4</b>	<b>Figure showing effectiveness of advertisement in influencing customers</b>	<b>16</b>
<b>4.5</b>	<b>Figure showing whether presence of celebrity in advertisement influence purchasing behavior</b>	<b>17</b>
<b>4.6</b>	<b>Figure showing amount customers wish to spend on buying branded watches</b>	<b>18</b>
<b>4.7</b>	<b>Figure showing features considered while purchasing branded watch</b>	<b>19</b>
<b>4.8</b>	<b>Figure showing additional features customers like to have in branded watches</b>	<b>20</b>
<b>4.9</b>	<b>Figure showing reasons for selecting branded watches</b>	<b>21</b>
<b>4.10</b>	<b>Figure showing the duration customers have been using their watch</b>	<b>22</b>
<b>4.11</b>	<b>Figure showing branded watches preferred by customers</b>	<b>23</b>

4.12	Figure showing type of watch preferred by customers	24
4.13	Figure showing watch brands recommended by customers	25
4.14	Figure showing comfortability of branded watches	26
4.15	Figure showing whether branded watches are preferred as it represents symbol of status	27
4.16	Figure showing type of strap preferred by customers	28
4.17	Figure showing affordability of branded watches	29
4.18	Figure showing frequency of purchasing branded watches	30
4.19	Figure showing customers willingness to pay extra money on branded watches	31
4.20	Figure showing customers satisfaction	32
4.21	Figure showing mode of shopping preferred by customers	33
4.22	Figure showing kinds of promotions that motivate customers to purchase branded watches	34

**“A STUDY ON THE USE OF OTT PLATFORMS  
AMONG YOUNGSTERS”**

Project Report submitted to

**CHRIST COLLEGE (AUTONOMOUS) IRINJALAKUDA**

*Inpartial fulfillment of the requirement for the award of the degree of*

**BACHELOR OF COMMERCE**

Submitted by

**ANGEL MARIYA M B**

**(CCAVBCM083)**

Under the supervision of

**Asso.Pro. K J JOSEPH**



**DEPARTMENT OF COMMERCE**

**CHRIST COLLEGE (AUTONOMOUS), IRINJALAKUDA**

**UNIVERSITY OF CALICUT**

**MARCH 2024**

**CHRIST COLLEGE (AUTONOMOUS), IRINJALAKUDA**

**CALICUT UNIVERSITY**



**DEPARTMENT OF COMMERCE**

**CERTIFICATE**

This is to certify that the project report entitled "**A Study on the use of OTT platforms among youngsters**" is a bonafide record of project done by **ANGEL MARIYA M B**, Reg.No. CCAVBCM083, under my guidance and supervision in partial fulfilment of the requirement for the award of the degree of **BACHELOR OF COMMERCE** and it has not previously formed the basis for any Degree, Diploma and Associateship or Fellowship.

**Assoc.Prof.K.J.Joseph**  
**Co-ordinator**

**Mr. K.J. Joseph**  
**Project Guide**





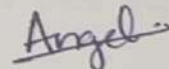
## DECLARATION

I, **ANGEL MARIYA M B**, here by declare that the project work entitled "**A STUDY ON THE USE OF OTT PLATFORMS AMONG YOUNGSTERS**" is a record of independent and bonafide project work carried out by me under the supervision and guidance of Mr. K J Joseph, Asso. Professor, Department of Commerce, Christ College (Autonomous), Irinjalakuda.

The information and data given in the report is authentic to the best of my knowledge. The report has not been previously submitted for the award of any Degree, Diploma, Associateship or other similar title of any other university or institute.

**Place: Irinjalakuda**

**Date: 23.02.2024**



**ANGEL MARIYA M B**

**CCAVBCM083**

## ACKNOWLEDGEMENT

I would like to take the opportunity to express my sincere gratitude to all people who have helped me with sound advice and able guidance.

Above all, I express my eternal gratitude to the Lord Almighty under whose divine guidance; I have been able to complete this work successfully.

I would like to express my sincere obligation to Rev. Dr. Jolly Andrews CMI our Principal, for providing various facilities.

I am thankful to Asso. Prof. K.J. Joseph, Co-ordinator of the Department, for providing proper help and encouragement in the preparation of this report.

I am thankful to my class teacher, Mr. K J Joseph, Asso. Professor, for providing proper help and encouragement in the preparation of this report.

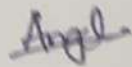
I express my sincere gratitude to Ms. K Sreelakshmi, Asst. Professor, whose guidance and support throughout the training period helped me to complete this work successfully.

I would like to express my sincere gratitude to all the faculties of the department for their interest and cooperation in this regard.

I extend my hearty gratitude to the Librarian and other library staffs of my college for their wholehearted cooperation.

I express my sincere thanks to my friends and family for their support in completing this report successfully.

Place: Irinjalakuda

  
ANGEL MARIYA M B

Date: 23.02.2024

## TABLES OF CONTENTS

SL.NO	CONTENTS	PAGE NO
	LIST OF TABLES	
	LIST OF GRAPHS	
CHAPTER I	INTRODUCTION	1-4
CHAPTER II	REVIEW OF LITERATURE	5-12
CHAPTER III	THEORETICAL FRAMEWORK	13-14
CHAPTER IV	DATA ANALYSIS AND INTERPRETATION	15-34
CHAPTER V	FINDINGS, SUGGESTIONS & CONCLUSION	35-38
	BIBLIOGRAPHY	
	ANNEXURE	

## LIST OF TABLES

TABLE NO	TITLE	PAGE NO:
4.1	Table showing recently subscribed OTT platforms of the respondents	15
4.2	Table showing respondents enjoy the content they watch on OTT	16
4.3	Table showing how often do the respondents watch contents in OTT platforms in a month	17
4.4	Table showing the respondents lend out their subscription of OTT platform to others	18
4.5	Table showing satisfaction of the respondents with the contents offered by the OTT platforms	19
4.6	Table Showing have the respondents ever cancelled their subscription from any OTT platforms	20
4.7	Table Showing the respondents watch OTT platforms to view live sports events	21
4.8	Table Showing OTT platforms that are most familiar to the respondents.	22
4.9	Table Showing whether the respondents faced technological difficulties while using OTT platform	23
4.10	Table Showing whether the respondents read all the privacy and security guidelines of the OTT platforms.	24



<b>TABLE NO</b>	<b>TITLE</b>	<b>PAGE NO:</b>
<b>4.11.</b>	Table showing the respondents watch dubbed or utilize subtitles while watching the content on OTT platforms other than their mother tongue	<b>25</b>
<b>4.12</b>	Table showing how much do the respondents agree or disagree that watching OTT platforms is more affordable than watching cable TV	<b>26</b>
<b>4.13</b>	Table showing the respondents use OTT platforms to follow some content creators	<b>27</b>
<b>4.14</b>	Table showing how the respondents viewing of OTT platform changed the amount of watching cable TV	<b>28</b>
<b>4.15</b>	Table showing the respondents watch contents offline in OTT platforms	<b>29</b>
<b>4.16</b>	Table Showing the respondents consider the availability of exclusive release to be significant when selecting OTT platforms	<b>30</b>
<b>4.17</b>	Table Showing the respondents watch all the suggested contents prescribed by the OTT platforms	<b>31</b>
<b>4.18</b>	Table showing does the respondents seek recommendations for watching available in OTT platforms	<b>32</b>
<b>4.19</b>	Table showing the type of content does the respondents watch on OTT platforms	<b>33</b>
<b>4.20</b>	Table showing the respondents' thought about the impact of OTT platforms among youngsters	<b>34</b>

### LIST OF GRAPHS

TABLE NO	TITLE	PAGE NO:
4.1	Graph showing recently subscribed OTT platforms of the respondents	15
4.2	Graph showing respondents enjoy the content they watch on OTT	16
4.3	Graph showing how often do the respondents watch contents in OTT platforms in a month	17
4.4	Graph showing the respondents lend out their subscription of OTT platform to others	18
4.5	Graph showing satisfaction of the respondents with the contents offered by the OTT platforms	19
4.6	Graph Showing have the respondents ever cancelled their subscription from any OTT platforms	20
4.7	Graph Showing the respondents watch OTT platforms to view live sports events	21
4.8	Graph Showing OTT platforms that are most familiar to the respondents.	22
4.9	Graph Showing whether the respondents faced technological difficulties while using OTT platform	23
4.10	Graph Showing whether the respondents read all the privacy and security guidelines of the OTT platforms.	24

TABLE NO	TITLE	PAGE NO:
4.11.	Graph showing the respondents watch dubbed or utilize subtitles while watching the content on OTT platforms other than their mother tongue	25
4.12	Graph showing how much do the respondents agree or disagree that watching OTT platforms is more affordable than watching cable TV	26
4.13	Graph showing the respondents use OTT platforms to follow some content creators	27
4.14	Graph showing how the respondents viewing of OTT platform changed the amount of watching cable TV	28
4.15	Graph showing the respondents watch contents offline in OTT platforms	29
4.16	Graph Showing the respondents consider the availability of exclusive release to be significant when selecting OTT platforms	30
4.17	Graph Showing the respondents watch all the suggested contents prescribed by the OTT platforms	31
4.18	Graph showing does the respondents seek recommendations for watching available in OTT platforms	32
4.19	Graph showing the type of content does the respondents watch on OTT platforms	33
4.20	Graph showing the respondents' thought about the impact of OTT platforms among youngsters	34

**"A STUDY ON SATISFACTION LEVEL OF  
EMPLOYEES COMPENSATION WITH  
RESPECT TO BANKING  
SECTOR"**

Project Report submitted to

**CHRIST COLLEGE (AUTONOMOUS) IRINJALAKUDA**

*In partial fulfilment of the requirement for the award of the degree of*

**BACHELOR OF COMMERCE**

Submitted By

**ATHIDHI PRADEEP  
(CCAVBCM084)**

Under the supervision of

**Ms.SIJI C L**



**DEPARTMENT OF COMMERCE  
CHRIST COLLEGE (AUTONOMOUS), IRINJALAKUDA  
UNIVERSITY OF CALICUT**

**MARCH 2024**



**CHRIST COLLEGE (AUTONOMOUS), IRINJALAKUDA  
CALICUT UNIVERSITY**



**DEPARTMENT OF COMMERCE  
CERTIFICATE**

This is to certify that the project report entitled **“A Study on Satisfaction Level of Employees compensation with Respect to Banking Sector”** is a bonafide record of project done by **ATHIDHI PRADEEP**, Reg. No. CCAVBCM084, under my guidance and supervision in partial fulfilment of the requirement for the award of the degree of **BACHELOR OF COMMERCE** and it has not previously formed the basis for any Degree, Diploma and Associateship or Fellowship.

**Assoc.Prof. K.J. Joseph**  
**Co-ordinator**

**Ms. SIJI CL**  
**Project Guide**



## ACKNOWLEDGEMENT

I would like to take the opportunity to express my sincere gratitude to all people who have helped me with sound advice and able guidance.

Above all, I express my eternal gratitude to the Lord Almighty under whose divine guidance; I have been able to complete this work successfully.

I would like to express my sincere obligation to Rev. Dr. Jolly Andrews CMI our Principal, for providing various facilities.

I am thankful to Asso.Prof. K.J. Joseph, Co-ordinator of the Department, for providing proper help and encouragement in the preparation of this report.

I am thankful to my class teacher, Ms. Sreelakshmi K, Asst. Professor, for providing proper help and encouragement in the preparation of this report.

I express my sincere gratitude to Ms.Siji C L, Asst. Professor, whose guidance and support throughout the training period helped me to complete this work successfully.

I would like to express my preferred gratitude to all the faculties of the department for their interest and cooperation in this regard.

I extend my hearty gratitude to the librarian and other library staffs of my college for their wholehearted cooperation.

I express my sincere thanks to my friends and family for their support in completing this report successfully.

Place: Irinjalakuda  
Date:23-04-2024

ATHIDHI PRADEEP

## **TABLES OF CONTENTS**

<b>SL.NO</b>	<b>CONTENTS</b>	<b>PAGE NO</b>
	<b>LIST OF TABLES</b>	
<b>CHAPTER I</b>	<b>INTRODUCTION</b>	<b>1</b>
<b>CHAPTER II</b>	<b>REVIEW OF LITERATURE</b>	<b>5</b>
<b>CHAPTER III</b>	<b>THEORETICAL FRAMEWORK</b>	<b>8</b>
<b>CHAPTER IV</b>	<b>DATA ANALYSIS AND INTERPRETATION</b>	<b>12</b>
<b>CHAPTER V</b>	<b>FINDINGS, SUGGESTIONS &amp; CONCLUSION</b>	<b>32</b>
	<b>BIBLIOGRAPHY</b>	<b>36</b>
	<b>ANNEXURE</b>	<b>38</b>

## LIST OF TABLES

TABLE NO	TITLE	PAGE NO
4.1.	Table showing age wise classifications of respondents	12
4.2	Table showing the gender wise classification of respondents	13
4.3	Table showing number of year employees has worked in the organization	14
4.4	Table showing the designation of employees	15
4.5	Table showing the department of employees	16
4.6	Table showing the satisfaction with the compensation being received	17
4.7	Table showing on the basis of which company provides compensation	18
4.8	Table showing the number of institutions provides compensation based on individual performance	19
4.9	Table showing the efficient sharing of compensation information by the HR department	20
4.10	Table showing the compensation preferred by the employees	21
4.11	Table showing the number of employees receiving training in order to improve performance	22
4.12	Table showing the employees benefits offered by the organization	23



<b>4.13</b>	Table showing the opportunity given to employees to select benefit plans	24
<b>4.14</b>	Table showing the satisfaction of employees in their wellness benefit	25
<b>4.15</b>	Table showing the employees satisfaction for the family support provided by the employer	26
<b>4.16</b>	Table showing the value offered equity by employees organization	27
<b>4.17</b>	Table showing the employee satisfaction for the educational facilities provided by the organization	28
<b>4.18</b>	Table showing the employees feeling about retirement and pension plans provided by the organization	29
<b>4.19</b>	Table showing the knowledge of the employees regarding interesting initiatives related to benefit he/she would like	30
<b>4. 20</b>	Table showing the responses of employees about awareness of other interesting compensation plans	31

## LIST OF GRAPHS

<b>TABL E NO</b>	<b>TITLE</b>	<b>PAGE NO</b>
4.1.	Table showing age wise classifications of respondents	12
4.2	Table showing the gender wise classification of respondents	13
4.3	Table showing number of year employees has worked in the organization	14
4.4	Table showing the designation of employees	15
4.5	Table showing the department of employees	16
4.6	Table showing the satisfaction with the compensation being received	17
4.7	Table showing on the basis of which company provides compensation	18
4.8	Table showing the number of institutions provides compensation based on individual performance	19
4.9	Table showing the efficient sharing of compensation information by the HR department	20
4.10	Table showing the compensation preferred by the employees	21
4.11	Table showing the number of employees receiving training in order to improve performance	22
4.12	Table showing the employees benefits offered by the organisation	23

<b>4.13</b>	Table showing the opportunity given to employees to select benefit plans	24
<b>4.14</b>	Table showing the satisfaction of employees in their wellness benefit	25
<b>4.15</b>	Table showing the employees satisfaction for the family support provided by the employer	26
<b>4.16</b>	Table showing the value offered equity by employees organization	27
<b>4.17</b>	Table showing the employee satisfaction for the educational facilities provided by the organization	28
<b>4.18</b>	Table showing the employees feeling about retirement and pension plans provided by the organization	29
<b>4.19</b>	Table showing the knowledge of the employees regarding interesting initiatives related to benefit he/she would like	30
<b>4.20</b>	Table showing the response of employees about awareness of other interesting compensation plan	31

**"A STUDY ON FINANCIAL PERFORMANCE OF  
INFOSYS LTD"**

Project Report submitted to

**CHRIST COLLEGE (AUTONOMOUS) IRINJALAKUDA**

*In partial fulfilment of the requirement for the award of the degree of*

**BACHELOR OF COMMERCE**

Submitted by  
**EVELIN ROSE  
VINCENT**

**(CCAVBCM085)**

Under the supervision of

**Assoc.Prof. K.J. Joseph**



**DEPARTMENT OF COMMERCE**

**CHRIST COLLEGE (AUTONOMOUS), IRINJALAKUDA**

**UNIVERSITY OF CALICUT**

**MARCH 2024**



**CHRIST COLLEGE (AUTONOMOUS), IRINJALAKUDA**

**CALICUT UNIVERSITY**



**DEPARTMENT OF COMMERCE  
CERTIFICATE**

This is to certify that the project report entitled “**A Study on Financial Performance of Infosys Ltd**” is a bonafide record of project done by **EVELIN ROSE VINCENT**, Reg. No. CCAVBCM085, under my guidance and supervision in partial fulfilment of the requirement for the award of the degree of **BACHELOR OF COMMERCE** and it has not previously formed the basis for any Degree, Diploma and Associateship or Fellowship.

*Joseph*

**Assoc.Prof. K.J. Joseph**  
**Co-ordinator**

*Joseph*

**Assoc.Prof. K.J. Joseph**  
**Project Guide**



*[Handwritten signature]*

## **DECLARATION**

I, **EVELIN ROSE VINCENT**, hereby declare that the project work entitled "**A STUDY ON FINANCIAL PERFORMANCE OF INFOSYS LTD**" is a record of independent and bonafide project work carried out by me under the supervision and guidance of, Assoc.Prof. K.J. Joseph, Department of Commerce, Christ College (Autonomous), Irinjalakuda.

The information and data given in the report is authentic to the best of my knowledge. The report has not been previously submitted for the award of any Degree, Diploma, Associateship or other similar title of any other university or institute.

**Place: Irinjalakuda**

**Date: 23-02-2024**



**EVELIN ROSE**

**CCAVBCM085**

## ACKNOWLEDGEMENT

I would like to take the opportunity to express my sincere gratitude to all people who have helped me with sound advice and able guidance.

Above all, I express my eternal gratitude to the Lord Almighty under whose divine guidance; I have been able to complete this work successfully.

I would like to express my sincere obligation to Rev. Dr. Jolly Andrews CMI our Principal, for providing various facilities.

I am thankful to Assoc.Prof. K.J. Joseph, Co-ordinator of the Department, for providing proper help and encouragement in the preparation of this report.

I am thankful to my class teacher, Ms. SreeLakshmi K, Asst. Professor, for providing proper help and encouragement in the preparation of this report.

I express my sincere gratitude to Assoc.Prof. K.J. Joseph, whose guidance and support throughout the training period helped me to complete this work successfully.

I would like to express my sincere gratitude to all the faculties of the department for their interest and cooperation in this regard.

I extend my hearty gratitude to the Librarian and other library staffs of my college for their wholehearted cooperation.

I express my sincere thanks to my friends and family for their support in completing this report successfully.

Place: Irinjalakuda

  
EVELIN ROSE

Date: 23-02-2024

## **TABLES OF CONTENTS**

<b>SL.NO</b>	<b>CONTENTS</b>	<b>PAGE NO</b>
	<b>LIST OF TABLES</b>	
	<b>LIST OF GRAPHS</b>	
<b>CHAPTER I</b>	<b>INTRODUCTION</b>	<b>1-4</b>
<b>CHAPTER II</b>	<b>REVIEW OF LITERATURE</b>	<b>5-7</b>
<b>CHAPTER III</b>	<b>THEORETICAL FRAMEWORK</b>	<b>8-12</b>
<b>CHAPTER IV</b>	<b>DATA ANALYSIS AND INTERPRETATION</b>	<b>13-38</b>
<b>CHAPTER V</b>	<b>FINDINGS, SUGGESTIONS &amp; CONCLUSION</b>	<b>39-41</b>
	<b>BIBLIOGRAPHY</b>	
	<b>ANNEXURE</b>	



## LIST OF TABLES

TABLE NO:	TITLE	PAGE NO:
4.1.1	Table showing current ratio	14
4.1.2	Table showing Quick Ratio	15
4.2.1	Table showing Debt-to-Equity Ratio	16
4.3.1	Table showing Net Profit Ratio	17
4.4.1	Table showing Asset Turnover Ratio	18
4.5.1	Table showing Comparative Balance sheet of Infosys Ltd for the year 2018-19	19-20
4.5.2	Table showing Comparative Balance sheet of Infosys Ltd for the year 2019-20	21-22
4.5.3	Table showing Comparative Balance sheet of Infosys Ltd for the year 2020-21	23-24
4.5.4	Table showing Comparative Balance sheet of Infosys Ltd for the year 2021-22	25-26
4.5.5	Table showing Comparative Balance sheet of Infosys Ltd for the year 2022-23	27-28
4.6.1	Table showing Comparative Profit & Loss of Infosys Ltd for the year 2018-2019	29-30
4.6.2	Table showing Comparative Profit & Loss of Infosys Ltd for the year 2019-2020	31-32

4.6.3	Table showing Comparative Profit & Loss of Infosys Ltd for the year 2020-2021	33-34
4.6.4	Table showing Comparative Profit & Loss of Infosys Ltd for the year 2021-2022	35-36
4.6.5	Table showing Comparative Profit & Loss of Infosys Ltd for the year 2022-2023	37-38

## LIST OF GRAPHS

TABLE NO	TITLE	PAGE NO:
4.1.1	Graph showing Current Ratio	14
4.1.2	Graph showing Quick Ratio	15
4.2.1	Graph showing Debt-to-Equity Ratio	16
4.3.1	Graph showing Net Profit Ratio	17
4.4.1	Graph showing Asset Turnover Ratio	18

**“A STUDY ON SATISFACTION LEVEL  
OF EMPLOYEES COMPENSATION  
WITH RESPECT TO BANKING  
SECTOR”**

Project Report submitted to  
**CHRIST COLLEGE (AUTONOMOUS) IRINJALAKUDA**

*In partial fulfilment of the requirement for the award of the degree of*

**BACHELOR OF COMMERCE**

Submitted By

**GEORGE JOJU  
(CCAVBCM086)**

Under the supervision of

**Ms. SIJI C L**



**DEPARTMENT OF COMMERCE  
CHRIST COLLEGE (AUTONOMOUS), IRINJALAKUDA  
UNIVERSITY OF CALICUT**

**MARCH 2024**

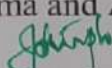



**CHRIST COLLEGE (AUTONOMOUS), IRINJALAKUDA**  
**CALICUT UNIVERSITY**



**DEPARTMENT OF COMMERCE**  
**CERTIFICATE**

This is to certify that the project report entitled “**A Study on Satisfaction Level of Employees compensation with Respect to Banking Sector**” is a bonafide record of project done by **GEORGE JOJU**, Reg. No. CCAVBCM086, under my guidance and supervision in partial fulfilment of the requirement for the award of the degree of **BACHELOR OF COMMERCE** and it has not previously formed the basis for any Degree, Diploma and Associateship or Fellowship.

  
**Assoc.Prof. K.J. Joseph**  
**Co-ordinator**

  
**Ms. SIJI CL**  
**Project Guide**





## **DECLARATION**

I, **GEORGE JOJU** hereby declare that the project work entitled “**A STUDY ON SATISFACTION LEVEL OF EMPLOYEES COMPENSATION WITH RESPECT TO BANKING SECTOR**” is a record of independent and bonafide project work carried out by me under the supervision and guidance of Ms.Siji C L, Asst. Professor, Department of Commerce, Christ College (Autonomous), Irinjalakuda.

The information and data given in the report is authentic to the best of my knowledge. The report has not been previously submitted for the award of any Degree, Diploma, Associateship or other similar title of any other university or institute.

**Place: Irinjalakuda**

**Date:23-04-2024**



**GEORGE JOJU**

**CCAVBCM086**

## ACKNOWLEDGEMENT

I would like to take the opportunity to express my sincere gratitude to all people who have helped me with sound advice and able guidance.

Above all, I express my eternal gratitude to the Lord Almighty under whose divine guidance; I have been able to complete this work successfully.

I would like to express my sincere obligation to Rev. Dr. Jolly Andrews CMI our Principal, for providing various facilities.

I am thankful to Asso.Prof. K.J. Joseph, Co-ordinator of the Department, for providing proper help and encouragement in the preparation of this report.

I am thankful to my class teacher, Ms. Sreelakshmi K, Asst. Professor, for providing proper help and encouragement in the preparation of this report.

I express my sincere gratitude to Ms.Siji C L, Asst. Professor, whose guidance and support throughout the training period helped me to complete this work successfully.

I would like to express my preferred gratitude to all the faculties of the department for their interest and cooperation in this regard.

I extend my hearty gratitude to the librarian and other library staffs of my college for their wholehearted cooperation.

I express my sincere thanks to my friends and family for their support in completing this report successfully.

Place: Irinjalakuda  
Date:23-04-2024

GEORGE JOJU

## **TABLES OF CONTENTS**

<b>SL.NO</b>	<b>CONTENTS</b>	<b>PAGE NO</b>
	<b>LIST OF TABLES</b>	
<b>CHAPTER I</b>	<b>INTRODUCTION</b>	<b>1</b>
<b>CHAPTER II</b>	<b>REVIEW OF LITERATURE</b>	<b>5</b>
<b>CHAPTER III</b>	<b>THEORETICAL FRAMEWORK</b>	<b>8</b>
<b>CHAPTER IV</b>	<b>DATA ANALYSIS AND INTERPRETATION</b>	<b>12</b>
<b>CHAPTER V</b>	<b>FINDINGS, SUGGESTIONS &amp; CONCLUSION</b>	<b>32</b>
	<b>BIBLIOGRAPHY</b>	<b>36</b>
	<b>ANNEXURE</b>	<b>38</b>



## LIST OF TABLES

TABLE NO	TITLE	PAGE NO
4.1.	Table showing age wise classifications of respondents	12
4.2	Table showing the gender wise classification of respondents	13
4.3	Table showing number of year employees has worked in the organization	14
4.4	Table showing the designation of employees	15
4.5	Table showing the department of employees	16
4.6	Table showing the satisfaction with the compensation being received	17
4.7	Table showing on the basis of which company provides compensation	18
4.8	Table showing the number of institutions provides compensation based on individual performance	19
4.9	Table showing the efficient sharing of compensation information by the HR department	20
4.10	Table showing the compensation preferred by the employees	21
4.11	Table showing the number of employees receiving training in order to improve performance	22
4.12	Table showing the employees benefits offered by the organization	23

<b>4.13</b>	Table showing the opportunity given to employees to select benefit plans	24
<b>4.14</b>	Table showing the satisfaction of employees in their wellness benefit	25
<b>4.15</b>	Table showing the employees satisfaction for the family support provided by the employer	26
<b>4.16</b>	Table showing the value offered equity by employees organization	27
<b>4.17</b>	Table showing the employee satisfaction for the educational facilities provided by the organization	28
<b>4.18</b>	Table showing the employees feeling about retirement and pension plans provided by the organization	29
<b>4.19</b>	Table showing the knowledge of the employees regarding interesting initiatives related to benefit he/she would like	30
<b>4. 20</b>	Table showing the responses of employees about awareness of other interesting compensation plans	31

**“A STUDY ON THE EFFECT OF TRAINING AND  
DEVELOPMENT ON EMPLOYEES OF MANAPPURAM  
FINANCE LIMITED”**

Project Report submitted to

**CHRIST COLLEGE (AUTONOMOUS) IRINJALAKUDA**

*In partial fulfilment of the requirement for the award of the degree of*

**BACHELOR OF COMMERCE**

Submitted by

**ANTONY BABU**

**(CCAVBCM097)**

Under the supervision of

**Ms. SREELAKSMI K**



**DEPARTMENT OF COMMERCE**

**CHRIST COLLEGE (AUTONOMOUS), IRINJALAKUDA  
UNIVERSITY OF CALICUT**

**MARCH 2024**



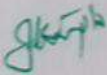
CHRIST COLLEGE (AUTONOMOUS), IRINJALAKUDA


CALICUT UNIVERSITY



DEPARTMENT OF COMMERCE CERTIFICATE

This is to certify that the project report entitled "A STUDY ON THE EFFECT OF TRAINING AND DEVELOPMENT ON EMPLOYEES OF MANAPPURAM FINANCE LIMITED" is a bonafide record of project done by, ANTONY BABU Reg. No. CCAVBCM097, under my guidance and supervision in partial fulfilment of the requirement for the award of the degree of BACHELOR OF COMMERCE and it has not previously formed the basis for any Degree, Diploma and Associateship or Fellowship.

  
Assoc.Prof. K.J. Joseph  
Co-ordinator

  
MS.SREELAKSHMI K  
Project Guide







## **DECLARATION**

I, **ANTONY BABU**, hereby declare that the project work entitled **"A STUDY ON THE EFFECT OF TRAINING AND DEVELOPMENT ON EMPLOYEES OF MANAPPURAM FINANCE LIMITED"** is a record of independent and bonafide project work carried out by me under the supervision and guidance of Ms. Sreelakshmi K, Asst. Professor, Department of Commerce, Christ College (Autonomous), Irinjalakuda.

The information and data given in the report is authentic to the best of my knowledge. The report has not been previously submitted for the award of any Degree, Diploma, Associateship or other similar title of any other university or institute.

**Place: Irinjalakuda**

**Date: 23.02.2024**



**ANTONY BABU**

**CCAVBCM097**

## **ACKNOWLEDGEMENT**

I would like to take the opportunity to express my sincere gratitude to all people who have helped me with sound advice and able guidance.

Above all, I express my eternal gratitude to the Lord Almighty under whose divine guidance; I have been able to complete this work successfully.

I would like to express my sincere obligation to Rev. Dr. Jolly Andrews CMI our principal, for providing various facilities.

I am thankful to Asso.Prof. K.J. Joseph, Co-ordinator of the Department, for providing proper help and encouragement in the preparation of this report.

I am thankful to my class teacher, Ms. Sreelakshmi K, Asst. Professor, for providing proper help and encouragement in the preparation of this report.

I express my sincere gratitude to Ms. Sreelakshmi K, Asst. Professor, whose guidance and support throughout the training period helped me to complete this work successfully.

I would like to express my preferred gratitude to all the faculties of the department for their interest and cooperation in this regard.

I extend my hearty gratitude to the librarian and other library staffs of my college for their wholehearted cooperation.

I express my sincere thanks to my friends and family for their support in completing this report successfully.

**Place: Irinjalakuda**

**ANTONY BABU**

**Date: 23.02.2024**

## TABLES OF CONTENTS

SL.NO	CONTENTS	PAGE NO
	LIST OF TABLES	
CHAPTER I	INTRODUCTION	1-3
CHAPTER II	REVIEW OF LITERATURE	4-7
CHAPTER III	THEORETICAL FRAMEWORK	8-10
CHAPTER IV	DATA ANALYSIS AND INTERPRETATION	11-33
CHAPTER V	FINDINGS, SUGGESTIONS & CONCLUSION	34-37
	BIBLIOGRAPHY	
	ANNEXURE	

## LIST OF TABLES

TABLE NO	TITLE	PAGE NO:
4.1.	Table showing gender wise classification	11
4.2	Table showing the age wise classification	12
4.3	Table showing education wise classification	13
4.4	Table showing income wise classification	14
4.5	Table showing experience wise classification	15
4.6	Table showing the frequency of understandability of the employees	16
4.7	Table showing the classification whether training enhance productivity and performance of employees	17
4.8	Table showing the classification based on the training program attended by employees in last 02 years	18
4.9	Table showing the classification of feedback on training	19
4.10	Table showing classification of method of training	20
4.11	Table showing classification of effectiveness of feedback after training	21
4.12	Table showing classification of impact of post training feedbacks on participants	22



4.13	Table showing classification of the ideal time to evaluate the training	23
4.14	Table showing classification of preference of training method	24
4.15	Table showing classification of the kinds of training programs provided to the employees	25
4.16	Table showing classification of primary motive of attending a training program	26
4.17	Table showing the advantages of attending a training program	27
4.18	Table showing the disadvantages of attending a training program	28
4.19	Table showing the kind of training policies followed by the company	29
4.20	Table showing classification of approach of post training evaluation	30
4.21	Table showing classification of the focus of the post training evaluation	31
4.22	Table showing the satisfaction level towards the training program	32
4.23	Table showing the frequency of respondents recommending the training program to other employees	33

### LIST OF GRAPHS

TABLE NO	TITLE	PAGE NO:
4.1.	Graph showing gender wise classification	11
4.2	Graph showing the age wise classification	12
4.3	Graph showing education wise classification	13
4.4	Graph showing income wise classification	14
4.5	Graph showing experience wise classification	15
4.6	Graph showing the frequency of understandability of the employees	16
4.7	Graph showing the classification whether training enhance productivity and performance of employees	17
4.8	Graph showing the classification based on the training program attended by employees in last 02 years	18
4.9	Graph showing the classification of feedback on training	19
4.10	Graph showing classification of method of training	20
4.11	Graph showing classification of effectiveness of feedback after training	21

4.12	Graph showing classification of impact of post training feedbacks on participants	22
4.13	Graph showing classification of the ideal time to evaluate the training	23
4.14	Graph showing classification of preference of training method	24
4.15	Graph showing classification of the kinds of training programs provided to the employees	25
4.16	Graph showing classification of primary motive of attending a training program	26
4.17	Graph showing the advantages of attending a training program	27
4.18	Graph showing the disadvantages of attending a training program	28
4.19	Graph showing the kind of training policies followed by the company	29
4.20	Graph showing classification of approach of post training evaluation	30
4.21	Graph showing classification of the focus of the post training evaluation	31
4.22	Graph showing the satisfaction level towards the training program	32
4.23	Graph showing the frequency of respondents recommending the training program to other employees	33



**“A STUDY ON CONSUMER PREFERENCE ON COSMETICS  
AMONG FEMALE STUDENTS WITH SPECIAL REFERENCE TO  
CHRIST COLLEGE (AUTONOMOUS) IRINJALAKUDA”**

Project Report submitted to

**CHRIST COLLEGE (AUTONOMOUS) IRINJALAKUDA**

*In partial fulfilment of the requirement for the award of the degree of*

**BACHELOR OF COMMERCE**

Submitted by

**ASEEL MOHAMED KS**

**(CCAVBCM098)**

Under the supervision of

**Ms. SIJI CL**



**DEPARTMENT OF COMMERCE  
CHRIST COLLEGE (AUTONOMOUS), IRINJALAKUDA  
UNIVERSITY OF CALICUT**

**MARCH 2024**



**CHRIST COLLEGE (AUTONOMOUS), IRINJALAKUDA**

**CALICUT UNIVERSITY**



**DEPARTMENT OF COMMERCE**

**CERTIFICATE**

This is to certify that the project report entitled **“A Study on consumer preference on cosmetics among female students with special reference to CHRIST COLLEGE (AUTONOMOUS) IRIJALAKUDA”** is a bonafide record of project done by **ASEEL MOHAMED KS**, Reg. No. CCAVBCM098, under my guidance and supervision in partial fulfilment of the requirement for the award of the degree of **BACHELOR OF COMMERCE** and it has not previously formed the basis for any Degree, Diploma and Associateship or Fellowship.

**Assoc.Prof. K.J. Joseph**

**Co-ordinator**

**Ms. SIJI CL**

**Project Guide**



## DECLARATION

I, ASEEL MOHAMED KS, hereby declare that the project work entitled "A STUDY ON CONSUMER PREFERENCE ON COSMETICS AMONG FEMALE STUDENTS WITH SPECIAL REFERENCE TO CHRIST COLLEGE (AUTONOMOUS), IRINJALAKUDA" is a record of independent and bonafide project work carried out by me under the supervision and guidance of Ms.SIJI CL , Asst. Professor, Department of Commerce, Christ College (Autonomous), Irinjalakuda.

The information and data given in the report is authentic to the best of my knowledge. The report has not been previously submitted for the award of any Degree, Diploma, Associateship or other similar title of any other university or institute.

Place: Irinjalakuda

Date: 23.02.2024



ASEEL MOHAMED KS

CCAVBCM098

## **ACKNOWLEDGEMENT**

I would like to take the opportunity to express my sincere gratitude to all people who have helped me with sound advice and able guidance.

Above all, I express my eternal gratitude to the Lord Almighty under whose divine guidance; I have been able to complete this work successfully.

I would like to express my sincere obligation to Rev. Dr. Jolly Andrews CMI our Principal, for providing various facilities.

I am thankful to Asso.Prof. K.J. Joseph, Co-ordinator of the Department, for providing proper help and encouragement in the preparation of this report.

I am thankful to my class teacher, Ms. Sreelakshmi K, Asst. Professor, for providing proper help and encouragement in the preparation of this report.

I express my sincere gratitude to Ms. Siji. CL, Asst. Professor, whose guidance and support throughout the training period helped me to complete this work successfully.

I would like to express my preferred gratitude to all the faculties of the department for their interest and cooperation in this regard.

I extend my hearty gratitude to the librarian and other library staffs of my college for their wholehearted cooperation.

I express my sincere thanks to my friends and family for their support in completing this report successfully.

**Place: Irinjalakuda**

**ASEEL MOHAMED KS**

**Date: 23.02.2024**

## TABLES OF CONTENTS

SL.NO	CONTENTS	PAGE NO
	LIST OF TABLES	
CHAPTER I	INTRODUCTION	1-5
CHAPTER II	REVIEW OF LITERATURE	6-10
CHAPTER III	THEORETICAL FRAMEWORK	11-13
CHAPTER IV	DATA ANALYSIS AND INTERPRETATION	14-34
CHAPTER V	FINDINGS, SUGGESTIONS & CONCLUSION	35-38
	BIBLIOGRAPHY	
	ANNEXURE	



## LIST OF TABLES

TABLE NO	TITLE	PAGE NO:
4.1.	Table showing age wise classification of respondents	14
4.2	Table showing the use of cosmetics	15
4.3	Table showing how often do you buy cosmetic products	16
4.4	Table showing what do you look for specially in cosmetic products	17
4.5	Table showing monthly expenses spend for cosmetics	18
4.6	Table showing type of cosmetic products prefers to purchase	19
4.7	Table showing preference of various brand	20
4.8	Table showing mostly used cosmetic products	21
4.9	Table showing from which place you prefer to buy cosmetics product.	22

4.10	Table showing source of information about cosmetic brand	23
4.11	Table showing satisfaction with these products	24
4.12	Table showing how long you have been using cosmetic products	25
4.13	Table showing does celebrity endorsement influence you to buy any cosmetic product	26
4.14	Table showing what motivates your purchasing process in terms of cosmetics	27
4.15	Table showing according to you what kind of advertisement has long lasting impact in terms of cosmetics	28
4.16	Table showing whether you collect information before purchasing cosmetic products	29
4.17	Table showing do you think expensive cosmetic product are better than cheaper products	30
4.18	Table showing how frequently you purchase the cosmetic products	31
4.19	Table showing do quality advertisements change your perception about the products	32
4.20	Table showing what images do cosmetic users project to you	33
4.21	Table showing do you like smell in your cosmetic products	34

## LIST OF GRAPHS

TABLE NO	TITLE	PAGE NO:
4.1	Graph showing age wise classification of respondents	14
4.2	Graph showing the use of cosmetics	15
4.3	Graph showing how often do you buy cosmetic products	16
4.4	Graph showing what do you look for specially in cosmetic products	17
4.5	Graph showing monthly expenses spend for cosmetics	18
4.6	Graph showing type of cosmetic products prefers to purchase	19
4.7	Graph showing preference of various brand	20
4.8	Graph showing mostly used cosmetic products	21

4.9	Graph showing from which place you prefer to buy cosmetics product.	22
4.10	Graph showing source of information about cosmetic brand	23
4.11	Graph showing satisfaction with these products	24
4.12	Graph showing how long you have been using cosmetic products	25
4.13	Graph showing does celebrity endorsement influence you to buy any cosmetic product	26
4.14	Graph showing what motivates your purchasing process in terms of cosmetics	27
4.15	Graph showing according to you what kind of advertisement has long lasting impact in terms of cosmetics	28
4.16	Graph showing whether you collect information before purchasing cosmetic products	29
4.17	Graph showing do you think expensive cosmetic product are better than cheaper products	30



4.18	Graph showing how frequently you purchase the cosmetic products	31
4.19	Graph showing do quality advertisements change your perception about the products	32
4.20	Graph showing what images do cosmetic users project to you	33
4.21	Graph showing do you like smell in your cosmetic products	34

**“EDUCATIONAL EVOLUTION: ONLINE LEARNING  
APPS REVOLUTIONIZING TRADITIONAL TUITION  
CLASSES AMONG SCHOOL STUDENTS”**

Project Report submitted to

**CHRIST COLLEGE (AUTONOMOUS) IRINJALAKUDA**

*In partial fulfilment of the requirement for the award of the degree of*

**BACHELOR OF COMMERCE**

Submitted by,

**ASHLIN K V**

**(CCAVBCM099)**

Under the supervision of

**Ms. REEJA SUSAN ROLY**



**DEPARTMENT OF COMMERCE**

**CHRIST COLLEGE (AUTONOMOUS),**

**IRINJALAKUDA UNIVERSITY OF CALICUT**

**MARCH 2024**



**DEPARTMENT OF COMMERCE**

**CERTIFICATE**

This is to certify that the project report entitled **“EDUCATIONAL EVOLUTION: ONLINE LEARNING APPS REVOLUTIONIZING TRADITIONAL TUITION CLASSES AMONG SCHOOL STUDENTS.”** is a bonafide record of project done by **ASHLIN KV**, Reg. No. **CCAVBCM099**, under my guidance and supervision in partial fulfilment of the requirement for the award of the degree of **BACHELOR OF COMMERCE** and it has not previously formed the basis for any Degree, Diploma and Associateship or Fellowship.

**Associate Prof. K.J. Joseph**  
**Coordinator**

**Ms. Reeja Susan Roly**  
**Project Guide**



## **DECLARATION**

**I, ASHLIN K V, hereby declare that the project work entitled “EDUCATIONAL EVOLUTION: REVOLUTINIZING TRADITIONAL TUITION CLASSES AMONG SCHOOL STUDENTS” is a record of independent and bonafide project work carried out by me under the supervision and guidance of Ms. Reeja Susan Roly, Asst. Professor, Department of Commerce, Christ College (Autonomous), Irinjalakuda.**

**The information and data given in the report is authentic to the best of my knowledge. The report has not been previously submitted for the award of any Degree, Diploma, Associateship or other similar title of any other university or institute.**

**Place: Irinjalakuda**

**Date: 23/02/2024**



**ASHLIN K V**

**CCAVBCM099**



## **ACKNOWLEDGEMENT**

I would like to take the opportunity to express my sincere gratitude to all people who have helped me with sound advice and able guidance.

Above all, I express my eternal gratitude to the Lord Almighty under whose divine guidance; I have been able to complete this work successfully.

I would like to express my sincere obligation to Rev. Dr. Jolly Andrews CMI our Principal, for providing various facilities.

I am thankful to Asso.Prof. K.J. Joseph, Co-ordinator of the Department, for providing proper help and encouragement in the preparation of this report.

I am thankful to my class teacher, Ms. Sreelakshmi, Asst. Professor, for providing proper help and encouragement in the preparation of this report.

I express my sincere gratitude to Ms. Reeja Susan Roly, Asst. Professor, whose guidance and support throughout the training period helped me to complete this work successfully.

I would like to express my preferred gratitude to all the faculties of the department for their interest and cooperation in this regard.

I extend my hearty gratitude to the librarian and other library staffs of my college for their wholehearted cooperation.

I express my sincere thanks to my friends and family for their support in completing this report successfully.

**Place: Irinjalakuda**

**ASHLIN K V**

**Date: 23/02/2024**

## TABLE OF CONTENTS

SL.NO	CONTENTS	PAGE NO
	LIST OF TABLES	
	LIST OF FIGURES	
CHAPTER I	INTRODUCTION	1-4
CHAPTER II	REVIEW OF LITERATURE	5-6
CHAPTER III	THEORETICAL FRAMEWORK	7-10
CHAPTER IV	DATA ANALYSIS AND INTERPRETATION	11-26
CHAPTER V	FINDINGS, SUGGESTIONS & CONCLUSION	27-30
	BIBLIOGRAPHY	
	ANNEXURE	

## LIST OF TABLES

TABLE NO	TITLE	PAGE NO:
4.1	Showing the students currently attending online learning apps and traditional tuition classes	11
4.2	Showing the students who have used the online platform at least once	12
4.3	Showing the students using various online learning apps	13
4.4	Showing the student's satisfaction on the effectiveness of online learning apps	14
4.5	Showing that online learning apps will take over traditional tuition classes or not	15
4.6	Showing learning via online is difficult or not	16
4.7	Showing which learning method is more flexible	17
4.8	Showing the students who have faced challenges while using online learning apps	18
4.9	Showing the most common challenges faced by respondents	19

<b>4.10</b>	Showing the features of online learning apps that have drawn the respondents to the platform	<b>20</b>
<b>4.11</b>	Showing the respondents that prefer traditional tuitions over online learning	<b>21</b>
<b>4.12</b>	Showing the subjects that the respondents preferred traditional tuition over online learning	<b>22</b>
<b>4.13</b>	Showing whether online learning apps lack any feature than traditional tuition classes	<b>23</b>
<b>4.14</b>	Showing the most common lacking feature of online learning apps than in traditional tuition classes	<b>24</b>
<b>4.15</b>	Showing the level of student teacher interaction in the online learning apps	<b>25</b>
<b>4.16</b>	Showing the overall satisfaction of the respondents	<b>26</b>



## LIST OF FIGURES

FIGURE NO:	TITLE	PAGE NO:
4.1	Showing the students currently attending online learning apps and traditional tuition classes.	11
4.2	Showing the students who have used the online platform at least once.	12
4.3	Showing the students using various online learning apps.	13
4.4	Showing the student's satisfaction on the effectiveness of online learning apps.	14
4.5	Showing that online learning app will take over traditional tuition classes or not.	15
4.6	Showing learning via online is difficult or not.	16
4.7	Showing which learning method is more flexible.	17

<b>4.8</b>	Showing the students who have faced challenges while using online learning apps.	<b>18</b>
<b>4.9</b>	Showing the most common challenges faced by respondents.	<b>19</b>
<b>4.10</b>	Showing features of online learning apps that have drawn respondents to the learning platform.	<b>20</b>
<b>4.11</b>	Showing the respondents that who prefer traditional tuitions over online learning	<b>21</b>
<b>4.12</b>	Showing the subjects that the respondents preferred traditional tuition over online learning apps	<b>22</b>
<b>4.13</b>	Showing whether online learning apps lack any feature than in traditional tuition classes	<b>23</b>
<b>4.14</b>	Showing the most common lacking feature of online learning apps than in traditional tuition classes	<b>24</b>
<b>4.15</b>	Showing level of student teacher interaction in the online learning apps.	<b>25</b>
<b>4.16</b>	Showing the overall satisfaction of the respondents	<b>26</b>

**"A COMPARITIVE STUDY AMONG ANDROID AND  
iPHONE USERS"**

Project Report submitted to

**CHRIST COLLEGE (AUTONOMOUS), IRINJALAKUDA**

*In partial fulfillment of the requirement for the award of the degree of*

**BACHELOR OF COMMERCE**

Submitted by:

**ATHIRA PRADEEP**

**(CCAVBCM100)**

Under the supervision of

**Ms.REVATHY KRISHNAKUMAR**



**DEPARTMENT OF COMMERCE**

**CHRIST COLLEGE (AUTONOMOUS), IRINJALAKUDA**

**UNIVERSITY OF CALICUT**

**MARCH 2024**



**CHRIST COLLEGE (AUTONOMOUS), IRINJALAKUDA**

**CALICUT UNIVERSITY**



**DEPARTMENT OF COMMERCE CERTIFICATE**

This is to certify that the project report entitled "**A COMPARITIVE STUDY AMONG ANDROID AND iPHONE USERS**" is a bonafide record of the project done by **ATHIRA PRADEEP**, Reg.No: CCAVBCM100 under my guidance and supervision in partial fulfilment of the requirement for the award of the degree of **BACHELOR OF COMMERCE** and, has not previously formed the basis for any Degree, Diploma, Associateship, or Fellowship.

**Prof. KJ JOSEPH**

**Co-ordinator**

**Ms REVATHY KRISHNAKUMAR**

**Project guide**





## **DECLARATION**

I **ATHIRA PRADEEP** hereby declare that the project work entitled "**A COMPARITIVE STUDY AMONG ANDROID AND iPHONE USERS**" is a record of independent and bonafide project work carried out by us under the supervision and guidance of Ms REVATHY, assistant professor, Department of commerce, Christ College, Irinjalakuda.

The information and data given in the report is authentic to the best of my knowledge. The report has not been previously submitted for the award of any Degree, Diploma, Associateship or other similar title of any other university or Institute.

**Place: Irinjalakuda**

**Date: 23-02-2024**



**ATHIRA PRADEEP**

**CCAVBCM100**

## ACKNOWLEDGEMENT

I would like to take the opportunity to express my sincere gratitude to all people who have helped me with sound advice and able guidance.

Above all, I express my eternal gratitude to the Lord Almighty under whose divine guidance; I have been able to complete this work successfully.

I would like to express my sincere obligation to Rev. Dr. Jolly Andrews CMI our Principal, for providing various facilities.

I am thankful to Asso.Prof. K.J. Joseph, Co-ordinator of the Department, for providing proper help and encouragement in the preparation of this report.

I am thankful to my class teacher, Ms. Sreelakshmi K, Asst. Professor, for providing proper help and encouragement in the preparation of this report.

I express my sincere gratitude to Ms. Revathy krishnakumar, Asst. Professor, whose guidance and support throughout the training period helped me to complete this work successfully.

I would like to express my preferred gratitude to all the faculties of the department for their interest and cooperation in this regard.

I extend my hearty gratitude to the librarian and other library staffs of my college for their wholehearted cooperation.

I express my sincere thanks to my friends and family for their support in completing this report successfully.

**Place:** Irinjalakuda

**ATHIRA PRADEEP**

**Date:** 23-2-24.



## TABLE OF CONTENTS

Sl.NO	CONTENTS	PAGE NO
	LIST OF TABLES	
CHAPTER I	INTRODUCTION	1-4
CHAPTER II	REVIEW OF LITERATURE	5-6
CHAPTER III	THEORETICAL FRAMEWORK	7-13
CHAPTER IIII	DATA ANALYSIS AND INTERPRETATION	14-34
CHAPTER V	FINDINGS, SUGGESTIONS, AND CONCLUSIONS	35-37
	BIBLOGRAPHY	38
	ANNEXURE	

## LIST OF TABLES

TABLE NO	TITLE	PAGE NO
4.1	Table showing classification of respondents on basis of age	14
4.2	Table showing classification of respondents on basis of gender	15
4.3	Table showing satisfaction level among android and iPhone users	16
4.4	Table showing classification of respondents on basis of ease of use	17
4.5	Table showing classification of respondents of system being intuitive	18
4.6	Table showing classification of respondents on basis of suggestions made	19
4.7	Table showing classification of respondents on basis of specific features lacking in their system	20
4.8	Table showing classification of respondents on basis of satisfaction level with availability of apps in their system	21
4.9	Table showing classification of respondents on basis of any lacking apps in their system	22
4.10	Table showing classification of respondents on basis of satisfaction level on updates and supports provided by their system	23
4.11	Table showing classification of respondents on basis of importance of customisation	24



4.12	Table showing classification on basis of customisation needed	25
4.13	Table showing classification of respondents on basis of speed and overall performance of system	26
4.14	Table showing classification of respondents on basis of recommending their system	27
4.15	Table showing classification of respondents on basis recommendations or improvements needed	28
4.16	Table showing classification of respondents on basis of biometric authentication	29
4.17	Table showing classification of respondents on basis of installing security updates	30
4.18	Table showing classification of respondents on challenges or concern	31
4.19	Table showing classification of respondents on basis of performance while using apps	32
4.20	Table showing classification of respondents on basis of satisfaction level of their voice assistant	33
4.21	Table showing classification of respondents on device compatible to all third party accessories	34

## LIST OF GRAPHS

TABLE NO	TITLE	PAGE NO
4.1	Graph showing classification of respondents on basis of age	14
4.2	Graph showing classification of respondents on basis of gender	15
4.3	Graph showing satisfaction level among android and iPhone users	16
4.4	Graph showing classification of respondents on basis of ease of use	17
4.5	Graph showing classification of respondents of system being intuitive	18
4.6	Graph showing classification of respondents on basis of suggestions made	19
4.7	Graph showing classification of respondents on basis of specific features lacking in their system	20
4.8	Graph showing classification of respondents on basis of satisfaction level with availability of apps in their system	21
4.9	Graph showing classification of respondents on basis of any lacking apps in their system	22
4.10	Graph showing classification of respondents on basis of satisfaction level on updates and supports provided by their system	23
4.11	Graph showing classification of respondents on the basis os importance of customization	24
4.12	Graph showing classification on basis of customisation needed	25



4.13	Graph showing classification of respondents on basis of speed and overall performance of system	26
4.14	Graph showing classification of respondents on basis of recommending their system	27
4.15	Graph showing classification of respondents on basis recommendations or improvements needed	28
4.16	Graph showing classification of respondents on basis of biometric authentication	29
4.17	Graph showing classification of respondents on basis of installing security updates	30
4.18	Graph showing classification of respondents on challenges or concern	31
4.19	Graph showing classification of respondents on basis of performance while using apps	32
4.20	Graph showing classification of respondents on basis of satisfaction level of their voice assistant	33
4.21	Graph showing classification of respondents on device compatible to all third party accessories	34

**“A STUDY ON THE USE OF OTT PLATFORMS  
AMONG YOUNGSTERS”**

Project Report submitted to

**CHRIST COLLEGE (AUTONOMOUS) IRINJALAKUDA**

*Inpartial fulfillment of the requirement for the award of the degree of*

**BACHELOR OF COMMERCE**

Submitted by

**AYANA VARGHESE**

**(CCAVBCM101)**

Under the supervision of

**Mr. K J JOSEPH**



**DEPARTMENT OF COMMERCE**

**CHRIST COLLEGE (AUTONOMOUS), IRINJALAKUDA**

**UNIVERSITY OF CALICUT**

**MARCH 2024**




**CHRIST COLLEGE (AUTONOMOUS), IRINJALAKUDA**


**CALICUT UNIVERSITY**



**DEPARTMENT OF COMMERCE**  
**CERTIFICATE**

This is to certify that the project report entitled **“A Study on the use of OTT platforms among youngsters”** is a bonafide record of project done by **AYANA VARGHESE**, Reg.No. CCAVBCM101, under my guidance and supervision in partial fulfilment of the requirement for the award of the degree of **BACHELOR OF COMMERCE** and it has not previously formed the basis for any Degree, Diploma and Associateship or Fellowship.

  
**Assoc.Prof.K.J.Joseph**  
**Co-ordinator**

  
**Mr. K.J. Joseph**  
**Project Guide**



## **DECLARATION**

I, **AYANA VARGHESE**, here by declare that the project work entitled "**A STUDY ON THE USE OF OTT PLATFORMS AMONG YOUNGSTERS**" is a record of independent and bonafide project work carried out by me under the supervision and guidance of Mr. K J Joseph, Asso. Professor, Department of Commerce, Christ College (Autonomous), Irinjalakuda.

The information and data given in the report is authentic to the best of my knowledge. The report has not been previously submitted for the award of any Degree, Diploma, Associateship or other similar title of any other university or institute.

**Place: Irinjalakuda**

**Date: 23.02.2024**



**AYANA VARGHESE**

**CCAVBCM101**

## ACKNOWLEDGEMENT

I would like to take the opportunity to express my sincere gratitude to all people who have helped me with sound advice and able guidance.

Above all, I express my eternal gratitude to the Lord Almighty under whose divine guidance; I have been able to complete this work successfully.

I would like to express my sincere obligation to Rev. Dr. Jolly Andrews CMI our Principal, for providing various facilities.

I am thankful to Asso. Prof. K.J. Joseph, Co-ordinator of the Department, for providing proper help and encouragement in the preparation of this report.

I am thankful to my class teacher, Mr. K J Joseph, Asso. Professor, for providing proper help and encouragement in the preparation of this report.

I express my sincere gratitude to Ms. K Sreelakshmi, Asst. Professor, whose guidance and support throughout the training period helped me to complete this work successfully.

I would like to express my sincere gratitude to all the faculties of the department for their interest and cooperation in this regard.

I extend my hearty gratitude to the Librarian and other library staffs of my college for their wholehearted cooperation.

I express my sincere thanks to my friends and family for their support in completing this report successfully.



**Place: Irinjalakuda**

**AYANA VARGHESE**

**Date: 23.02.2024**

## TABLES OF CONTENTS

SL.NO	CONTENTS	PAGE NO
	LIST OF TABLES	
	LIST OF GRAPHS	
CHAPTER I	INTRODUCTION	1-4
CHAPTER II	REVIEW OF LITERATURE	5-12
CHAPTER III	THEORETICAL FRAMEWORK	13-14
CHAPTER IV	DATA ANALYSIS AND INTERPRETATION	15-34
CHAPTER V	FINDINGS, SUGGESTIONS & CONCLUSION	35-38
	BIBLIOGRAPHY	
	ANNEXURE	



## LIST OF TABLES

TABLE NO	TITLE	PAGE NO:
4.1	Table showing recently subscribed OTT platforms of the respondents	15
4.2	Table showing respondents enjoy the content they watch on OTT	16
4.3	Table showing how often do the respondents watch contents in OTT platforms in a month	17
4.4	Table showing the respondents lend out their subscription of OTT platform to others	18
4.5	Table showing satisfaction of the respondents with the contents offered by the OTT platforms	19
4.6	Table Showing have the respondents ever cancelled their subscription from any OTT platforms	20
4.7	Table Showing the respondents watch OTT platforms to view live sports events	21
4.8	Table Showing OTT platforms that are most familiar to the respondents.	22
4.9	Table Showing whether the respondents faced technological difficulties while using OTT platform	23
4.10	Table Showing whether the respondents read all the privacy and security guidelines of the OTT platforms.	24

<b>TABLE NO</b>	<b>TITLE</b>	<b>PAGE NO:</b>
<b>4.11.</b>	Table showing the respondents watch dubbed or utilize subtitles while watching the content on OTT platforms other than their mother tongue	<b>25</b>
<b>4.12</b>	Table showing how much do the respondents agree or disagree that watching OTT platforms is more affordable than watching cable TV	<b>26</b>
<b>4.13</b>	Table showing the respondents use OTT platforms to follow some content creators	<b>27</b>
<b>4.14</b>	Table showing how the respondents viewing of OTT platform changed the amount of watching cable TV	<b>28</b>
<b>4.15</b>	Table showing the respondents watch contents offline in OTT platforms	<b>29</b>
<b>4.16</b>	Table Showing the respondents consider the availability of exclusive release to be significant when selecting OTT platforms	<b>30</b>
<b>4.17</b>	Table Showing the respondents watch all the suggested contents prescribed by the OTT platforms	<b>31</b>
<b>4.18</b>	Table showing does the respondents seek recommendations for watching available in OTT platforms	<b>32</b>
<b>4.19</b>	Table showing the type of content does the respondents watch on OTT platforms	<b>33</b>
<b>4.20</b>	Table showing the respondents' thought about the impact of OTT platforms among youngsters	<b>34</b>

### LIST OF GRAPHS

TABLE NO	TITLE	PAGE NO:
4.1	Graph showing recently subscribed OTT platforms of the respondents	15
4.2	Graph showing respondents enjoy the content they watch on OTT	16
4.3	Graph showing how often do the respondents watch contents in OTT platforms in a month	17
4.4	Graph showing the respondents lend out their subscription of OTT platform to others	18
4.5	Graph showing satisfaction of the respondents with the contents offered by the OTT platforms	19
4.6	Graph Showing have the respondents ever cancelled their subscription from any OTT platforms	20
4.7	Graph Showing the respondents watch OTT platforms to view live sports events	21
4.8	Graph Showing OTT platforms that are most familiar to the respondents.	22
4.9	Graph Showing whether the respondents faced technological difficulties while using OTT platform	23
4.10	Graph Showing whether the respondents read all the privacy and security guidelines of the OTT platforms.	24



<b>TABLE NO</b>	<b>TITLE</b>	<b>PAGE NO:</b>
<b>4.11.</b>	Graph showing the respondents watch dubbed or utilize subtitles while watching the content on OTT platforms other than their mother tongue	<b>25</b>
<b>4.12</b>	Graph showing how much do the respondents agree or disagree that watching OTT platforms is more affordable than watching cable TV	<b>26</b>
<b>4.13</b>	Graph showing the respondents use OTT platforms to follow some content creators	<b>27</b>
<b>4.14</b>	Graph showing how the respondents viewing of OTT platform changed the amount of watching cable TV	<b>28</b>
<b>4.15</b>	Graph showing the respondents watch contents offline in OTT platforms	<b>29</b>
<b>4.16</b>	Graph Showing the respondents consider the availability of exclusive release to be significant when selecting OTT platforms	<b>30</b>
<b>4.17</b>	Graph Showing the respondents watch all the suggested contents prescribed by the OTT platforms	<b>31</b>
<b>4.18</b>	Graph showing does the respondents seek recommendations for watching available in OTT platforms	<b>32</b>
<b>4.19</b>	Graph showing the type of content does the respondents watch on OTT platforms	<b>33</b>
<b>4.20</b>	Graph showing the respondents' thought about the impact of OTT platforms among youngsters	<b>34</b>



**“A STUDY ON ANALYSIS OF DEPOSIT SCHEMES OF CO-  
OPERATIVE BANK WITH SPECIAL REFERENCE TO THAZHEKAD  
SERVICE CO-OPERATIVE BANK”**

Project Report submitted to

**CHRIST COLLEGE (AUTONOMOUS) IRINJALAKUDA**

*In partial fulfilment of the requirement for the award of the degree of*

**BACHELOR OF COMMERCE**

Submitted by

**THOMAS PAUL**

**(CCAVBCM131)**

Under the supervision of

**Ms. SHINY A O**



**DEPARTMENT OF COMMERCE**

**CHRIST COLLEGE (AUTONOMOUS), IRINJALAKUDA**

**UNIVERSITY OF CALICUT**

**MARCH 2024**

**CHRIST COLLEGE (AUTONOMOUS), IRINJALAKUDA**

**CALICUT UNIVERSITY**



**DEPARTMENT OF COMMERCE**

**CERTIFICATE**

This is to certify that the project report entitled **“A Study on analysis of deposit schemes of co-operative bank with special reference to Thazhekad Service Co-operative Bank”** is a bonafide record of project done by **THOMAS PAUL** Reg. No. CCAVBCM131, under my guidance and supervision in partial fulfilment of the requirement for the award of the degree of **BACHELOR OF COMMERCE** and it has not previously formed the basis for any Degree, Diploma and Associateship or Fellowship.

**Assoc.Prof. K.J. Joseph**  
**Co-ordinator**

**Ms. SHINY A O**  
**Project Guide**

## DECLARATION

I, **THOMAS PAUL**, hereby declare that the project work entitled "**A STUDY ON ANALYSIS OF DEPOSIT SCHEMES OF CO-OPERATIVE BANK WITH SPECIAL REFERENCE TO THAZHEKAD SERVICE CO-OPERATIVE BANK**" is a record of independent and bonafide project work carried out by me under the supervision and guidance of Ms.Shiny A O, Asst. Professor, Department of Commerce, Christ College (Autonomous), Irinjalakuda.

The information and data given in the report is authentic to the best of my knowledge. The report has not been previously submitted for the award of any Degree, Diploma, Associate ship or other similar title of any other university or institute.

**Place:** Irinjalakuda

**Date:** 23/02/2024



**THOMAS PAUL**

**CCAVBCM131**

## **ACKNOWLEDGEMENT**

I would like to take the opportunity to express my sincere gratitude to all people who have helped me with sound advice and able guidance.

Above all, I express my eternal gratitude to the Lord Almighty under whose divine guidance; I have been able to complete this work successfully.

I would like to express my sincere obligation to Rev. Dr. Jolly Andrews CMI our Principal, for providing various facilities.

I am thankful to Asso.Prof. K.J. Joseph, Co-ordinator of the Department, for providing proper help and encouragement in the preparation of this report.

I am thankful to my class teacher, Ms. Sreelakshmi K, Asst. Professor, for providing proper help and encouragement in the preparation of this report.

I express my sincere gratitude to Ms. Shiny A O, Asst. Professor, whose guidance and support throughout the training period helped me to complete this work successfully.

I would like to express my preferred gratitude to all the faculties of the department for their interest and cooperation in this regard.

I extend my hearty gratitude to the librarian and other library staffs of my college for their wholehearted cooperation.

I express my sincere thanks to my friends and family for their support in completing this report successfully.

**Place: Irinjalakuda**

**THOMAS PAUL**

**Date:**



## TABLES OF CONTENTS

SL.NO	CONTENTS	PAGE NO
	LIST OF TABLES	
CHAPTER I	INTRODUCTION	1-4
CHAPTER II	REVIEW OF LITERATURE	5-7
CHAPTER III	THEORETICAL FRAMEWORK	8-14
CHAPTER IV	DATA ANALYSIS AND INTERPRETATION	15-27
CHAPTER V	FINDINGS, SUGGESTIONS & CONCLUSION	28-31
	BIBLIOGRAPHY	
	ANNEXURE	

### LIST OF TABLES

TABLE NO	TITLE	PAGE NO:
4.1.	Table showing percentage of interest rate of deposits for various periods	15
4.2	Table showing net profit/loss for the last 5 years	16
4.3	Table showing fixed deposit for the last 5 years	17
4.4	Table showing cumulative deposit for the last 5 years	18
4.5	Table showing saving deposit for the last 5 years	19
4.6	Table Showing thrift deposit for the last 5 years	20
4.7	Table Showing dhanavardhini deposit for the last 5 years	21
4.8	Table Showing special deposit scheme for the last 5 years	22
4.9	Table Showing recurring deposit for the last 5 years	23
4.10	Table Showing daily deposit for the last 5 years	24
4.11	Table showing special saving deposit for the last 5 years	25
4.12	Table showing staff recurring deposit for the last 5 years	26
4.13	Table showing total deposit for the last 5 years	27

### LIST OF GRAPHS

TABLE NO	TITLE	PAGE NO:
4.1.	Graph showing percentage of deposits for various periods	15
4.2	Graph showing net profit/loss for the last 5 years	16
4.3	Graph showing fixed deposit for the last 5 years	17
4.4	Graph showing cumulative deposit for the last 5 years	18
4.5	Graph showing Saving deposit for the last 5 years	19
4.6	Graph Showing Thrift deposit for the last 5 years	20
4.7	Graph Showing Dhanavardhini deposit for the last 5 years	21
4.8	Graph showing Special deposit scheme for the last 5 years	22
4.9	Graph showing Recurring deposit for the last 5 years	23
4.10	Graph showing daily deposit for the last 5 years	24
4.11	Graph showing Special saving deposit for the last 5 years	25
4.12	Graph showing Staff recurring deposit for the last 5 years	26
4.13	Graph showing Total deposit for the last 5 years	27

**"A STUDY ON FINANCIAL PERFORMANCE OF  
INFOSYS LTD"**

Project Report submitted to

**CHRIST COLLEGE (AUTONOMOUS) IRINJALAKUDA**

*In partial fulfilment of the requirement for the award of the degree of*

**BACHELOR OF COMMERCE**

Submitted by

**VISHNU  
JAYANMOHAN**

**(CCAVBCM132)**

Under the supervision of

**Assoc.Prof. K.J. Joseph**



**DEPARTMENT OF COMMERCE**

**CHRIST COLLEGE (AUTONOMOUS), IRINJALAKUDA**

**UNIVERSITY OF CALICUT**

**MARCH 2024**



**CHRIST COLLEGE (AUTONOMOUS), IRINJALAKUDA**

**CALICUT UNIVERSITY**



**DEPARTMENT OF COMMERCE**  
**CERTIFICATE**

This is to certify that the project report entitled “**A Study on Financial Performance of Infosys Ltd**” is a bonafide record of project done by **VISHNU JAYANMOHAN**, Reg. No. CCAVBCM132, under my guidance and supervision in partial fulfilment of the requirement for the award of the degree of **BACHELOR OF COMMERCE** and it has not previously formed the basis for any Degree, Diploma and Associateship or Fellowship.

*Joseph*

**Assoc.Prof. K.J. Joseph**  
**Co-ordinator**

*Joseph*

**Assoc.Prof. K.J. Joseph**  
**Project Guide**



*[Handwritten signature]*

## **DECLARATION**

I, **VISHNU JAYANMOHAN**, hereby declare that the project work entitled "**A STUDY ON FINANCIAL PERFORMANCE OF INFOSYS LTD**" is a record of independent and bonafide project work carried out by me under the supervision and guidance of, Assoc.Prof. K.J. Joseph, Department of Commerce, Christ College (Autonomous), Irinjalakuda.

The information and data given in the report is authentic to the best of my knowledge. The report has not been previously submitted for the award of any Degree, Diploma, Associateship or other similar title of any other university or institute.

**Place: Irinjalakuda**

**Date: 23-02-2024**



**VISHNU JAYANMOHAN**

**CCAVBCM132**

## ACKNOWLEDGEMENT

I would like to take the opportunity to express my sincere gratitude to all people who have helped me with sound advice and able guidance.

Above all, I express my eternal gratitude to the Lord Almighty under whose divine guidance; I have been able to complete this work successfully.

I would like to express my sincere obligation to Rev. Dr. Jolly Andrews CMI our Principal, for providing various facilities.

I am thankful to Assoc.Prof. K.J. Joseph, Co-ordinator of the Department, for providing proper help and encouragement in the preparation of this report.

I am thankful to my class teacher, Ms. SreeLakshmi K, Asst. Professor, for providing proper help and encouragement in the preparation of this report.

I express my sincere gratitude to Assoc.Prof. K.J. Joseph, whose guidance and support throughout the training period helped me to complete this work successfully.

I would like to express my sincere gratitude to all the faculties of the department for their interest and cooperation in this regard.

I extend my hearty gratitude to the Librarian and other library staffs of my college for their wholehearted cooperation.

I express my sincere thanks to my friends and family for their support in completing this report successfully.

Place: Irinjalakuda

VISHNU JAYANMOHAN

Date: 23-02-2024

## TABLES OF CONTENTS

SL.NO	CONTENTS	PAGE NO
	LIST OF TABLES	
	LIST OF GRAPHS	
CHAPTER I	INTRODUCTION	1-4
CHAPTER II	REVIEW OF LITERATURE	5-7
CHAPTER III	THEORETICAL FRAMEWORK	8-12
CHAPTER IV	DATA ANALYSIS AND INTERPRETATION	13-38
CHAPTER V	FINDINGS, SUGGESTIONS & CONCLUSION	39-41
	BIBLIOGRAPHY	
	ANNEXURE	



## LIST OF TABLES

TABLE NO:	TITLE	PAGE NO:
4.1.1	Table showing current ratio	14
4.1.2	Table showing Quick Ratio	15
4.2.1	Table showing Debt-to-Equity Ratio	16
4.3.1	Table showing Net Profit Ratio	17
4.4.1	Table showing Asset Turnover Ratio	18
4.5.1	Table showing Comparative Balance sheet of Infosys Ltd for the year 2018-19	19-20
4.5.2	Table showing Comparative Balance sheet of Infosys Ltd for the year 2019-20	21-22
4.5.3	Table showing Comparative Balance sheet of Infosys Ltd for the year 2020-21	23-24
4.5.4	Table showing Comparative Balance sheet of Infosys Ltd for the year 2021-22	25-26
4.5.5	Table showing Comparative Balance sheet of Infosys Ltd for the year 2022-23	27-28
4.6.1	Table showing Comparative Profit & Loss of Infosys Ltd for the year 2018-2019	29-30
4.6.2	Table showing Comparative Profit & Loss of Infosys Ltd for the year 2019-2020	31-32

4.6.3	Table showing Comparative Profit & Loss of Infosys Ltd for the year 2020-2021	33-34
4.6.4	Table showing Comparative Profit & Loss of Infosys Ltd for the year 2021-2022	35-36
4.6.5	Table showing Comparative Profit & Loss of Infosys Ltd for the year 2022-2023	37-38

## LIST OF GRAPHS

TABLE NO	TITLE	PAGE NO:
4.1.1	Graph showing Current Ratio	14
4.1.2	Graph showing Quick Ratio	15
4.2.1	Graph showing Debt-to-Equity Ratio	16
4.3.1	Graph showing Net Profit Ratio	17
4.4.1	Graph showing Asset Turnover Ratio	18

**“A STUDY ON FINANCIAL INCLUSION AMONG  
WOMEN ENTREPRENEURS WITH SPECIAL  
REFERENCE TO KUDUMBASHREE UNITS”**

Project Report submitted to

**CHRIST COLLEGE (AUTONOMOUS) IRINJALAKUDA**

*In partial fulfilment of the requirement for the award of the degree of*

**BACHELOR OF COMMERCE**

Submitted by

**VISHNUDATHAN K**

**(CCAVBCM133)**

Under the supervision of

**Ms. SWATHY V CHANDRAN**



**DEPARTMENT OF COMMERCE**

**CHRIST COLLEGE (AUTONOMOUS),**

**IRINJALAKUDA UNIVERSITY OF CALICUT**

**MARCH 2024**



**CHRIST COLLEGE (AUTONOMOUS), IRINJALAKUDA**

**CALICUT UNIVERSITY**




**DEPARTMENT OF COMMERCE**

**CERTIFICATE**

This is to certify that the project report entitled "A STUDY ON FINANCIAL INCLUSION AMONG WOMEN ENTREPRENEURS WITH SPECIAL REFERENCE TO KUDUMBASHREE UNITS" is a bonafide record of project done by **VISHNUDATHAN K**, Reg. No. CCAVBCM133, under my guidance and supervision in partial fulfilment of the requirement for the award of the degree of BACHELOR OF COMMERCE and it has not previously formed the basis for any Degree, Diploma and Associateship or Fellowship.

**Assoc. Prof. K.J. JOSEPH**  
Co-Ordinator

**Ms. SWATHY V CHANDRAN**  
Project Guide



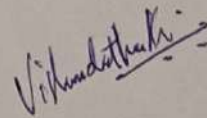
## DECLARATION

I, **VISHNUDATHAN K**, hereby declare that the project work entitled "**A STUDY ON FINANCIAL INCLUSION AMONG WOMEN ENTREPRENEURS WITH SPECIAL REFERENCE TO KUDUMBASHREE UNITS**" is a record of independent and bonafide project work carried out by me under the supervision and guidance of Ms. Swathy V Chandran, Asst. Professor, Department of Commerce, Christ College (Autonomous), Irinjalakuda.

The information and data given in the report is authentic to the best of my knowledge. The report has not been previously submitted for the award of any Degree, Diploma, Associateship or other similar title of any other university or institute.

**Place: Irinjalakuda**

**Date: 23/02/2024**



**VISHNUDATHAN K**

**CCAVBCM133**





## ACKNOWLEDGEMENT

I would like to take the opportunity to express my sincere gratitude to all people who have helped me with sound advice and able guidance.

Above all, I express my eternal gratitude to the Lord Almighty under whose divine guidance; I have been able to complete this work successfully.

I would like to express my sincere obligation to Rev. Dr. Jolly Andrews CMI our Principal, for providing various facilities.

I am thankful to Asso. Prof. K.J. Joseph, Co-Ordinator of the Department, for providing proper help and encouragement in the preparation of this report.

I am thankful to my class teacher, Ms. Sreelakshmi K, Asst. Professor, for providing proper help and encouragement in the preparation of this report.

I express my sincere gratitude to Ms. Swathy V Chandran, Asst. Professor, whose guidance and support throughout the training period helped me to complete this work successfully.

I would like to express my preferred gratitude to all the faculties of the department for their interest and cooperation in this regard.

I extend my hearty gratitude to the librarian and other library staffs of my college for their wholehearted cooperation.

I express my sincere thanks to my friends and family for their support in completing this report successfully.

**Place:** Irinjalakuda

**VISHNUDATHAN K**

**Date:** 23/02/2024

## TABLES OF CONTENTS

SL.NO	CONTENTS	PAGE NO
	LIST OF TABLES	
	LIST OF DIAGRAMS	
CHAPTER I	INTRODUCTION	1-6
CHAPTER II	REVIEW OF LITERATURE	7-10
CHAPTER III	THEORETICAL FRAMEWORK	11-21
CHAPTER IV	DATA ANALYSIS AND INTERPRETATION	22-45
CHAPTER V	FINDINGS, SUGGESTIONS & CONCLUSION	46-48
	BIBLIOGRAPHY	
	ANNEXURE	



### LIST OF TABLES

TABLE NO.	TITLE	PAGE NO.
4.1	Age of respondents	22
4.2	Marital Status	23
4.3	Number of Dependents	24
4.4	Educational Qualification	25
4.5	Type of Business	26
4.6	Years in Business	27
4.7	Annual Turnover	28
4.8	Table showing whether respondents have Bank Accounts	29
4.9	Table showing how often respondents use banking services	30
4.10	Table showing whether respondents use digital banking services or not	31
4.11	Table showing whether respondents have applied for a Bank Loan	32
4.12	Table showing whether respondents faced any challenges in the loan application process	33
4.13	Table showing major barriers to access credit	34
4.14	Table showing savings of respondents	35
4.15	Confidence of respondents in managing business finance	36

4.16	Table showing whether respondents have attended any financial literacy programmes	37
4.17	Table showing whether there are any community based financial support systems for the respondents	38
4.18	Table showing whether respondents are aware of any NGO support programmes for women entrepreneurs	39
4.19	Table showing whether there is a requirement of improvements in financial services for women entrepreneurs	40
4.20	Table showing whether respondents have any long-term financial goals for their business	41
4.21	Table showing sources of financial information	42
4.22	Table showing whether Kudumbashree brought a positive change in the life of respondents	43
4.23	Table showing Government Schemes availed by the respondents	44
4.24	Table showing satisfaction levels of the respondents	45



## LIST OF DIAGRAMS

<b>DIAGRAM NO.</b>	<b>TITLE</b>	<b>PAGE No.</b>
4.1	Age	22
4.2	Marital Status	23
4.3	Number of Dependents	24
4.4	Educational Qualification	25
4.5	Type of Business	26
4.6	Years in Business	27
4.7	Annual Turnover	28
4.8	Bank Accounts	29
4.9	how often respondents use banking services	30
4.10	Diagram showing whether respondents use digital banking services or not	31
4.11	Diagram showing whether respondents have applied for a Bank Loan	32
4.12	Diagram showing whether respondents faced any challenges in the loan application process	33
4.13	Diagram showing savings of respondents	35
4.14	Confidence of respondents in managing business finance	36
4.15	Diagram showing whether respondents have attended any financial literacy programmes	37
4.16	Diagram showing whether there are any community based financial support systems for the respondents	38

4.17	Diagram showing whether respondents are aware of any NGO support programmes for women entrepreneurs	39
4.18	Diagram showing whether there is a requirement of improvements in financial services for women entrepreneurs	40
4.19	Diagram showing whether respondents have any long-term financial goals for their business	41
4.20	Diagram showing sources of financial information	42
4.21	Diagram showing whether Kudumbashree brought a positive change in the life of respondents	43
4.22	Diagram showing Government Schemes availed by the respondents	44
4.23	Diagram showing satisfaction levels of the respondents	45



**"A STUDY ON ATTITUDE OF YOUNGSTERS  
TOWARDS ECOTOURISM"**

Project Report submitted to

**CHRIST COLLEGE (AUTONOMOUS) IRINJALAKUDA**

*In partial fulfilment of the requirement for the award of the degree of*

**BACHELOR OF COMMERCE**

Submitted by

**C P ADITHYAN**

**(CCAVBCM302)**

Under the supervision of

**Ms. SREELAKSHMI K**



**DEPARTMENT OF COMMERCE**

**CHRIST COLLEGE (AUTONOMOUS), IRINJALAKUDA**

**UNIVERSITY OF CALICUT**

**MARCH 2024**

**CHRIST COLLEGE (AUTONOMOUS), IRINJALAKUDA**

**CALICUT UNIVERSITY**



**DEPARTMENT OF COMMERCE**

**CERTIFICATE**

This is to certify that the project report entitled “**A Study on Attitude of Youngsters Towards Ecotourism**” is a bonafide record of project done by **C P ADITHYAN**, Reg. No. CCAVBCM302, under my guidance and supervision in partial fulfilment of the requirement for the award of the degree of **BACHELOR OF COMMERCE** and it has not previously formed the basis for any Degree, Diploma and Associateship or Fellowship.

**Assoc.Prof. K.J. Joseph**

**Co-ordinator**

**Ms. SREELAKSHMI K**

**Project Guide**



## DECLARATION

I, **C P ADITHYAN**, hereby declare that the project work entitled "**A STUDY ON ATTITUDE OF YOUNGSTERS TOWARDS ECOTOURISM**" is a record of independent and bonafide project work carried out by me under the supervision and guidance of Ms. Sreelakshmi K, Asst. Professor, Department of Commerce, Christ College (Autonomous), Irinjalakuda.

The information and data given in the report is authentic to the best of my knowledge. The report has not been previously submitted for the award of any Degree, Diploma, Associateship or other similar title of any other university or institute.

**Place:** Irinjalakuda

**Date:** 23/02/24

  
**C P ADITHYAN**

**CCAVBCM302**

## ACKNOWLEDGEMENT

I would like to take the opportunity to express my sincere gratitude to all people who have helped me with sound advice and able guidance.

Above all, I express my eternal gratitude to the Lord Almighty under whose divine guidance; I have been able to complete this work successfully.

I would like to express my sincere obligation to Rev. Dr. Jolly Andrews CMI our Principal, for providing various facilities.

I am thankful to Assoc. Prof. K.J. Joseph, Co-ordinator of the Department, for providing proper help and encouragement in the preparation of this report.

I am thankful to my class teacher, Ms. Sreelakshmi K, Asst. Professor, for providing proper help and encouragement in the preparation of this report.

I express my sincere gratitude to Ms. Sreelakshmi K, Asst. Professor, whose guidance and support throughout the training period helped me to complete this work successfully.

I would like to express my preferred gratitude to all the faculties of the department for their interest and cooperation in this regard.

I extend my hearty gratitude to the librarian and other library staffs of my college for their wholehearted cooperation.

I express my sincere thanks to my friends and family for their support in completing this report successfully.

Place: Irinjalakuda

C P ADITHYAN

Date: 23/2/24.



## TABLES OF CONTENTS

SL.NO	CONTENTS	PAGE NO
	LIST OF TABLES	
	LIST OF FIGURES	
CHAPTER I	INTRODUCTION	1-3
CHAPTER II	REVIEW OF LITERATURE	4-8
CHAPTER III	THEORETICAL FRAMEWORK	9-18
CHAPTER IV	DATA ANALYSIS AND INTERPRETATION	19-40
CHAPTER V	FINDINGS, SUGGESTIONS & CONCLUSION	41-44
	BIBLIOGRAPHY	
	ANNEXURE	

### LIST OF TABLES

TABLE NO	CONTENTS	PAGE NO:
4.1	Table showing gender wise classification	19
4.2	Table showing how familiar the youngsters are with the concept of ecotourism	20
4.3	Table showing frequency of participation of youngsters in ecotourism activities	21
4.4	Table showing whether youngsters faced challenges when trying to engage in ecotourism activities.	22
4.5	Table showing frequency of youngsters seeking out eco-friendly accommodations when planning a trip.	23
4.6	Table showing frequency of youngsters who believe ecotourism can contribute to the conservation of natural environment.	24
4.7	Table showing frequency of factors which influence youngsters interest in ecotourism.	25
4.8	Table showing frequency of youngsters that thinks raising awareness about ecotourism among	26

	youngsters is important	
<b>4.9</b>	Table showing frequency of youngsters who believe social media has a role in promoting sustainable travel practices.	<b>27</b>
<b>4.10</b>	Table showing frequency of which ecotourism activities are most appealing to youngsters in context of tourism.	<b>28</b>
<b>4.11</b>	Table showing frequency of youngsters who would spend more money for eco-friendly travel option.	<b>29</b>
<b>4.12</b>	Table showing frequency who avoid single use plastic while travelling.	<b>30</b>
<b>4.13</b>	Table showing frequency of youngsters who are familiar project	<b>31</b>
<b>4.14</b>	Table showing frequency of youngsters whose income influence their choice of eco-friendly travels.	<b>32</b>
<b>4.15</b>	Table showing frequency of youngsters who thinks educational programs are significant motivator for young people to engage in ecotourism	<b>33</b>
<b>4.16</b>	Table showing frequency of youngsters familiar with the concept of carbon offsetting.	<b>34</b>
<b>4.17</b>	Table showing frequency of youngsters who are interested in volunteering for environmental conservation projects.	<b>35</b>

<b>4.18</b>	Table showing frequency of challenges faced by youngsters in adopting eco-friendly travel practices.	<b>36</b>
<b>4.19</b>	Table showing frequency role of government plays in influencing youngsters choices towards ecotourism	<b>37</b>
<b>4.20</b>	Table showing frequency who agrees with the following statement "I feel great sense of responsibility towards preserving natural habitats.	<b>38</b>
<b>4.21</b>	Table showing frequency of youngsters opinion on what role can educational institutions play in promoting awareness about ecotourism among youngsters.	<b>39</b>
<b>4.22</b>	Table showing which social media platform influence youngsters towards ecotourism the most.	<b>40</b>



## LIST OF FIGURES

TABLE NO	TITLE	PAGE NO:
4.1	Figure showing gender wise classification	19
4.2	Figure showing how familiar the youngsters are with the concept of ecotourism	20
4.3	Figure showing frequency of participation of youngsters in ecotourism activities	21
4.4	Figure showing whether youngsters faced challenges when trying to engage in ecotourism activities.	22
4.5	Figure showing frequency of youngsters seeking out eco-friendly accommodations when planning a trip.	23
4.6	Figure showing frequency of youngsters who believe ecotourism can contribute to the conservation of natural environment.	24
4.7	Figure showing frequency of factors which influence youngsters interest in ecotourism.	25
4.8	Figure showing frequency of youngsters that thinks raising awareness about ecotourism among youngsters is important	26
4.9	Figure showing frequency of youngsters who believe social media has a role in promoting sustainable travel practices.	27

<b>4.10</b>	Figure showing frequency of which ecotourism activities are most appealing to youngsters in context of tourism.	<b>28</b>
<b>4.11</b>	Figure showing frequency of youngsters who would spend more money for eco-friendly travel option.	<b>29</b>
<b>4.12</b>	Figure showing frequency who avoid single use plastic while travelling.	<b>30</b>
<b>4.13</b>	Figure showing frequency of youngsters who are familiar project	<b>31</b>
<b>4.14</b>	Figure showing frequency of youngsters whose income influence their choice of eco-friendly travels.	<b>32</b>
<b>4.15</b>	Figure showing frequency of youngsters who thinks educational programs are significant motivator for young people to engage in ecotourism	<b>33</b>
<b>4.16</b>	Figure showing frequency of youngsters familiar with the concept of carbon offsetting.	<b>34</b>
<b>4.17</b>	Figure showing frequency of youngsters who are interested in volunteering for environmental conservation projects.	<b>35</b>

<b>4.18</b>	Figure showing frequency of challenges faced by youngsters in adopting eco-friendly travel practices.	<b>36</b>
<b>4.19</b>	Figure showing frequency role of government plays in influencing youngsters choices towards ecotourism	<b>37</b>
<b>4.20</b>	Figure showing frequency who agrees with the following statement "I feel great sense of responsibility towards preserving natural habitats.	<b>38</b>
<b>4.21</b>	Figure showing frequency of youngsters opinion on what role can educational institutions play in promoting awareness about ecotourism among youngsters.	<b>39</b>
<b>4.22</b>	Figure showing which social media platform influence youngsters towards ecotourism the most.	<b>40</b>

**“A STUDY ON E PAYMENT APPLICATIONS IN  
INDIA WITH SPECIAL REFERENCE TO GPAY,  
PHONEPE, PAYTM AND AMAZON PAY”**

Project Report submitted to

**CHRIST COLLEGE (AUTONOMOUS) IRINJALAKUDA**

*In partial fulfilment of the requirement for the award of the degree of*

**BACHELOR OF COMMERCE**

Submitted by

**DOMINIC ROY**

**(CCAVBCM105)**

Under the supervision of

**Dr. P.L GEORGE**



**DEPARTMENT OF COMMERCE**

**CHRIST COLLEGE (AUTONOMOUS), IRINJALAKUDA**

**UNIVERSITY OF CALICUT**

**MARCH 2024**



# CHRIST COLLEGE (AUTONOMOUS), IRINJALAKUDA

## CALICUT UNIVERSITY



### DEPARTMENT OF COMMERCE CERTIFICATE

This is to certify that the project report entitled “A STUDY ON E PAYMENT APPLICATION IN INDIA WITH SPECIAL REFERENCE TO GPAY, PHONEPE, PAYTM AND AMAZON PAY” is a bonafide record of the project done by **DOMINIC ROY**, Reg. No. CCAVBCM105, under my guidance and supervision in partial fulfilment of the requirement for the award of the degree of BACHELOR OF COMMERCE and it has not previously formed the basis for the award of any Degree, Diploma, Associateship or Fellowship.

**Assoc. Prof. K.J. Joseph**  
**Co-ordinator**

**Dr. P/L GEORGE**  
**Project Guide**



**“A STUDY ON IMPACT OF HUMAN RESOURCE  
POLICY ON EMPLOYEES’ PERFORMANCE  
WITH SPECIAL REFERENCE TO WIPRO  
TECHNOLOGIES AT KOCHI.”**

Project Report submitted to

**CHRIST COLLEGE (AUTONOMOUS) IRINJALAKUDA**

*In partial fulfilment of the requirement for the award of the degree of*

**BACHELOR OF COMMERCE**

Submitted by

**LIJO EPHREM**

**(CCAVBCM116)**

Under the supervision of

**Ms. SHINY A.O**



**DEPARTMENT OF COMMERCE**

**CHRIST COLLEGE (AUTONOMOUS), IRINJALAKUDA**

**UNIVERSITY OF CALICUT**

**MARCH 2024**

## ACKNOWLEDGEMENT

I would like to take the opportunity to express my sincere gratitude to all people who have helped me with sound advice and able guidance.

Above all, I express my eternal gratitude to the Lord Almighty under whose divine guidance; I have been able to complete this work successfully.

I would like to express my sincere obligation to Rev. Dr. Jolly Andrews CMI our Principal, for providing various facilities.

I am thankful to Asso.Prof. K.J. Joseph, Co-ordinator of the Department, for providing proper help and encouragement in the preparation of this report.

I am thankful to my class teacher, Ms. Sreelakshmi K, Asst. Professor, for providing proper help and encouragement in the preparation of this report.

I express my sincere gratitude to Dr P.L George, Associate. Professor, whose guidance and support throughout the training period helped me to complete this work successfully.

I would like to express my preferred gratitude to all the faculties of the department for their interest and cooperation in this regard.

I extend my hearty gratitude to the librarian and other library staffs of my college for their wholehearted cooperation.

I express my sincere thanks to my friends and family for their support in completing this report successfully.

Place: Irinjalakuda

Date: 22/01/2024



DOMINIC ROY

## **TABLES OF CONTENTS**

<b>SL.NO</b>	<b>CONTENTS</b>	<b>PAGE NO</b>
	<b>LIST OF TABLES</b>	
<b>CHAPTER I</b>	<b>INTRODUCTION</b>	<b>1 - 4</b>
<b>CHAPTER II</b>	<b>REVIEW OF LITERATURE</b>	<b>5 - 8</b>
<b>CHAPTER III</b>	<b>THEORETICAL FRAMEWORK</b>	<b>9 - 17</b>
<b>CHAPTER IV</b>	<b>DATA ANALYSIS AND INTERPRETATION</b>	<b>18 - 32</b>
<b>CHAPTER V</b>	<b>FINDINGS, SUGGESTIONS &amp; CONCLUSION</b>	<b>33 - 35</b>
	<b>BIBLIOGRAPHY</b>	
	<b>ANNEXURE</b>	



## LIST OF TABLES

TABLE NO	TITLE	PAGE NO:
4.1.	Table showing the gender-wise classification	19
4.2	Table showing age	20
4.3	Table showing occupation	21
4.4	Table showing several respondents familiar with e-payments	22
4.5	Table showing the respondents are using e-payment for all transactions	23
4.6	Table showing the respondents of the epayment users	24
4.7	Table showing the respondents are using the opt app	25
4.8	Table showing the respondents the purpose of using the app	26
4.9	Table showing e-payments helpful for respondents	27
4.10	Table showing that respondents rate the satisfaction level out of 5	28
4.11	Table showing the respondents are facing server issues	29
4.12	Table showing the respondents receive money back when the server is down	30
4.13	Table showing that the respondents are having a bad experience	31

4.14	The table shows that the respondents are safe	32
------	---	----

## LIST OF GRAPHS

TABLE NO	TITLE	PAGE NO:
4.1.	Figure showing the gender classification of the respondents	19
4.2	Figure showing the age classification of the respondents	20
4.3	Figure showing the occupation classification of the respondents	21
4.4	Figure showing the number of respondents familiar with e-payments	
4.5	Figure showing the respondents are using epayment for all transactions	23
4.6	Figure showing the respondents of e-payment users	24
4.7	Figure showing the respondent's reason for using the opt app	25
4.8	Figure showing the respondents are using the purpose of the app	26
4.9	Figure showing e-payments using helpful for respondents	27

4.10	Figure showing that respondents rate the satisfaction level out of 5	28
4.11	Figure showing the respondents are facing server issues	29
4.12	Figure showing the respondents receive money back when the server is down	30
4.13	Figure showing that the respondents are having a bad experience	31
4.14	The figure shows that the respondents are safe	32



**“A STUDY ON THE IMPACT OF CREDIT CARD USAGE  
AMONG THE YOUTH IN IRINJALAKUDA”**

Project Report submitted to

**CHRIST COLLEGE (AUTONOMOUS)**

*In partial fulfilment of the requirement for the award of the degree of*

**BACHELOR OF COMMERCE**

Submitted by

**EBIN A.B**

**(CCAVBCM106)**

Under the supervision of

**Dr. P. L. GEORGE**



**DEPARTMENT OF COMMERCE**

**CHRIST COLLEGE (AUTONOMOUS), IRINJALAKUDA**

**UNIVERSITY OF CALICUT**

**MARCH 2024**

**CHRIST COLLEGE (AUTONOMOUS), IRINJALAKUDA**

**CALICUT UNIVERSITY**



**DEPARTMENT OF COMMERCE**  
**CERTIFICATE**

This is to certify that the project report entitled **“A STUDY ON THE IMPACT OF CREDIT CARD USAGE AMONG THE YOUTH IN IRINJALAKUDA”** is a bonafide record of project done by **EBIN A.B**, Reg. No. CCAVBCM106, under my guidance and supervision in partial fulfilment of the requirement for the award of the degree of **BACHELOR OF COMMERCE** and it has not previously formed the basis for any Degree, Diploma and Associateship or Fellowship.

**Assoc.Prof. K.J. Joseph**  
**Co-ordinator**



**Dr. P. L. GEORGE**  
**Project Guide**

## **DECLARATION**

I, **EBIN A.B**, hereby declare that the project work entitled "**A STUDY ON THE IMPACT OF CREDIT CARD USAGE AMONG THE YOUTH IN IRINJALAKUDA**" is a record of independent and bonafide project work carried out by me under the supervision and guidance of , Dr. P.L. George, Associate Professor, Department of Commerce, Christ College (Autonomous), Irinjalakuda.

The information and data given in the report is authentic to the best of my knowledge. The report has not been previously submitted for the award of any Degree, Diploma, Associateship or other similar title of any other university or institute.

**Place: Irinjalakuda**

**Date: 23-02-2024**



**EBIN A.B**

**CCAVBCM106**

## ACKNOWLEDGEMENT

I would like to take the opportunity to express my sincere gratitude to all people who have helped me with sound advice and able guidance.

Above all, I express my eternal gratitude to the Lord Almighty under whose divine guidance; I have been able to complete this work successfully.

I would like to express my sincere obligation to Rev. Dr. Jolly Andrews CMI our Principal, for providing various facilities.

I am thankful to Asso.Prof. K.J. Joseph, Co-ordinator of the Department, for providing proper help and encouragement in the preparation of this report.

I am thankful to my class teacher, SreeLakshmi K Asst. Professor, for providing proper help and encouragement in the preparation of this report.

I express my sincere gratitude to, Dr. P.L. George Associate Professor, whose guidance and support throughout the training period helped me to complete this work successfully.

I would like to express my preferred gratitude to all the faculties of the department for their interest and cooperation in this regard.

I extend my hearty gratitude to the librarian and other library staffs of my college for their wholehearted cooperation.

I express my sincere thanks to my friends and family for their support in completing this report successfully.

**Place: Irinjalakuda**

**EBIN A.B**

**Date: 23-02-2024**



## **TABLES OF CONTENTS**

<b>SL.NO</b>	<b>CONTENTS</b>	<b>PAGE NO</b>
	<b>LIST OF TABLES</b>	
<b>CHAPTER I</b>	<b>INTRODUCTION</b>	<b>1-5</b>
<b>CHAPTER II</b>	<b>REVIEW OF LITERATURE</b>	<b>6-10</b>
<b>CHAPTER III</b>	<b>THEORETICAL FRAMEWORK</b>	<b>11-18</b>
<b>CHAPTER IV</b>	<b>DATA ANALYSIS AND INTERPRETATION</b>	<b>19-37</b>
<b>CHAPTER V</b>	<b>FINDINGS, SUGGESTIONS &amp; CONCLUSION</b>	<b>38-40</b>
	<b>BIBLIOGRAPHY</b>	
	<b>ANNEXURE</b>	

## LIST OF TABLES

TABLE NO:	TITLE	PAGE NO
4.1	Table showing age wise classification	19
4.2	Table showing gender wise Classification	20
4.3	Table showing income wise classification	21
4.4	Table showing occupation	22
4.5	Table showing educational qualification wise classification	23
4.6	Table showing no. of credit cards used by respondents	24
4.7	Table showing types of banks credit card used by respondents	25
4.8	Table showing types of credit cards	26
4.9	Table showing awareness of credit card	27
4.10	Table showing purpose of credit cards	28
4.11	Table showing satisfaction level	29
4.12	Table showing trust in credit cards transaction is secure	30
4.13	Table showing oftenly respondents use credit card	31
4.14	Table showing feature of credit card liked by respondent	32
4.15	Table showing opinion about secure of credit card	33
4.16	Table showing problems faced by respondents	34
4.17	Table showing maximum amount pay through credit card	35
4.18	Table showing credit card recommends	36
4.19	Table showing factors influence to buy credit card	37

### LIST OF GRAPHS

TABLE NO.	TITLE	PAGE NO
4.1	Graph showing age wise classification	19
4.2	Graph showing gender wise classification	20
4.3	Graph showing income wise classification	21
4.4	Graph showing occupation	22
4.5	Graph showing educational qualification wise classification	23
4.6	Graph showing no. of credit cards used by respondents	24
4.7	Graph showing types of banks credit card used by respondents	25
4.8	Graph showing types of credit cards	26
4.9	Graph showing awareness of credit card	27
4.10	Graph showing purpose of credit cards	28
4.11	Graph showing satisfaction level	29
4.12	Graph showing trust in credit cards transaction is secure	30
4.13	Graph showing oftenly respondents use credit card	31
4.14	Graph showing feature of credit card liked by respondent	32
4.15	Graph showing Opinion about secure of credit card	33
4.16	Graph showing problems faced by respondents	34
4.17	Graph showing maximum amount pay through credit card	35
4.18	Graph showing credit card recommends	36
4.19	Graph showing factors influence to buy credit card	37

**“A STUDY ON IMPACT OF HUMAN RESOURCE  
POLICY ON EMPLOYEES’ PERFORMANCE  
WITH SPECIAL REFERENCE TO WIPRO  
TECHNOLOGIES AT KOCHI.”**

Project Report submitted to

**CHRIST COLLEGE (AUTONOMOUS) IRINJALAKUDA**

*In partial fulfilment of the requirement for the award of the degree of*

**BACHELOR OF COMMERCE**

Submitted by

**LIJO EPHREM**

**(CCAVBCM116)**

Under the supervision of

**Ms. SHINY A.O**



**DEPARTMENT OF COMMERCE**

**CHRIST COLLEGE (AUTONOMOUS), IRINJALAKUDA**

**UNIVERSITY OF CALICUT**

**MARCH 2024**



**CHRIST COLLEGE (AUTONOMOUS), IRINJALAKUDA**

**CALICUT UNIVERSITY**



**DEPARTMENT OF COMMERCE CERTIFICATE**

This is to certify that the project report entitled **“A Study on IMPACT OF HUMAN RESOURCE POLICY ON EMPLOYEES PERFORMANCE WITH SPECIAL REFERENCE TO WIPRO TECHNOLOGIES AT KOCHI.”** is a bonafide record of project done **LIJO EPHREM**, Reg. No. CCAVBCM116, under my guidance and supervision in partial fulfilment of the requirement for the award of the degree of **BACHELOR OF COMMERCE** and it has not previously formed the basis for any Degree, Diploma and Associateship or Fellowship.

*gk Joseph*

**Assoc.Prof. K.J. Joseph**  
**Co-Ordinator**



**Ms. SHINY A.O**  
**Project Guide**

*Shiny A.O*

*Dr. J. S. S.*

## **DECLARATION**

I, **LIJO EPHREM**, hereby declare that the project work entitled "**A STUDY ON IMPACT OF HUMAN RESOURCE POLICY ON EMPLOYEES PERFORMANCE WITH SPECIAL REFERENCE TO WIPRO TECHNOLOGIES AT KOCHI.**" is a record of independent and bonafide project work carried out by me under the supervision and guidance of **MS. SHINY A.O**, Asst. Professor, Department of Commerce, Christ College (Autonomous), Irinjalakuda.

The information and data given in the report is authentic to the best of my knowledge. The report has not been previously submitted for the award of any Degree, Diploma, Associateship or other similar title of any other university or institute.

**Place: Irinjalakuda**

**Date: 23.02.2024**

  
**LIJO EPHREM**

**CCAVBCM116**

## ACKNOWLEDGEMENT

I would like to take the opportunity to express my sincere gratitude to all people who have helped me with sound advice and able guidance.

Above all, I express my eternal gratitude to the Lord Almighty under whose divine guidance; I have been able to complete this work successfully.

I would like to express my sincere obligation to Rev. Dr. Jolly Andrews CMI our principal, for providing various facilities.

I am thankful to Asso. Prof. K.J. Joseph, Co-Ordinator of the Department, for providing proper help and encouragement in the preparation of this report.

I am thankful to my class teacher, Ms. Sreelaksmi K, Asst. Professor, for providing proper help and encouragement in the preparation of this report.

I express my sincere gratitude to Ms. Shiny A O, Asst. Professor, whose guidance and support throughout the training period helped me to complete this work successfully.


I would like to express my preferred gratitude to all the faculties of the department for their interest and cooperation in this regard.

I extend my hearty gratitude to the librarian and other library staffs of my college for their wholehearted cooperation.

I express my sincere thanks to my friends and family for their support in completing this report successfully.

**Place: Irinjalakuda**

**Date: 23.02.2024**

  
**LIJO EPHREM**

## TABLES OF CONTENTS

SL.NO	CONTENTS	PAGE NO
	LIST OF TABLES	
CHAPTER I	INTRODUCTION	1-4
CHAPTER II	REVIEW OF LITERATURE	5-9
CHAPTER III	THEORETICAL FRAMEWORK	10-14
CHAPTER IV	DATA ANALYSIS AND INTERPRETATION	15-37
CHAPTER V	FINDINGS, SUGGESTIONS & CONCLUSION	38-41
	BIBLIOGRAPHY	
	ANNEXURE	



## LIST OF TABLES

TABLE NO.	TITLE	PAGE NO.
4.1	Table showing gender wise classification	16
4.2	Table showing years of experience of respondents	17
4.3	Table showing improvements in team collaboration through the HR policies.	18
4.4	Table showing HR policies are effectively communicated and understand by respondents	19
4.5	Table showing HR policies positively influenced the mental and physical well being	20
4.6	Table showing Wipro values and work environment align with respondents' expectations	21
4.7	Table showing right balance between respondents professional and personal life after joining Wipro.	22
4.8	Table showing showing the HR policy has positively affected respondents job satisfaction.	23
4.9	Table showing Wipro provide sufficient training regarding policy implementation.	24
4.10	Table showing HR policy promote a fair and equal working environmnet for respondents.	25

4.11	Table showing showing HR policy has been effectively in enhancing respondents performance	26
4.12	Table showing HR policy has impacted respondents overall productivity positively.	27
4.13	Table showing showing the challenges experienced by the respondents through HR policies.	28
4.14	Table showing HR policies contributed to a more supportive work environment.	29
4.15	Table showing the rating of factors based on their importance.	30
4.16	Table showing the HR policies has played a role in workplace.	31
4.17	Table showing respondents understanding about HR policies in Wipro.	32
4.18	Table showing the recent HR policies influenced respondents day to day work.	33
4.19	Table showing respondents feels unsafe at work.	34

4.20	Table showing respondents feel their skills are not equal level to the peers.	35
4.21	Table showing whether the Wipro provide adequate resources to do the job.	36
4.22	Table showing how likely respondents recommend Wipro to friends or relatives.	37

## LIST OF FIGURES

TABLE NO.	TITLE	PAGE NO.
4.1	Figure showing gender wise classification	16
4.2	Figure showing years of experience of respondents	17
4.3	Figure showing improvements in team collaboration through the HR policies.	18
4.4	Figure showing HR policies are effectively communicated and understand by respondents	19
4.5	Figure showing HR policies positively influenced the mental and physical well being	20
4.6	Figure showing Wipro values and work environment align with respondents' expectations	21
4.7	Figure showing right balance between respondents proffessional and personal life after joining Wipro.	22
4.8	Figure showing showing the HR policy has positively affected respondents job satisfaction.	23
4.9	Figure showing Wipro provide sufficient training regarding policy implementation.	24
4.10	Figure showing HR policy promote a fair and equal working environmnet for respondents	25



4.11	Figure showing showing HR policy has been effectively in enhancing respondents performance	26
4.12	Figure showing HR policy has impacted respondents overall productivity positively.	27
4.13	Figure showing showing the challenges experienced by the respondents through HR policies.	28
4.14	Figure showing HR policies contributed to a more supportive work environment.	29
4.15	Figure showing the rating of factors based on their importance.	30
4.16	Figure showing the HR policies has played a role in workplace.	31
4.17	Figure showing respondents understanding about HR policies in Wipro.	32
4.18	Figure showing the recent HR policies influenced respondents day to day work.	33
4.19	Figure showing respondents feels unsafe at work.	34

4.20	Figure showing respondents feel their skills are not equal level to the peers.	35
4.21	Figure showing whether the Wipro provide adequate resources to do the job.	36
4.22	Figure showing how likely respondents recommend Wipro to friends or relatives.	37

## CHAPTER I

## INTRODUCTION

**“A STUDY ON SATISFACTION LEVEL  
OF EMPLOYEES COMPENSATION WITH  
RESPECT TO BANKING  
SECTOR”**

Project Report submitted to  
**CHRIST COLLEGE (AUTONOMOUS) IRINJALAKUDA**

*In partial fulfilment of the requirement for the award of the degree of*  
**BACHELOR OF COMMERCE**

Submitted By  
**NAAMA BASHEER  
(CCAVBCM117)**

Under the supervision of  
**Ms. SIJI C L**



**DEPARTMENT OF COMMERCE  
CHRIST COLLEGE (AUTONOMOUS), IRINJALAKUDA  
UNIVERSITY OF CALICUT**


**MARCH 2024**


**CHRIST COLLEGE (AUTONOMOUS), IRINJALAKUDA  
CALICUT UNIVERSITY**



**DEPARTMENT OF COMMERCE  
CERTIFICATE**

This is to certify that the project report entitled **“A Study on Satisfaction Level of Employees compensation with Respect to Banking Sector”** is a bonafide record of project done by **NAAMA BASHEER**, Reg. No. CCAVBCM117, under my guidance and supervision in partial fulfilment of the requirement for the award of the degree of **BACHELOR OF COMMERCE** and it has not previously formed the basis for any Degree, Diploma and Associateship or Fellowship.

  
**Assoc.Prof. K.J. Joseph**  
**Co-ordinator**

  
**Ms. SIJI CL**  
**Project Guide**






## **DECLARATION**

I, **NAAMA BASHEER** hereby declare that the project work entitled “**A STUDY ON SATISFACTION LEVEL OF EMPLOYEES COMPENSATION WITH RESPECT TO BANKING SECTOR**” is a record of independent and bonafide project work carried out by me under the supervision and guidance of Ms.Siji C L, Asst. Professor, Department of Commerce, Christ College (Autonomous), Irinjalakuda.

The information and data given in the report is authentic to the best of my knowledge. The report has not been previously submitted for the award of any Degree, Diploma, Associateship or other similar title of any other university or institute.

**Place: Irinjalakuda**

**Date:23-04-2024**

  
**NAAMA BASHEER**

**CCAVBCM117**

## ACKNOWLEDGEMENT

I would like to take the opportunity to express my sincere gratitude to all people who have helped me with sound advice and able guidance.

Above all, I express my eternal gratitude to the Lord Almighty under whose divine guidance; I have been able to complete this work successfully.

I would like to express my sincere obligation to Rev. Dr. Jolly Andrews CMI our Principal, for providing various facilities.

I am thankful to Asso.Prof. K.J. Joseph, Co-ordinator of the Department, for providing proper help and encouragement in the preparation of this report.

I am thankful to my class teacher, Ms. Sreelakshmi K, Asst. Professor, for providing proper help and encouragement in the preparation of this report.

I express my sincere gratitude to Ms.Siji C L, Asst. Professor, whose guidance and support throughout the training period helped me to complete this work successfully.

I would like to express my preferred gratitude to all the faculties of the department for their interest and cooperation in this regard.

I extend my hearty gratitude to the librarian and other library staffs of my college for their wholehearted cooperation.

I express my sincere thanks to my friends and family for their support in completing this report successfully.

Place: Irinjalakuda  
Date:23-04-2024

NAAMA BASHEER

## **TABLES OF CONTENTS**

<b>SL.NO</b>	<b>CONTENTS</b>	<b>PAGE NO</b>
	<b>LIST OF TABLES</b>	
<b>CHAPTER I</b>	<b>INTRODUCTION</b>	<b>1</b>
<b>CHAPTER II</b>	<b>REVIEW OF LITERATURE</b>	<b>5</b>
<b>CHAPTER III</b>	<b>THEORETICAL FRAMEWORK</b>	<b>8</b>
<b>CHAPTER IV</b>	<b>DATA ANALYSIS AND INTERPRETATION</b>	<b>12</b>
<b>CHAPTER V</b>	<b>FINDINGS, SUGGESTIONS &amp; CONCLUSION</b>	<b>32</b>
	<b>BIBLIOGRAPHY</b>	<b>36</b>
	<b>ANNEXURE</b>	<b>38</b>

## LIST OF TABLES

TABLE NO	TITLE	PAGE NO
4.1.	Table showing age wise classifications of respondents	12
4.2	Table showing the gender wise classification of respondents	13
4.3	Table showing number of year employees has worked in the organization	14
4.4	Table showing the designation of employees	15
4.5	Table showing the department of employees	16
4.6	Table showing the satisfaction with the compensation being received	17
4.7	Table showing on the basis of which company provides compensation	18
4.8	Table showing the number of institutions provides compensation based on individual performance	19
4.9	Table showing the efficient sharing of compensation information by the HR department	20
4.10	Table showing the compensation preferred by the employees	21
4.11	Table showing the number of employees receiving training in order to improve performance	22
4.12	Table showing the employees benefits offered by the organization	23



<b>4.13</b>	Table showing the opportunity given to employees to select benefit plans	24
<b>4.14</b>	Table showing the satisfaction of employees in their wellness benefit	25
<b>4.15</b>	Table showing the employees satisfaction for the family support provided by the employer	26
<b>4.16</b>	Table showing the value offered equity by employees organization	27
<b>4.17</b>	Table showing the employee satisfaction for the educational facilities provided by the organization	28
<b>4.18</b>	Table showing the employees feeling about retirement and pension plans provided by the organization	29
<b>4.19</b>	Table showing the knowledge of the employees regarding interesting initiatives related to benefit he/she would like	30
<b>4. 20</b>	Table showing the responses of employees about awareness of other interesting compensation plans	31

## LIST OF GRAPHS

<b>TABL E NO</b>	<b>TITLE</b>	<b>PAGE NO</b>
<b>4.1.</b>	Table showing age wise classifications of respondents	12
<b>4.2</b>	Table showing the gender wise classification of respondents	13
<b>4.3</b>	Table showing number of year employees has worked in the organization	14
<b>4.4</b>	Table showing the designation of employees	15
<b>4.5</b>	Table showing the department of employees	16
<b>4.6</b>	Table showing the satisfaction with the compensation being received	17
<b>4.7</b>	Table showing on the basis of which company provides compensation	18
<b>4.8</b>	Table showing the number of institutions provides compensation based on individual performance	19
<b>4.9</b>	Table showing the efficient sharing of compensation information by the HR department	20
<b>4.10</b>	Table showing the compensation preferred by the employees	21
<b>4.11</b>	Table showing the number of employees receiving training in order to improve performance	22
<b>4.12</b>	Table showing the employees benefits offered by the organisation	23

**“A STUDY ON ANALYSIS OF DEPOSIT SCHEMES OF CO-  
OPERATIVE BANK WITH SPECIAL REFERENCE TO THAZHEKAD  
SERVICE CO-OPERATIVE BANK”**

Project Report submitted to

**CHRIST COLLEGE (AUTONOMOUS) IRINJALAKUDA**

*In partial fulfilment of the requirement for the award of the degree of*

**BACHELOR OF COMMERCE**

Submitted by

**NANDA KISHAN K S**

**(CCAVBCM118)**

Under the supervision of

**Ms. SHINY A O**



**DEPARTMENT OF COMMERCE**

**CHRIST COLLEGE (AUTONOMOUS),**

**IRINJALAKUDA UNIVERSITY OF CALICUT**

**MARCH 2024**

**CHRIST COLLEGE (AUTONOMOUS), IRINJALAKUDA**

**CALICUT UNIVERSITY**



**DEPARTMENT OF COMMERCE**

**CERTIFICATE**

This is to certify that the project report entitled **“A Study on analysis of deposit schemes of co-operative bank with special reference to Thazhekad Service Co-operative Bank”** is a bonafide record of project done by **NANDA KISHAN K S** Reg. No. CCAVBCM118, under my guidance and supervision in partial fulfilment of the requirement for the award of the degree of **BACHELOR OF COMMERCE** and it has not previously formed the basis for any Degree, Diploma and Associateship or Fellowship.

**Assoc.Prof. K.J. Joseph**  
**Co-ordinator**

**Ms. SHINY A O**  
**Project Guide**



## **DECLARATION**

I, **NANDA KISHAN K S**, hereby declare that the project work entitled **"A STUDY ON ANALYSIS OF DEPOSIT SCHEMES OF CO-OPERATIVE BANK WITH SPECIAL REFERENCE TO THAZHEKAD SERVICE CO-OPERATIVE BANK"** is a record of independent and bonafide project work carried out by me under the supervision and guidance of Ms.Shiny A O, Asst. Professor, Department of Commerce, Christ College (Autonomous), Irinjalakuda.

The information and data given in the report is authentic to the best of my knowledge. The report has not been previously submitted for the award of any Degree, Diploma, Associate ship or other similar title of any other university or institute.

**Place: Irinjalakuda**

**Date: 23-02-2024**

  
**NANDA KISHAN K S**

**CCAVBCM118**

## **ACKNOWLEDGEMENT**

I would like to take the opportunity to express my sincere gratitude to all people who have helped me with sound advice and able guidance.

Above all, I express my eternal gratitude to the Lord Almighty under whose divine guidance; I have been able to complete this work successfully.

I would like to express my sincere obligation to Rev. Dr. Jolly Andrews CMI our Principal, for providing various facilities.

I am thankful to Asso.Prof. K.J. Joseph, Co-ordinator of the Department, for providing proper help and encouragement in the preparation of this report.

I am thankful to my class teacher, Ms. Sreelakshmi K, Asst. Professor, for providing proper help and encouragement in the preparation of this report.

I express my sincere gratitude to Ms. Shiny A O, Asst. Professor, whose guidance and support throughout the training period helped me to complete this work successfully.

I would like to express my preferred gratitude to all the faculties of the department for their interest and cooperation in this regard.

I extend my hearty gratitude to the librarian and other library staffs of my college for their wholehearted cooperation.

I express my sincere thanks to my friends and family for their support in completing this report successfully.

**Place: Irinjalakuda**

**NANDA KISHAN K S**

**Date:**

## **TABLES OF CONTENTS**

<b>SL.NO</b>	<b>CONTENTS</b>	<b>PAGE NO</b>
	<b>LIST OF TABLES</b>	
<b>CHAPTER I</b>	<b>INTRODUCTION</b>	<b>1-4</b>
<b>CHAPTER II</b>	<b>REVIEW OF LITERATURE</b>	<b>5-7</b>
<b>CHAPTER III</b>	<b>THEORETICAL FRAMEWORK</b>	<b>8-14</b>
<b>CHAPTER IV</b>	<b>DATA ANALYSIS AND INTERPRETATION</b>	<b>15-27</b>
<b>CHAPTER V</b>	<b>FINDINGS, SUGGESTIONS &amp; CONCLUSION</b>	<b>28-31</b>
	<b>BIBLIOGRAPHY</b>	
	<b>ANNEXURE</b>	

## LIST OF TABLES

TABLE NO	TITLE	PAGE NO:
4.1.	Table showing percentage of interest rate of deposits for various periods	15
4.2	Table showing net profit/loss for the last 5 years	16
4.3	Table showing fixed deposit for the last 5 years	17
4.4	Table showing cumulative deposit for the last 5 years	18
4.5	Table showing saving deposit for the last 5 years	19
4.6	Table Showing thrift deposit for the last 5 years	20
4.7	Table Showing dhanavardhini deposit for the last 5 years	21
4.8	Table Showing special deposit scheme for the last 5 years	22
4.9	Table Showing recurring deposit for the last 5 years	23
4.10	Table Showing daily deposit for the last 5 years	24
4.11	Table showing special saving deposit for the last 5 years	25
4.12	Table showing staff recurring deposit for the last 5 years	26
4.13	Table showing total deposit for the last 5 years	27



## LIST OF GRAPHS

<b>TABLE NO</b>	<b>TITLE</b>	<b>PAGE NO:</b>
<b>4.1.</b>	Graph showing percentage of deposits for various periods	<b>15</b>
<b>4.2</b>	Graph showing net profit/loss for the last 5 years	<b>16</b>
<b>4.3</b>	Graph showing fixed deposit for the last 5 years	<b>17</b>
<b>4.4</b>	Graph showing cumulative deposit for the last 5 years	<b>18</b>
<b>4.5</b>	Graph showing Saving deposit for the last 5 years	<b>19</b>
<b>4.6</b>	Graph Showing Thrift deposit for the last 5 years	<b>20</b>
<b>4.7</b>	Graph Showing Dhanavardhini deposit for the last 5 years	<b>21</b>
<b>4.8</b>	Graph showing Special deposit scheme for the last 5 years	<b>22</b>
<b>4.9</b>	Graph showing Recurring deposit for the last 5 years	<b>23</b>
<b>4.10</b>	Graph showing daily deposit for the last 5 years	<b>24</b>
<b>4.11</b>	Graph showing Special saving deposit for the last 5 years	<b>25</b>
<b>4.12</b>	Graph showing Staff recurring deposit for the last 5 years	<b>26</b>
<b>4.13</b>	Graph showing Total deposit for the last 5 years	<b>27</b>

**“A STUDY ON IMPULSIVE BUYING  
BEHAVIOUR OF CUSTOMERS WITH SPECIAL  
REFERENCE TO THRISSUR DISTRICT”**

Project Report submitted to

**CHRIST COLLEGE (AUTONOMOUS) IRINJALAKUDA**

*In partial fulfilment of the requirement for the award of the degree of*

**BACHELOR OF COMMERCE**

Submitted by

**NANDANA E S**

**(CCAVBCM119)**

Under the supervision of

**Ms. REEJA SUSAN ROLY**



**DEPARTMENT OF COMMERCE**

**CHRIST COLLEGE (AUTONOMOUS), IRINJALAKUDA**

**UNIVERSITY OF CALICUT**

**MARCH 2024**

**CHRIST COLLEGE (AUTONOMOUS), IRINJALAKUDA**

**CALICUT UNIVERSITY**



**DEPARTMENT OF COMMERCE**

**CERTIFICATE**

This is to certify that the project report entitled “ **A STUDY ON IMPULSE BUYING BEHAVIOUR OF CUSTOMERS WITH SPECIAL REFERENCE TO THRISSUR DISTRICT**” is a bonafide record of project done by **NANDANA E S**, Reg. No. CCAVBCM119 under my guidance and supervision in partial fulfilment of the requirement for the award of the degree of **BACHELOR OF COMMERCE** and it has not previously formed the basis for any Degree, Diploma and Associateship or Fellowship.

**Assoc. Prof. K.J. Joseph**  
**Co-ordinator**

  
**Ms. REEJA SUSAN ROLY**  
**Project Guide**



## **DECLARATION**

I, **NANDANA E S**, hereby declare that the project work entitled “**A STUDY ON IMPULSIVE BUYING BEHAVIOUR OF CUSTOMERS WITH SPECIAL REFERENCE TO THRISSUR DISTRICT** ” is a record of independent and bonafide project work carried out by me under the supervision and guidance of Ms. **Reeja Susan Roly Asst. Professor, Department of Commerce, Christ College (Autonomous), Irinjalakuda.**

The information and data given in the report is authentic to the best of my knowledge. The report has not been previously submitted for the award of any Degree, Diploma, Associateship or other similar title of any other university or institute.

**Place: Irinjalakuda**

**Date: 23.02.2024**



**NANDANA E S**

**CCAVBCM119**



## **ACKNOWLEDGEMENT**

I would like to take the opportunity to express my sincere gratitude to all people who have helped me with sound advice and able guidance.

Above all, I express my eternal gratitude to the Lord Almighty under whose divine guidance; I have been able to complete this work successfully.

I would like to express my sincere obligation to Rev. Dr. Jolly Andrews CMI our Principal, for providing various facilities.

I am thankful to Assoc. Prof. K.J. Joseph, Co-ordinator of the Department, for providing proper help and encouragement in the preparation of this report.

I am thankful to my class teacher, Ms. Sreelakshmi K, Asst. Professor, for providing proper help and encouragement in the preparation of this report.

I express my sincere gratitude to Ms. Reeja Susan Roly, Asst. Professor, whose guidance and support throughout the training period helped me to complete this work successfully.

I would like to express my preferred gratitude to all the faculties of the department for their interest and cooperation in this regard.

I extend my hearty gratitude to the librarian and other library staffs of my college for their wholehearted cooperation.

I express my sincere thanks to my friends and family for their support in completing this report successfully.

**Place: Irinjalakuda**

**NANDANA E S**

**Date: 23.02.2024**

## TABLES OF CONTENTS

SL.NO	CONTENTS	PAGE NO
	LIST OF TABLES	
	LIST OF FIGURES	
CHAPTER I	INTRODUCTION	1-5
CHAPTER II	REVIEW OF LITERATURE	6-7
CHAPTER III	THEORETICAL FRAMEWORK	8-11
CHAPTER IV	DATA ANALYSIS AND INTERPRETATION	12-30
CHAPTER V	FINDINGS, SUGGESTIONS & CONCLUSION	31-33
	BIBLIOGRAPHY	
	ANNEXURE	

## **LIST OF TABLES**

<b>TABLE NO</b>	<b>CONTENT</b>	<b>PAGE NO</b>
<b>4.1</b>	<b>Table showing gender wise classification</b>	<b>12</b>
<b>4.2</b>	<b>Table showing age wise classification</b>	<b>13</b>
<b>4.3</b>	<b>Table showing occupation wise classification</b>	<b>14</b>
<b>4.4</b>	<b>Table showing marital status of respondents</b>	<b>15</b>
<b>4.5</b>	<b>Table showing annual income wise classification</b>	<b>16</b>
<b>4.6</b>	<b>Table showing whether the customers have done Impulse Purchase</b>	<b>17</b>
<b>4.7</b>	<b>Table showing how frequently the respondents go shopping</b>	<b>18</b>
<b>4.8</b>	<b>Table showing the category of products purchased on impulse</b>	<b>19</b>
<b>4.9</b>	<b>Table showing whether variety of products confuses the respondents</b>	<b>20</b>
<b>4.10</b>	<b>Table showing the factors influencing impulse buying</b>	<b>21</b>
<b>4.11</b>	<b>Table showing opinion on impulsive buying behaviour</b>	<b>22-23</b>
<b>4.12</b>	<b>Table showing impact of employee attitude on impulse purchase</b>	<b>24</b>

<b>4.13</b>	<b>Table showing the shopping companion of respondents</b>	<b>25</b>
<b>4.14</b>	<b>Table showing the initial factors which attracts to a product</b>	<b>26</b>
<b>4.15</b>	<b>Table showing factors about making unplanned purchase</b>	<b>27</b>
<b>4.16</b>	<b>Table showing attitude of respondents towards impulse buying</b>	<b>28-29</b>
<b>4.17</b>	<b>Table showing element of regret after making impulse purchase</b>	<b>30</b>



## **LIST OF FIGURES**

<b>FIGURE NO</b>	<b>CONTENT</b>	<b>PAGE NO</b>
<b>4.1</b>	<b>Figure showing gender wise classification</b>	<b>12</b>
<b>4.2</b>	<b>Figure showing age wise classification</b>	<b>13</b>
<b>4.3</b>	<b>Figure showing occupation wise classification</b>	<b>14</b>
<b>4.4</b>	<b>Figure showing marital status of respondents</b>	<b>15</b>
<b>4.5</b>	<b>Figure showing annual income wise classification</b>	<b>16</b>
<b>4.6</b>	<b>Figure showing whether the customers have done Impulse Purchase</b>	<b>17</b>
<b>4.7</b>	<b>Figure showing how frequently the respondents go shopping</b>	<b>18</b>
<b>4.8</b>	<b>Figure showing the category of products purchased on impulse</b>	<b>19</b>
<b>4.9</b>	<b>Figure showing whether variety of products confuses the respondents</b>	<b>20</b>
<b>4.10</b>	<b>Figure showing the factors influencing impulse buying</b>	<b>21</b>
<b>4.12</b>	<b>Figure showing Impact of employee attitude on purchase</b>	<b>24</b>
<b>4.13</b>	<b>Figure showing shopping companion</b>	<b>25</b>

<b>4.14</b>	<b>Figure showing Initial factors which attract to product</b>	<b>26</b>
<b>4.17</b>	<b>Figure showing Element of regret after impulse purchase</b>	<b>30</b>

**“A STUDY ON CUSTOMER SATISFACTION  
TOWARDS EMIRATES AIRLINES”**

Project Report submitted to

**CHRIST COLLEGE (AUTONOMOUS) IRINJALAKUDA**

*In partial fulfilment of the requirement for the award of the degree of*

**BACHELOR OF COMMERCE**

Submitted by

**NANDHANA C A**

**(CCAVBCM120)**

Under the supervision of

**Ms. SANDHYA V**



**DEPARTMENT OF COMMERCE**

**CHRIST COLLEGE (AUTONOMOUS), IRINJALAKUDA**

**UNIVERSITY OF CALICUT**

**MARCH 2024**

**CHRIST COLLEGE (AUTONOMOUS), IRINJALAKUDA**  
**CALICUT UNIVERSITY**



**DEPARTMENT OF COMMERCE**  
**CERTIFICATE**

This certifies that the project report entitled **“A STUDY ON CUSTOMER SATISFACTION TOWARDS EMIRATES AIRLINES”** is a bonafide record of a project done by **NANDHANA C A**, Reg. No. **CCAVBCM120**, under my guidance and supervision in partially fulfilment of the requirement for the award of the degree of **BACHELOR OF COMMERCE** and it has not previously formed the basis for any Degree, Diploma and Associateship of Fellowship.

**Assoc. Prof. K. J. Joseph**

**Co-ordinator**

**Ms. SANDHYA V**

**Project Guide**





## **DECLARATION**

I, **NANDHANA C A**, hereby declare that the project work entitled **“A STUDY ON CUSTOMER SATISFACTION TOWARDS EMIRATES AIRLINES”** is a record of independent and bonafide project work carried out by me under the supervision and guidance of Ms. Sandhya V, Asst. Professor, Department of Commerce, Christ College (Autonomous), Irinjalakuda.

The information and data given in the report is authentic to the best of my knowledge. The report has not been previously submitted for the award of any Degree, Diploma, Associateship or other similar title of any other university or institute.

**Place: Irinjalakuda**

**Date: 23/02/2024**



**NANDHANA C A**

**CCAVBCM120**

## **ACKNOWLEDGEMENT**

I would like to take the opportunity to express my sincere gratitude to all people who have helped me with sound advice and able guidance.

Above all, I express my eternal gratitude to the Lord Almighty under whose divine guidance; I have been able to complete this work successfully.

I would like to express my sincere obligation to Rev. Dr. Jolly Andrews CMI our Principal, for providing various facilities.

I am thankful to Asso.Prof. K.J. Joseph, Co-ordinator of the Department, for providing proper help and encouragement in the preparation of this report.

I am thankful to my class teacher, Ms. Sreelakshmi K, Asst. Professor, for providing proper help and encouragement in the preparation of this report.

I express my sincere gratitude to Ms. Sandhya V, Asst. Professor, whose guidance and support throughout the training period helped me to complete this work successfully.

I would like to express my preferred gratitude to all the faculties of the department for their interest and cooperation in this regard.

I extend my hearty gratitude to the librarian and other library staffs of my college for their wholehearted cooperation.

I express my sincere thanks to my friends and family for their support in completing this report successfully.

**Place: Irinjalakuda**

**NANDHANA C A**

**Date: 23/02/2024**

## **TABLES OF CONTENTS**

<b>SL.NO</b>	<b>CONTENTS</b>	<b>PAGE NO</b>
	<b>LIST OF TABLES</b>	
<b>CHAPTER I</b>	<b>INTRODUCTION</b>	<b>1-3</b>
<b>CHAPTER II</b>	<b>REVIEW OF LITERATURE</b>	<b>4-6</b>
<b>CHAPTER III</b>	<b>THEORETICAL FRAMEWORK</b>	<b>7-9</b>
<b>CHAPTER IV</b>	<b>DATA ANALYSIS AND INTERPRETATION</b>	<b>10-29</b>
<b>CHAPTER V</b>	<b>FINDINGS, SUGGESTIONS &amp; CONCLUSION</b>	<b>30-33</b>
	<b>BIBLIOGRAPHY</b>	
	<b>ANNEXURE</b>	

## LIST OF TABLES

TABLE NO	TITLE	PAGE NO
4.1	Table showing age of respondents	10
4.2	Table showing gender of respondents	11
4.3	Table showing the respondents most preferred way of transportation	12
4.4	Table showing number of respondents travelled in flight	13
4.5	Table showing preferred Airlines of respondents	14
4.6	Table showing the number of respondents knows Emirates	15
4.7	Table showing how respondents come to know about Emirates Airlines	16
4.8	Table showing number of respondents knows Emirates advertisements	17
4.9	Table showing which means of communication respondents prefers for Emirates Advertisements	18
4.10	Table showing number of respondents travelled in Emirates	19
4.11	Table showing how the respondents get tickets for Emirates Airlines	20
4.12	Table showing the number of regular travellers in Emirates Airlines from the respondents	21
4.13	Table showing how often respondents travelled in Emirates	22
4.14	Table showing in which Situation the respondents travelled more in Emirates Airlines	23
4.15	Table showing the rating given to Emirates Availability	24
4.16	Table showing the rating given to Emirates services	25
4.17	Table showing the rating given to Emirates Staff	26
4.18	Table showing the rating given to Emirates compared to other Competitors	27
4.19	Table showing satisfaction level of respondents with Emirates	28
4.20	Table showing the number of respondents interested in recommending Emirates to friends and relatives	29



### LIST OF GRAPHS

TABLE NO	TITLE	PAGE NO
4.1	Graph showing age of respondents	10
4.2	Graph showing gender of respondents	11
4.3	Graph showing the respondents most preferred way of transportation	12
4.4	Graph showing number of respondents travelled in flight	13
4.5	Graph showing preferred Airlines of respondents	14
4.6	Graph showing the number of respondents knows Emirates	15
4.7	Graph showing how respondents come to know about Emirates Airlines	16
4.8	Graph showing number of respondents knows Emirates advertisements	17
4.9	Graph showing which means of communication respondents prefers for Emirates Advertisements	18
4.10	Graph showing number of respondents travelled in Emirates	19
4.11	Graph showing how the respondents get tickets for Emirates Airlines	20
4.12	Graph showing the number of regular travellers in Emirates Airlines from the respondents	21
4.13	Graph showing how often respondents travelled in Emirates	22
4.14	Graph showing in which Situation the respondents travelled more in Emirates Airlines	23
4.15	Graph showing the rating given to Emirates Availability	24
4.16	Graph showing the rating given to Emirates services	25
4.17	Graph showing the rating given to Emirates Staff	26
4.18	Graph showing the rating given to Emirates compared to other Competitors	27
4.19	Graph showing satisfaction level of respondents with Emirates	28
4.20	Graph showing the number of respondents interested in recommending Emirates to friends and relatives	29

**“A STUDY ON BUYING BEHAVIOUR OF BRANDED  
WATCHES AMONG COLLEGE STUDENTS IN  
IRINJALAKUDA MUNICIPALITY”**

Project Report submitted to

**CHRIST COLLEGE (AUTONOMOUS) IRINJALAKUDA**

*In partial fulfilment of the requirement for the award of the degree of*

**BACHELOR OF COMMERCE**

Submitted by

**NANDHANA SHIJU  
(CCAVBCM121)**

Under the supervision of

**Ms. GANGA K S**



**DEPARTMENT OF COMMERCE**

**CHRIST COLLEGE (AUTONOMOUS), IRINJALAKUDA  
UNIVERSITY OF CALICUT**

**MARCH 2024**

**CHRIST COLLEGE (AUTONOMOUS), IRINJALAKUDA**

**CALICUT UNIVERSITY**



**DEPARTMENT OF COMMERCE**

**CERTIFICATE**

This is to certify that the project report entitled “A Study on Buying Behaviour of Branded Watches Among College Students in Irinjalakuda Municipality” is a bonafide record of project done by **NANDHANA SHIJU**, Reg. No. CCAVBCM121, under my guidance and supervision in partial fulfilment of the requirement for the award of the degree of BACHELOR OF COMMERCE and it has not previously formed the basis for any Degree, Diploma and Associateship or Fellowship.

**Assoc. Prof. K.J. Joseph**

**Co-ordinator**

**Ms. GANGA K S**

**Project Guide**





## **DECLARATION**

I, **NANDHANA SHIJU**, hereby declare that the project work entitled "**A STUDY ON BUYING BEHAVIOUR OF BRANDED WATCHES AMONG COLLEGE STUDENTS IN IRINJALAKUDA MUNICIPALITY**" is a record of independent and bonafide project work carried out by me under the supervision and guidance of Ms.Ganga KS, Asst. Professor, Department of Commerce, Christ College (Autonomous), Irinjalakuda.

The information and data given in the report is authentic to the best of my knowledge. The report has not been previously submitted for the award of any Degree, Diploma, Associateship or other similar title of any other university or institute.

**Place: Irinjalakuda**

**Date: 23/02/2024**

  
**NANDHANA SHIJU**

**CCAVBCM121**



## **ACKNOWLEDGEMENT**

I would like to take the opportunity to express my sincere gratitude to all people who have helped me with sound advice and able guidance.

Above all, I express my eternal gratitude to the Lord Almighty under whose divine guidance; I have been able to complete this work successfully.

I would like to express my sincere obligation to Rev. Dr. Jolly Andrews CMI our Principal, for providing various facilities.

I am thankful to Assoc. Prof. K.J. Joseph, Co-ordinator of the Department, for providing proper help and encouragement in the preparation of this report.

I am thankful to my class teacher, Ms. Sreelakshmi K, Asst. Professor, for providing proper help and encouragement in the preparation of this report.

I express my sincere gratitude to Ms. Ganga K.S, Asst. Professor, whose guidance and support throughout the training period helped me to complete this work successfully.

I would like to express my preferred gratitude to all the faculties of the department for their interest and cooperation in this regard.

I extend my hearty gratitude to the librarian and other library staffs of my college for their wholehearted cooperation.

I express my sincere thanks to my friends and family for their support in completing this report successfully.

**Place: Irinjalakuda**

**NANDHANA SHIJU**

**Date: 23/02/2024**

## TABLES OF CONTENTS

SL.NO	CONTENTS	PAGE NO
	LIST OF TABLES	
CHAPTER I	INTRODUCTION	01-04
CHAPTER II	REVIEW OF LITERATURE	05-07
CHAPTER III	THEORETICAL FRAMEWORK	08-12
CHAPTER IV	DATA ANALYSIS AND INTERPRETATION	13-34
CHAPTER V	FINDINGS, SUGGESTIONS & CONCLUSION	35-38
	BIBLIOGRAPHY	
	ANNEXURE	

## **LIST OF TABLES**

<b>TABLE NO</b>	<b>TITLE</b>	<b>PAGE NO:</b>
<b>4.1</b>	<b>Table showing gender wise classification</b>	<b>13</b>
<b>4.2</b>	<b>Table showing age group of customers</b>	<b>14</b>
<b>4.3</b>	<b>Table showing the brand of watch used by customers</b>	<b>15</b>
<b>4.4</b>	<b>Table showing effectiveness of advertisement in influencing customers</b>	<b>16</b>
<b>4.5</b>	<b>Table showing whether presence of celebrity in advertisement influence purchasing behavior</b>	<b>17</b>
<b>4.6</b>	<b>Table showing price range preferred by customers</b>	<b>18</b>
<b>4.7</b>	<b>Table showing features considered while purchasing branded watch</b>	<b>19</b>
<b>4.8</b>	<b>Table showing additional features customers like to have in branded watches</b>	<b>20</b>
<b>4.9</b>	<b>Table showing reasons for selecting branded watches</b>	<b>21</b>

4.10	Table showing the duration customers have been using their watch	22
4.11	Table showing branded watches preferred by customers	23
4.12	Table showing type of watch preferred by customers	24
4.13	Table showing watch brands recommended by customers	25
4.14	Table showing comfortability of branded watches	26
4.15	Table showing whether branded watches are preferred as it represents symbol of status	27
4.16	Table showing type of strap preferred by customers	28
4.17	Table showing affordability of branded watches	29
4.18	Table showing frequency of purchasing branded watches	30



4.19	Table showing customers willingness to pay extra money on branded watches	31
4.20	Table showing customers satisfaction	32
4.21	Table showing mode of shopping preferred by customers	33
4.22	Table showing kinds of promotions that motivate customers to purchase branded watches	34

## LIST OF FIGURES

<b>TABLE NO</b>	<b>TITLE</b>	<b>PAGE NO:</b>
<b>4.1</b>	<b>Figure showing gender wise classification</b>	<b>13</b>
<b>4.2</b>	<b>Figure showing age group of customers</b>	<b>14</b>
<b>4.3</b>	<b>Figure showing the brand of watch used by customers</b>	<b>15</b>
<b>4.4</b>	<b>Figure showing effectiveness of advertisement in influencing customers</b>	<b>16</b>
<b>4.5</b>	<b>Figure showing whether presence of celebrity in advertisement influence purchasing behavior</b>	<b>17</b>
<b>4.6</b>	<b>Figure showing amount customers wish to spend on buying branded watches</b>	<b>18</b>
<b>4.7</b>	<b>Figure showing features considered while purchasing branded watch</b>	<b>19</b>
<b>4.8</b>	<b>Figure showing additional features customers like to have in branded watches</b>	<b>20</b>
<b>4.9</b>	<b>Figure showing reasons for selecting branded watches</b>	<b>21</b>
<b>4.10</b>	<b>Figure showing the duration customers have been using their watch</b>	<b>22</b>
<b>4.11</b>	<b>Figure showing branded watches preferred by customers</b>	<b>23</b>

<b>4.12</b>	<b>Figure showing type of watch preferred by customers</b>	<b>24</b>
<b>4.13</b>	<b>Figure showing watch brands recommended by customers</b>	<b>25</b>
<b>4.14</b>	<b>Figure showing comfortability of branded watches</b>	<b>26</b>
<b>4.15</b>	<b>Figure showing whether branded watches are preferred as it represents symbol of status</b>	<b>27</b>
<b>4.16</b>	<b>Figure showing type of strap preferred by customers</b>	<b>28</b>
<b>4.17</b>	<b>Figure showing affordability of branded watches</b>	<b>29</b>
<b>4.18</b>	<b>Figure showing frequency of purchasing branded watches</b>	<b>30</b>
<b>4.19</b>	<b>Figure showing customers willingness to pay extra money on branded watches</b>	<b>31</b>
<b>4.20</b>	<b>Figure showing customers satisfaction</b>	<b>32</b>
<b>4.21</b>	<b>Figure showing mode of shopping preferred by customers</b>	<b>33</b>
<b>4.22</b>	<b>Figure showing kinds of promotions that motivate customers to purchase branded watches</b>	<b>34</b>

**“A STUDY ON FINANCIAL PERFORMANCE  
ANALYSIS OF HERO MOTO CORP”**

Project Report submitted to

**CHRIST COLLEGE (AUTONOMOUS), IRINJALAKUDA**

*In partial fulfilment of the requirement for the award of the degree of*

**BACHELOR OF COMMERCE**

Submitted by

**P KRISHNA VENI**

**(CCAVBCM123)**

Under the supervision of

**Ms. TEENA THOMAS**



**DEPARTMENT OF COMMERCE**

**CHRIST COLLEGE (AUTONOMOUS), IRINJALAKUDA**

**UNIVERSITY OF CALICUT**

**MARCH 2024**



**CHRIST COLLEGE (AUTONOMOUS), IRINJALAKUDA**

**CALICUT UNIVERSITY**



**DEPARTMENT OF COMMERCE**

**CERTIFICATE**

This is to certify that the project report entitled **“A Study on Financial Performance Analysis of Hero Moto Corp”** is a bonafide record of project done by **P KRISHNA VENI**, Reg. No. CCAVBCM123, under my guidance and supervision in partial fulfilment of the requirement for the award of the degree of **BACHELOR OF COMMERCE** and it has not previously formed the basis for any Degree, Diploma and Associateship or Fellowship.

**Assoc.Prof. K.J. Joseph**

**Co-ordinator**

**Ms. TEENA THOMAS**

**Project Guide**



## **DECLARATION**

I, **P KRISHNA VENI**, hereby declare that the project work entitled "**A STUDY ON FINANCIAL PERFORMANCE ANALYSIS OF HERO MOTO CORP** " is a record of independent and bonafide project work carried out by me under the supervision and guidance of Ms.Teena Thomas, Asst. Professor, Department of Commerce, Christ College (Autonomous), Irinjalakuda.

The information and data given in the report is authentic to the best of my knowledge. The report has not been previously submitted for the award of any Degree, Diploma, Associateship or other similar title of any other university or institute.

**Place : Irinjalakuda**

**Date : 23/02/2024**



**P KRISHNA VENI**

**CCAVBCM123**

## **ACKNOWLEDGEMENT**

I would like to take the opportunity to express my sincere gratitude to all people who have helped me with sound advice and able guidance.

Above all, I express my eternal gratitude to the Lord Almighty under whose divine guidance; I have been able to complete this work successfully.

I would like to express my sincere obligation to Rev. Dr. Jolly Andrews CMI our Principal, for providing various facilities.

I am thankful to Assoc. Prof. K.J. Joseph, Co-ordinator of the Department, for providing proper help and encouragement in the preparation of this report.

I am thankful to my class teacher, Ms. Sreelakshmi K, Asst. Professor, for providing proper help and encouragement in the preparation of this report.

I express my sincere gratitude to Ms. Teena Thomas, Asst. Professor, whose guidance and support throughout the training period helped me to complete this work successfully.

I would like to express my preferred gratitude to all the faculties of the department for their interest and cooperation in this regard.

I extend my hearty gratitude to the librarian and other library staffs of my college for their wholehearted cooperation.

I express my sincere thanks to my friends and family for their support in completing this report successfully.

**Place : Irinjalakuda**

**P KRISHNA VENI**

**Date : 23/02/2024**

## TABLES OF CONTENTS

SL.NO	CONTENTS	PAGE NO
	LIST OF TABLES	
	LIST OF FIGURES	
CHAPTER I	INTRODUCTION	1 – 3
CHAPTER II	REVIEW OF LITERATURE	4 - 7
CHAPTER III	THEORETICAL FRAMEWORK	8 – 15
CHAPTER IV	DATA ANALYSIS AND INTERPRETATION	16 – 26
CHAPTER V	FINDINGS, SUGGESTIONS & CONCLUSION	27- 30
	BIBLIOGRAPHY	
	ANNEXURE	



### LIST OF TABLES

<b>TABLE NO.</b>	<b>TITLE</b>	<b>PAGE NO.</b>
<b>4.1</b>	<b>Table showing Current ratio</b>	<b>17</b>
<b>4.2</b>	<b>Table showing Liquid ratio</b>	<b>18</b>
<b>4.3</b>	<b>Table showing Absolute liquid ratio</b>	<b>19</b>
<b>4.4</b>	<b>Table showing Working capital turnover ratio</b>	<b>20</b>
<b>4.5</b>	<b>Table showing Proprietary Ratio</b>	<b>21</b>
<b>4.6</b>	<b>Table showing Return on investment</b>	<b>22</b>
<b>4.7</b>	<b>Table showing Net profit Ratio</b>	<b>23</b>
<b>4.8</b>	<b>Table showing Debt to equity ratio</b>	<b>24</b>
<b>4.9</b>	<b>Table showing Fixed assets turnover ratio</b>	<b>25</b>
<b>4.10</b>	<b>Table showing Return on shareholders' fund</b>	<b>26</b>

### LIST OF FIGURES

<b>FIGURE NO.</b>	<b>TITLE</b>	<b>PAGE NO.</b>
<b>4.1</b>	<b>Figure showing Current ratio</b>	<b>17</b>
<b>4.2</b>	<b>Figure showing Liquid ratio</b>	<b>18</b>
<b>4.3</b>	<b>Figure showing Absolute liquid ratio</b>	<b>19</b>
<b>4.4</b>	<b>Figure showing Working capital turnover ratio</b>	<b>20</b>
<b>4.5</b>	<b>Figure showing Proprietary Ratio</b>	<b>21</b>
<b>4.6</b>	<b>Figure showing Return on investment</b>	<b>22</b>
<b>4.7</b>	<b>Figure showing Net profit Ratio</b>	<b>23</b>
<b>4.8</b>	<b>Figure showing Debt to equity ratio</b>	<b>24</b>
<b>4.9</b>	<b>Figure showing Fixed assets turnover ratio</b>	<b>25</b>
<b>4.10</b>	<b>Figure showing Return on shareholders' fund</b>	<b>26</b>

**“A STUDY ON CUSTOMER SATISFACTION  
TOWARDS EMIRATES AIRLINES”**

Project Report submitted to

**CHRIST COLLEGE (AUTONOMOUS) IRINJALAKUDA**

*In partial fulfilment of the requirement for the award of the degree of*

**BACHELOR OF COMMERCE**

Submitted by

**PIOUS ANTONY**

**(CCAVBCM124)**

Under the supervision of

**Ms. SANDHYA V**



**DEPARTMENT OF COMMERCE**

**CHRIST COLLEGE (AUTONOMOUS), IRINJALAKUDA**

**UNIVERSITY OF CALICUT**

**MARCH 2024**

**CHRIST COLLEGE (AUTONOMOUS), IRINJALAKUDA**

**CALICUT UNIVERSITY**



**DEPARTMENT OF COMMERCE**  
**CERTIFICATE**

This certifies that the project report entitled **“A STUDY ON CUSTOMER SATISFACTION TOWARDS EMIRATES AIRLINES”** is a bonafide record of a project done by **PIOUS ANTONY**, Reg. No. **CCAVBCM124**, under my guidance and supervision in partially fulfilment of the requirement for the award of the degree of **BACHELOR OF COMMERCE** and it has not previously formed the basis for any Degree, Diploma and Associateship of Fellowship.

**Assoc. Prof. K. J. Joseph**

**Co-ordinator**

**Ms. SANDHYA V**

**Project Guide**





## **DECLARATION**

I, **PIOUS ANTONY**, hereby declare that the project work entitled **“A STUDY ON CUSTOMER SATISFACTION TOWARDS EMIRATES AIRLINES”** is a record of independent and bonafide project work carried out by me under the supervision and guidance of Ms. Sandhya V, Asst. Professor, Department of Commerce, Christ College (Autonomous), Irinjalakuda.

The information and data given in the report is authentic to the best of my knowledge. The report has not been previously submitted for the award of any Degree, Diploma, Associateship or other similar title of any other university or institute.

**Place: Irinjalakuda**

**Date: 23/02/2024**



**PIOUS ANTONY**

**CCAVBCM124**

## **ACKNOWLEDGEMENT**

I would like to take the opportunity to express my sincere gratitude to all people who have helped me with sound advice and able guidance.

Above all, I express my eternal gratitude to the Lord Almighty under whose divine guidance; I have been able to complete this work successfully.

I would like to express my sincere obligation to Rev. Dr. Jolly Andrews CMI our Principal, for providing various facilities.

I am thankful to Asso.Prof. K.J. Joseph, Co-ordinator of the Department, for providing proper help and encouragement in the preparation of this report.

I am thankful to my class teacher, Ms. Sreelakshmi K, Asst. Professor, for providing proper help and encouragement in the preparation of this report.

I express my sincere gratitude to Ms. Sandhya V, Asst. Professor, whose guidance and support throughout the training period helped me to complete this work successfully.

I would like to express my preferred gratitude to all the faculties of the department for their interest and cooperation in this regard.

I extend my hearty gratitude to the librarian and other library staffs of my college for their wholehearted cooperation.

I express my sincere thanks to my friends and family for their support in completing this report successfully.

**Place: Irinjalakuda**

**PIOUS ANTONY**

**Date: 23/02/2024**

## **TABLES OF CONTENTS**

<b>SL.NO</b>	<b>CONTENTS</b>	<b>PAGE NO</b>
	<b>LIST OF TABLES</b>	
<b>CHAPTER I</b>	<b>INTRODUCTION</b>	<b>1-3</b>
<b>CHAPTER II</b>	<b>REVIEW OF LITERATURE</b>	<b>4-6</b>
<b>CHAPTER III</b>	<b>THEORETICAL FRAMEWORK</b>	<b>7-9</b>
<b>CHAPTER IV</b>	<b>DATA ANALYSIS AND INTERPRETATION</b>	<b>10-29</b>
<b>CHAPTER V</b>	<b>FINDINGS, SUGGESTIONS &amp; CONCLUSION</b>	<b>30-33</b>
	<b>BIBLIOGRAPHY</b>	
	<b>ANNEXURE</b>	



## LIST OF TABLES

<b>TABLE NO</b>	<b>TITLE</b>	<b>PAGE NO</b>
<b>4.1</b>	<b>Table showing age of respondents</b>	<b>10</b>
<b>4.2</b>	<b>Table showing gender of respondents</b>	<b>11</b>
<b>4.3</b>	<b>Table showing the respondents most preferred way of transportation</b>	<b>12</b>
<b>4.4</b>	<b>Table showing number of respondents travelled in flight</b>	<b>13</b>
<b>4.5</b>	<b>Table showing preferred Airlines of respondents</b>	<b>14</b>
<b>4.6</b>	<b>Table showing the number of respondents knows Emirates</b>	<b>15</b>
<b>4.7</b>	<b>Table showing how respondents come to know about Emirates Airlines</b>	<b>16</b>
<b>4.8</b>	<b>Table showing number of respondents knows Emirates advertisements</b>	<b>17</b>
<b>4.9</b>	<b>Table showing which means of communication respondents prefers for Emirates Advertisements</b>	<b>18</b>
<b>4.10</b>	<b>Table showing number of respondents travelled in Emirates</b>	<b>19</b>
<b>4.11</b>	<b>Table showing how the respondents get tickets for Emirates Airlines</b>	<b>20</b>
<b>4.12</b>	<b>Table showing the number of regular travellers in Emirates Airlines from the respondents</b>	<b>21</b>
<b>4.13</b>	<b>Table showing how often respondents travelled in Emirates</b>	<b>22</b>
<b>4.14</b>	<b>Table showing in which Situation the respondents travelled more in Emirates Airlines</b>	<b>23</b>
<b>4.15</b>	<b>Table showing the rating given to Emirates Availability</b>	<b>24</b>
<b>4.16</b>	<b>Table showing the rating given to Emirates services</b>	<b>25</b>
<b>4.17</b>	<b>Table showing the rating given to Emirates Staff</b>	<b>26</b>
<b>4.18</b>	<b>Table showing the rating given to Emirates compared to other Competitors</b>	<b>27</b>
<b>4.19</b>	<b>Table showing satisfaction level of respondents with Emirates</b>	<b>28</b>
<b>4.20</b>	<b>Table showing the number of respondents interested in recommending Emirates to friends and relatives</b>	<b>29</b>



### LIST OF GRAPHS

TABLE NO	TITLE	PAGE NO
4.1	Graph showing age of respondents	10
4.2	Graph showing gender of respondents	11
4.3	Graph showing the respondents most preferred way of transportation	12
4.4	Graph showing number of respondents travelled in flight	13
4.5	Graph showing preferred Airlines of respondents	14
4.6	Graph showing the number of respondents knows Emirates	15
4.7	Graph showing how respondents come to know about Emirates Airlines	16
4.8	Graph showing number of respondents knows Emirates advertisements	17
4.9	Graph showing which means of communication respondents prefers for Emirates Advertisements	18
4.10	Graph showing number of respondents travelled in Emirates	19
4.11	Graph showing how the respondents get tickets for Emirates Airlines	20
4.12	Graph showing the number of regular travellers in Emirates Airlines from the respondents	21
4.13	Graph showing how often respondents travelled in Emirates	22
4.14	Graph showing in which Situation the respondents travelled more in Emirates Airlines	23
4.15	Graph showing the rating given to Emirates Availability	24
4.16	Graph showing the rating given to Emirates services	25
4.17	Graph showing the rating given to Emirates Staff	26
4.18	Graph showing the rating given to Emirates compared to other Competitors	27
4.19	Graph showing satisfaction level of respondents with Emirates	28
4.20	Graph showing the number of respondents interested in recommending Emirates to friends and relatives	29

**"A STUDY ON FINANCIAL PERFORMANCE  
ANALYSIS OF L&T TECHNOLOGY  
SERVICE LTD"**

Project Report submitted to

**CHRIST COLLEGE (AUTONOMOUS), IRINJALAKUDA**

*In partial fulfilment of the requirement for the award of the degree of*

**BACHELOR OF COMMERCE**

Submitted by

**PRANAV V R**

**(CCAVBCM125)**

Under the supervision of

**Ms. TEENA THOMAS**



**DEPARTMENT OF COMMERCE**

**CHRIST COLLEGE (AUTONOMOUS), IRINJALAKUDA**

**UNIVERSITY OF CALICUT**

**MARCH 2024**

**CHRIST COLLEGE (AUTONOMOUS), IRINJALAKUDA**

**CALICUT UNIVERSITY**



**DEPARTMENT OF COMMERCE**

**CERTIFICATE**

This is to certify that the project report entitled **“A Study on Financial Performance Analysis of L&T Technology Service Ltd.”** is a bonafide record of project done by **PRANAV V R**, Reg. No. CCAVBCM125, under my guidance and supervision in partial fulfilment of the requirement for the award of the degree of **BACHELOR OF COMMERCE** and it has not previously formed the basis for any Degree, Diploma and Associateship or Fellowship.

**Assoc.Prof. K.J. Joseph**  
**Co-ordinator**

**Ms. TEENA THOMAS**  
**Project Guide**



## DECLARATION

I, PRANAV V R , hereby declare that the project work entitled "A STUDY ON FINANCIAL PERFORMANCE ANALYSIS OF L&T TECHNOLOGY SERVICE LTD." is a record of independent and bonafide project work carried out by me under the supervision and guidance of Ms.Teena Thomas, Asst. Professor, Department of Commerce, Christ College (Autonomous), Irinjalakuda.

The information and data given in the report is authentic to the best of my knowledge. The report has not been previously submitted for the award of any Degree, Diploma, Associateship or other similar title of any other university or institute.

**Place: Irinjalakuda**

**Date:**



**PRANAV V R**

**CCAVBCM125**



## ACKNOWLEDGEMENT

I would like to take the opportunity to express my sincere gratitude to all people who have helped me with sound advice and able guidance.

Above all, I express my eternal gratitude to the Lord Almighty under whose divine guidance; I have been able to complete this work successfully.

I would like to express my sincere obligation to Rev. Dr. Jolly Andrews CMI our Principal, for providing various facilities.

I am thankful to Assoc. Prof. K.J. Joseph, Co-ordinator of the Department, for providing proper help and encouragement in the preparation of this report.

I am thankful to my class teacher, Ms. Sreelakshmi K , Asst. Professor, for providing proper help and encouragement in the preparation of this report.

I express my sincere gratitude to Ms. Teena Thomas, Asst. Professor, whose guidance and support throughout the training period helped me to complete this work successfully.

I would like to express my preferred gratitude to all the faculties of the department for their interest and cooperation in this regard.

I extend my hearty gratitude to the librarian and other library staffs of my college for their wholehearted cooperation.

I express my sincere thanks to my friends and family for their support in completing this report successfully.

**Place: Irinjalakuda**

**PRANAV V R**

**Date:**

## TABLES OF CONTENTS

SL.NO	CONTENTS	PAGE NO
	LIST OF TABLES	
	LIST OF GRAPHS	
CHAPTER I	INTRODUCTION	1 – 4
CHAPTER II	REVIEW OF LITERATURE	5 – 8
CHAPTER III	THEORETICAL FRAMEWORK	9 – 15
CHAPTER IV	DATA ANALYSIS AND INTERPRETATION	16 - 26
CHAPTER V	FINDINGS, SUGGESTIONS & CONCLUSION	27 - 30
	BIBLIOGRAPHY	
	ANNEXURE	

## LIST OF TABLES

<b>TABLE NO</b>	<b>TITLE</b>	<b>PAGE NO:</b>
<b>4.1,</b>	<b>Table showing Current ratio</b>	<b>17</b>
<b>4.2</b>	<b>Table showing Liquid ratio</b>	<b>18</b>
<b>4.3</b>	<b>Table showing Absolute liquid ratio</b>	<b>19</b>
<b>4.4</b>	<b>Table showing Proprietary ratio</b>	<b>20</b>
<b>4.5</b>	<b>Table showing Return on investment</b>	<b>21</b>
<b>4.6</b>	<b>Table showing Return on shareholders fund</b>	<b>22</b>
<b>4.7</b>	<b>Table showing Operating profit ratio</b>	<b>23</b>
<b>4.8</b>	<b>Table showing Net Profit Ratio</b>	<b>24</b>
<b>4.9</b>	<b>Table showing Fixed assets turnover ratio</b>	<b>25</b>
<b>4.10</b>	<b>Table showing Working Capital Turnover ratio</b>	<b>26</b>

### LIST OF GRAPHS

TABLE NO	TITLE	PAGE NO:
4.1.	Graph showing Current ratio	17
4.2	Graph showing Liquid ratio	18
4.3	Graph showing Absolute liquid ratio	19
4.4	Graph showing Proprietary ratio	20
4.5	Graph showing Return on investment	21
4.6	Graph showing Return on Shareholders fund	22
4.7	Graph showing Operating profit ratio	23
4.8	Graph showing Net Profit Ratio	24
4.9	Graph showing Fixed assets turnover ratio	25
4.10	Graph showing Working Capital Turnover ratio	26



**"A STUDY ON FINANCIAL PERFORMANCE OF  
INFOSYS LTD"**

Project Report submitted to

**CHRIST COLLEGE (AUTONOMOUS) IRINJALAKUDA**

*In partial fulfilment of the requirement for the award of the degree of*

**BACHELOR OF COMMERCE**

Submitted by

**PRAVEEN JOJO**

**(CCAVBCM126)**

Under the supervision of

**Assoc.Prof. K.J. Joseph**



**DEPARTMENT OF COMMERCE**

**CHRIST COLLEGE (AUTONOMOUS), IRINJALAKUDA**

**UNIVERSITY OF CALICUT**

**MARCH 2024**

**CHRIST COLLEGE (AUTONOMOUS), IRINJALAKUDA**

**CALICUT UNIVERSITY**



**DEPARTMENT OF COMMERCE**

**CERTIFICATE**

This is to certify that the project report entitled **“A Study on Financial Performance of Infosys Ltd”** is a bonafide record of project done by **PRAVEEN JOJO**, Reg. No. CCAVBCM126, under my guidance and supervision in partial fulfilment of the requirement for the award of the degree of **BACHELOR OF COMMERCE** and it has not previously formed the basis for any Degree, Diploma and Associateship or Fellowship.

**Assoc.Prof. K.J. Joseph**

**Co-ordinator**

**Assoc.Prof. K.J. Joseph**

**Project Guide**



## **DECLARATION**

I, **PRAVEEN JOJO**, hereby declare that the project work entitled "**A STUDY ON FINANCIAL PERFORMANCE OF INFOSYS LTD**" is a record of independent and bonafide project work carried out by me under the supervision and guidance of, Assoc.Prof. K.J. Joseph, Department of Commerce, Christ College (Autonomous), Irinjalakuda.

The information and data given in the report is authentic to the best of my knowledge. The report has not been previously submitted for the award of any Degree, Diploma, Associateship or other similar title of any other university or institute.

**Place: Irinjalakuda**

**Date: 23-02-2024**



**PRAVEEN JOJO**

**CCAVBCM126**

## ACKNOWLEDGEMENT

I would like to take the opportunity to express my sincere gratitude to all people who have helped me with sound advice and able guidance.

Above all, I express my eternal gratitude to the Lord Almighty under whose divine guidance; I have been able to complete this work successfully.

I would like to express my sincere obligation to Rev. Dr. Jolly Andrews CMI our Principal, for providing various facilities.

I am thankful to Assoc.Prof. K.J. Joseph, Co-ordinator of the Department, for providing proper help and encouragement in the preparation of this report.

I am thankful to my class teacher, Ms. SreeLakshmi K, Asst. Professor, for providing proper help and encouragement in the preparation of this report.

I express my sincere gratitude to Assoc.Prof. K.J. Joseph, whose guidance and support throughout the training period helped me to complete this work successfully.

I would like to express my sincere gratitude to all the faculties of the department for their interest and cooperation in this regard.

I extend my hearty gratitude to the Librarian and other library staffs of my college for their wholehearted cooperation.

I express my sincere thanks to my friends and family for their support in completing this report successfully.

Place: Irinjalakuda

Date: 23-02-2024

PRAVEEN JOJO





## TABLES OF CONTENTS

SL.NO	CONTENTS	PAGE NO
	LIST OF TABLES	
	LIST OF GRAPHS	
CHAPTER I	INTRODUCTION	1-4
CHAPTER II	REVIEW OF LITERATURE	5-7
CHAPTER III	THEORETICAL FRAMEWORK	8-12
CHAPTER IV	DATA ANALYSIS AND INTERPRETATION	13-38
CHAPTER V	FINDINGS, SUGGESTIONS & CONCLUSION	39-41
	BIBLIOGRAPHY	
	ANNEXURE	

## LIST OF TABLES

TABLE NO:	TITLE	PAGE NO:
4.1.1	Table showing current ratio	14
4.1.2	Table showing Quick Ratio	15
4.2.1	Table showing Debt-to-Equity Ratio	16
4.3.1	Table showing Net Profit Ratio	17
4.4.1	Table showing Asset Turnover Ratio	18
4.5.1	Table showing Comparative Balance sheet of Infosys Ltd for the year 2018-19	19-20
4.5.2	Table showing Comparative Balance sheet of Infosys Ltd for the year 2019-20	21-22
4.5.3	Table showing Comparative Balance sheet of Infosys Ltd for the year 2020-21	23-24
4.5.4	Table showing Comparative Balance sheet of Infosys Ltd for the year 2021-22	25-26
4.5.5	Table showing Comparative Balance sheet of Infosys Ltd for the year 2022-23	27-28
4.6.1	Table showing Comparative Profit & Loss of Infosys Ltd for the year 2018-2019	29-30
4.6.2	Table showing Comparative Profit & Loss of Infosys Ltd for the year 2019-2020	31-32

4.6.3	Table showing Comparative Profit & Loss of Infosys Ltd for the year 2020-2021	33-34
4.6.4	Table showing Comparative Profit & Loss of Infosys Ltd for the year 2021-2022	35-36
4.6.5	Table showing Comparative Profit & Loss of Infosys Ltd for the year 2022-2023	37-38

TABLE NO	TITLE	PAGE NO:
4.1.1	Graph showing Current Ratio	14
4.1.2	Graph showing Quick Ratio	15
4.2.1	Graph showing Debt-to-Equity Ratio	16
4.3.1	Graph showing Net Profit Ratio	17
4.4.1	Graph showing Asset Turnover Ratio	18



**"A STUDY ON FINANCIAL PERFORMANCE  
ANALYSIS OF L&T TECHNOLOGY  
SERVICE LTD"**

Project Report submitted to

**CHRIST COLLEGE (AUTONOMOUS), IRINJALAKUDA**

*In partial fulfillment of the requirement for the award of the degree of*

**BACHELOR OF COMMERCE**

Submitted by

**R S SHEZNI SHAHUL**

**(CCAVBCM127)**

Under the supervision of

**Ms. TEENA THOMAS**



**DEPARTMENT OF COMMERCE**

**CHRIST COLLEGE (AUTONOMOUS), IRINJALAKUDA**

**UNIVERSITY OF CALICUT**

**MARCH 2024**

**CHRIST COLLEGE (AUTONOMOUS), IRINJALAKUDA**

**CALICUT UNIVERSITY**



**DEPARTMENT OF COMMERCE**

**CERTIFICATE**

This is to certify that the project report entitled **"A Study on Financial Performance Analysis of L&T Technology Service Ltd."** is a bonafide record of project done by **R S SHEZNI SHAHUL**, Reg. No. CCAVBCM127, under my guidance and supervision in partial fulfilment of the requirement for the award of the degree of **BACHELOR OF COMMERCE** and it has not previously formed the basis for any Degree, Diploma and Associateship or Fellowship.

**Assoc.Prof. K.J. Joseph**  
**Co-ordinator**

**Ms. TEENA THOMAS**  
**Project Guide**



## DECLARATION

I, **R S SHEZNI SHAHUL**, hereby declare that the project work entitled **"A STUDY ON FINANCIAL PERFORMANCE ANALYSIS OF L&T TECHNOLOGY SERVICE LTD."** is a record of independent and bonafide project work carried out by me under the supervision and guidance of Ms.Teena Thomas, Asst. Professor, Department of Commerce, Christ College (Autonomous), Irinjalakuda.

The information and data given in the report is authentic to the best of my knowledge. The report has not been previously submitted for the award of any Degree, Diploma, Associateship or other similar title of any other university or institute.

**Place: Irinjalakuda**

**Date: 23-02-2024**



**R S SHEZNI SHAHUL**

**CCAVBCM127**

## ACKNOWLEDGEMENT

I would like to take the opportunity to express my sincere gratitude to all people who have helped me with sound advice and able guidance.

Above all, I express my eternal gratitude to the Lord Almighty under whose divine guidance; I have been able to complete this work successfully.

I would like to express my sincere obligation to Rev. Dr. Jolly Andrews CMI our Principal, for providing various facilities.

I am thankful to Assoc. Prof. K.J. Joseph, Co-ordinator of the Department, for providing proper help and encouragement in the preparation of this report.

I am thankful to my class teacher, Ms. Sreelakshmi K , Asst. Professor, for providing proper help and encouragement in the preparation of this report.

I express my sincere gratitude to Ms. Teena Thomas, Asst. Professor, whose guidance and support throughout the training period helped me to complete this work successfully.

I would like to express my preferred gratitude to all the faculties of the department for their interest and cooperation in this regard.

I extend my hearty gratitude to the librarian and other library staffs of my college for their wholehearted cooperation.

I express my sincere thanks to my friends and family for their support in completing this report successfully.

**Place:** Irinjalakuda

**R S SHEZNI SHAHUL**

**Date:** 23-2-24.



## TABLES OF CONTENTS

SL.NO	CONTENTS	PAGE NO
	LIST OF TABLES	
	LIST OF GRAPHS	
CHAPTER I	INTRODUCTION	1 – 4
CHAPTER II	REVIEW OF LITERATURE	5 – 8
CHAPTER III	THEORETICAL FRAMEWORK	9 – 15
CHAPTER IV	DATA ANALYSIS AND INTERPRETATION	16 - 26
CHAPTER V	FINDINGS, SUGGESTIONS & CONCLUSION	27 - 30
	BIBLIOGRAPHY	
	ANNEXURE	

### LIST OF TABLES

TABLE NO	TITLE	PAGE NO:
4.1.	Table showing Current ratio	17
4.2	Table showing Liquid ratio	18
4.3	Table showing Absolute liquid ratio	19
4.4	Table showing Proprietary ratio	20
4.5	Table showing Return on investment	21
4.6	Table showing Return on shareholders fund	22
4.7	Table showing Operating profit ratio	23
4.8	Table showing Net Profit Ratio	24
4.9	Table showing Fixed assets turnover ratio	25
4.10	Table showing Working Capital Turnover ratio	26

### LIST OF GRAPHS

TABLE NO	TITLE	PAGE NO:
4.1.	Graph showing Current ratio	17
4.2	Graph showing Liquid ratio	18
4.3	Graph showing Absolute liquid ratio	19
4.4	Graph showing Proprietary ratio	20
4.5	Graph showing Return on investment	21
4.6	Graph showing Return on Shareholders fund	22
4.7	Graph showing Operating profit ratio	23
4.8	Graph showing Net Profit Ratio	24
4.9	Graph showing Fixed assets turnover ratio	25
4.10	Graph showing Working Capital Turnover ratio	26

**"A STUDY ON THE IMPACT OF CREDIT CARD USAGE  
AMONG THE YOUTH IN IRINJALAKUDA"**

Project Report submitted to

**CHRIST COLLEGE (AUTONOMOUS)**

*In partial fulfilment of the requirement for the award of the degree of*

**BACHELOR OF COMMERCE**

Submitted by

**SUVENT SUMITHRAN**

**(CCAVBCM129)**

Under the supervision of

**Dr. P. L. GEORGE**



**DEPARTMENT OF COMMERCE**

**CHRIST COLLEGE (AUTONOMOUS), IRINJALAKUDA**

**UNIVERSITY OF CALICUT**

**MARCH 2024**



**CHRIST COLLEGE (AUTONOMOUS), IRINJALAKUDA**

**CALICUT UNIVERSITY**



**DEPARTMENT OF COMMERCE**

**CERTIFICATE**

This is to certify that the project report entitled **"A STUDY ON THE IMPACT OF CREDIT CARD USAGE AMONG THE YOUTH IN IRINJALAKUDA"** is a bonafide record of project done by **SUVENI SUMITHRAN**, Reg. No. CCAVBCM129, under my guidance and supervision in partial fulfilment of the requirement for the award of the degree of **BACHELOR OF COMMERCE** and it has not previously formed the basis for any Degree, Diploma and Associateship or Fellowship.

**Assoc.Prof. K.J. Joseph**  
**Co-ordinator**

**Dr. P. I. GEORGE**  
**Project Guide**



## DECLARATION

I, **SUVENI SUMITHRAN**, hereby declare that the project work entitled "**A STUDY ON THE IMPACT OF CREDIT CARD USAGE AMONG THE YOUTH IN IRINJALAKUDA**" is a record of independent and bonafide project work carried out by me under the supervision and guidance of , **Dr. P.L. George**, Associate Professor, Department of Commerce, Christ College (Autonomous), Irinjalakuda.

The information and data given in the report is authentic to the best of my knowledge. The report has not been previously submitted for the award of any Degree, Diploma, Associateship or other similar title of any other university or institute.

Place: Irinjalakuda

Date: 23-02-2024

  
**SUVENI SUMITHRAN**

**CCAVBCM129**

## ACKNOWLEDGEMENT

I would like to take the opportunity to express my sincere gratitude to all people who have helped me with sound advice and able guidance.

Above all, I express my eternal gratitude to the Lord Almighty under whose divine guidance I have been able to complete this work successfully.

I would like to express my sincere obligation to Rev. Dr. Jolly Andrews CMI our Principal, for providing various facilities.

I am thankful to Asso.Prof. K.J. Joseph, Co-ordinator of the Department, for providing proper help and encouragement in the preparation of this report.

I am thankful to my class teacher, SreeLakshmi K Asst. Professor, for providing proper help and encouragement in the preparation of this report.

I express my sincere gratitude to, Dr. P.L. George Associate Professor, whose guidance and support throughout the training period helped me to complete this work successfully.

I would like to express my preferred gratitude to all the faculties of the department for their interest and cooperation in this regard.

I extend my hearty gratitude to the librarian and other library staffs of my college for their wholehearted cooperation.

I express my sincere thanks to my friends and family for their support in completing this report successfully.

Place: Irinjalakuda

Date: 23-02-2024



SUVENI SUMITHRAN

## TABLES OF CONTENTS

SL.NO	CONTENTS	PAGE NO
	LIST OF TABLES	
CHAPTER I	INTRODUCTION	1-5
CHAPTER II	REVIEW OF LITERATURE	6-10
CHAPTER III	THEORETICAL FRAMEWORK	11-18
CHAPTER IV	DATA ANALYSIS AND INTERPRETATION	19-37
CHAPTER V	FINDINGS, SUGGESTIONS & CONCLUSION	38-40
	BIBLIOGRAPHY	
	ANNEXURE	



## LIST OF TABLES

TABLE NO:	TITLE	PAGE NO
4.1	Table showing age wise classification	19
4.2	Table showing gender wise Classification	20
4.3	Table showing income wise classification	21
4.4	Table showing occupation	22
4.5	Table showing educational qualification wise classification	23
4.6	Table showing no. of credit cards used by respondents	24
4.7	Table showing types of banks credit card used by respondents	25
4.8	Table showing types of credit cards	26
4.9	Table showing awareness of credit card	27
4.10	Table showing purpose of credit cards	28
4.11	Table showing satisfaction level	29
4.12	Table showing trust in credit cards transaction is secure	30
4.13	Table showing oftenly respondents use credit card	31
4.14	Table showing feature of credit card liked by respondent	32
4.15	Table showing opinion about secure of credit card	33
4.16	Table showing problems faced by respondents	34
4.17	Table showing maximum amount pay through credit card	35
4.18	Table showing credit card recommends	36
4.19	Table showing factors influence to buy credit card	37

### LIST OF GRAPHS

TABLE NO.	TITLE	PAGE NO
4.1	Graph showing age wise classification	19
4.2	Graph showing gender wise classification	20
4.3	Graph showing income wise classification	21
4.4	Graph showing occupation	22
4.5	Graph showing educational qualification wise classification	23
4.6	Graph showing no. of credit cards used by respondents	24
4.7	Graph showing types of banks credit card used by respondents	25
4.8	Graph showing types of credit cards	26
4.9	Graph showing awareness of credit card	27
4.10	Graph showing purpose of credit cards	28
4.11	Graph showing satisfaction level	29
4.12	Graph showing trust in credit cards transaction is secure	30
4.13	Graph showing oftenly respondents use credit card	31
4.14	Graph showing feature of credit card liked by respondent	32
4.15	Graph showing Opinion about secure of credit card	33
4.16	Graph showing problems faced by respondents	34
4.17	Graph showing maximum amount pay through credit card	35
4.18	Graph showing credit card recommends	36
4.19	Graph showing factors influence to buy credit card	37

**“EDUCATIONAL EVOLUTION: ONLINE LEARNING  
APPS REVOLUTIONIZING TRADITIONAL TUITION  
CLASSES AMONG SCHOOL STUDENTS”**

Project Report submitted to

**CHRIST COLLEGE (AUTONOMOUS) IRINJALAKUDA**

*In partial fulfilment of the requirement for the award of the degree of*

**BACHELOR OF COMMERCE**

Submitted by,

**AKHIL PUTHUR**

**(CCAVBCM095)**

Under the supervision of

**Ms. REEJA SUSAN ROLY**



**DEPARTMENT OF COMMERCE**

**CHRIST COLLEGE (AUTONOMOUS),**

**IRINJALAKUDA UNIVERSITY OF CALICUT**

**MARCH 2024**

**CHRIST COLLEGE (AUTONOMOUS), IRINJALAKUDA**

**CALICUT UNIVERSITY**



**DEPARTMENT OF COMMERCE**

**CERTIFICATE**

This is to certify that the project report entitled **“EDUCATIONAL EVOLUTION: ONLINE LEARNING APPS REVOLUTIONIZING TRADITIONAL TUITION CLASSES AMONG SCHOOL STUDENTS.”** is a bonafide record of project done by **AKHIL PUTHUR**, Reg. No. **CCAVBCM095**, under my guidance and supervision in partial fulfilment of the requirement for the award of the degree of **BACHELOR OF COMMERCE** and it has not previously formed the basis for any Degree, Diploma and Associateship or Fellowship.

**Associate Prof. K.J. Joseph**  
**Coordinator**

**Ms. Reeja Susan Roly**  
**Project Guide**





## **DECLARATION**

**I, AKHIL PUTHUR**, hereby declare that the project work entitled **“EDUCATIONAL EVOLUTION: REVOLUTINIZING TRADITIONAL TUITION CLASSES AMONG SCHOOL STUDENTS”** is a record of independent and bonafide project work carried out by me under the supervision and guidance of Ms. Reeja Susan Roly, Asst. Professor, Department of Commerce, Christ College (Autonomous), Irinjalakuda.

The information and data given in the report is authentic to the best of my knowledge. The report has not been previously submitted for the award of any Degree, Diploma, Associateship or other similar title of any other university or institute.

**Place: Irinjalakuda**

**Date: 23/02/2024**

  
**AKHIL PUTHUR**

**CCAVBCM095**

## **ACKNOWLEDGEMENT**

I would like to take the opportunity to express my sincere gratitude to all people who have helped me with sound advice and able guidance.

Above all, I express my eternal gratitude to the Lord Almighty under whose divine guidance; I have been able to complete this work successfully.

I would like to express my sincere obligation to Rev. Dr. Jolly Andrews CMI our Principal, for providing various facilities.

I am thankful to Asso.Prof. K.J. Joseph, Co-ordinator of the Department, for providing proper help and encouragement in the preparation of this report.

I am thankful to my class teacher, Ms. Sreelakshmi, Asst. Professor, for providing proper help and encouragement in the preparation of this report.

I express my sincere gratitude to Ms. Reeja Susan Roly, Asst. Professor, whose guidance and support throughout the training period helped me to complete this work successfully.

I would like to express my preferred gratitude to all the faculties of the department for their interest and cooperation in this regard.

I extend my hearty gratitude to the librarian and other library staffs of my college for their wholehearted cooperation.

I express my sincere thanks to my friends and family for their support in completing this report successfully.

**Place: Irinjalakuda**

**AKHIL PUTHUR**

**Date: 23/02/2024**

## **TABLE OF CONTENTS**

<b>SL.NO</b>	<b>CONTENTS</b>	<b>PAGE NO</b>
	<b>LIST OF TABLES</b>	
	<b>LIST OF FIGURES</b>	
<b>CHAPTER I</b>	<b>INTRODUCTION</b>	<b>1-4</b>
<b>CHAPTER II</b>	<b>REVIEW OF LITERATURE</b>	<b>5-6</b>
<b>CHAPTER III</b>	<b>THEORETICAL FRAMEWORK</b>	<b>7-10</b>
<b>CHAPTER IV</b>	<b>DATA ANALYSIS AND INTERPRETATION</b>	<b>11-26</b>
<b>CHAPTER V</b>	<b>FINDINGS, SUGGESTIONS &amp; CONCLUSION</b>	<b>27-30</b>
	<b>BIBLIOGRAPHY</b>	
	<b>ANNEXURE</b>	

## LIST OF TABLES

TABLE NO	TITLE	PAGE NO:
4.1	Showing the students currently attending online learning apps and traditional tuition classes	11
4.2	Showing the students who have used the online platform at least once	12
4.3	Showing the students using various online learning apps	13
4.4	Showing the student's satisfaction on the effectiveness of online learning apps	14
4.5	Showing that online learning apps will take over traditional tuition classes or not	15
4.6	Showing learning via online is difficult or not	16
4.7	Showing which learning method is more flexible	17
4.8	Showing the students who have faced challenges while using online learning apps	18
4.9	Showing the most common challenges faced by respondents	19



<b>4.10</b>	Showing the features of online learning apps that have drawn the respondents to the platform	<b>20</b>
<b>4.11</b>	Showing the respondents that prefer traditional tuitions over online learning	<b>21</b>
<b>4.12</b>	Showing the subjects that the respondents preferred traditional tuition over online learning	<b>22</b>
<b>4.13</b>	Showing whether online learning apps lack any feature than traditional tuition classes	<b>23</b>
<b>4.14</b>	Showing the most common lacking feature of online learning apps than in traditional tuition classes	<b>24</b>
<b>4.15</b>	Showing the level of student teacher interaction in the online learning apps	<b>25</b>
<b>4.16</b>	Showing the overall satisfaction of the respondents	<b>26</b>

## LIST OF FIGURES

FIGURE NO:	TITLE	PAGE NO:
4.1	Showing the students currently attending online learning apps and traditional tuition classes.	11
4.2	Showing the students who have used the online platform at least once.	12
4.3	Showing the students using various online learning apps.	13
4.4	Showing the student's satisfaction on the effectiveness of online learning apps.	14
4.5	Showing that online learning app will take over traditional tuition classes or not.	15
4.6	Showing learning via online is difficult or not.	16
4.7	Showing which learning method is more flexible.	17

<b>4.8</b>	Showing the students who have faced challenges while using online learning apps.	<b>18</b>
<b>4.9</b>	Showing the most common challenges faced by respondents.	<b>19</b>
<b>4.10</b>	Showing features of online learning apps that have drawn respondents to the learning platform.	<b>20</b>
<b>4.11</b>	Showing the respondents that who prefer traditional tuitions over online learning	<b>21</b>
<b>4.12</b>	Showing the subjects that the respondents preferred traditional tuition over online learning apps	<b>22</b>
<b>4.13</b>	Showing whether online learning apps lack any feature than in traditional tuition classes	<b>23</b>
<b>4.14</b>	Showing the most common lacking feature of online learning apps than in traditional tuition classes	<b>24</b>
<b>4.15</b>	Showing level of student teacher interaction in the online learning apps.	<b>25</b>
<b>4.16</b>	Showing the overall satisfaction of the respondents	<b>26</b>

**“A STUDY ON THE EFFECT OF TRAINING AND  
DEVELOPMENT ON EMPLOYEES OF MANAPPURAM  
FINANCE LIMITED”**

Project Report submitted to

**CHRIST COLLEGE (AUTONOMOUS) IRINJALAKUDA**

*In partial fulfilment of the requirement for the award of the degree of*

**BACHELOR OF COMMERCE**

Submitted by

**ALBERT P XAVIER**

**(CCAVBCM096)**

Under the supervision of

**Ms. SREELAKSMI K**



**DEPARTMENT OF COMMERCE**

**CHRIST COLLEGE (AUTONOMOUS), IRINJALAKUDA  
UNIVERSITY OF CALICUT**

**MARCH 2024**



**CHRIST COLLEGE (AUTONOMOUS), IRINJALAKUDA**

**CALICUT UNIVERSITY**



**DEPARTMENT OF COMMERCE CERTIFICATE**

This is to certify that the project report entitled **"A STUDY ON THE EFFECT OF TRAINING AND DEVELOPMENT ON EMPLOYEES OF MANAPPURAM FINANCE LIMITED"** is a bonafide record of project done by **ALBERT P XAVIER**, Reg. No. CCAVBCM096, under my guidance and supervision in partial fulfilment of the requirement for the award of the degree of **BACHELOR OF COMMERCE** and it has not previously formed the basis for any Degree, Diploma and Associateship or Fellowship.

**Assoc.Prof. K.J. Joseph**

**Co-ordinator**

**MS. SREELAKSHMI K**

**Project Guide**



## **DECLARATION**

I, **ALBERT P XAVIER**, hereby declare that the project work entitled “**A STUDY ON THE EFFECT OF TRAINING AND DEVELOPMENT ON EMPLOYEES OF MANAPPURAM FINANCE LIMITED**” is a record of independent and bonafide project work carried out by me under the supervision and guidance of Ms. Sreelakshmi K, Asst. Professor, Department of Commerce, Christ College (Autonomous), Irinjalakuda.

The information and data given in the report is authentic to the best of my knowledge. The report has not been previously submitted for the award of any Degree, Diploma, Associateship or other similar title of any other university or institute.

**Place: Irinjalakuda**

**Date: 23.02.2024**



**ALBERT P XAVIER**

**CCAVBCM096**

## **ACKNOWLEDGEMENT**

I would like to take the opportunity to express my sincere gratitude to all people who have helped me with sound advice and able guidance.

Above all, I express my eternal gratitude to the Lord Almighty under whose divine guidance; I have been able to complete this work successfully.

I would like to express my sincere obligation to Rev. Dr. Jolly Andrews CMI our principal, for providing various facilities.

I am thankful to Asso.Prof. K.J. Joseph, Co-ordinator of the Department, for providing proper help and encouragement in the preparation of this report.

I am thankful to my class teacher, Ms. Sreelakshmi K, Asst. Professor, for providing proper help and encouragement in the preparation of this report.

I express my sincere gratitude to Ms. Sreelakshmi K, Asst. Professor, whose guidance and support throughout the training period helped me to complete this work successfully.

I would like to express my preferred gratitude to all the faculties of the department for their interest and cooperation in this regard.

I extend my hearty gratitude to the librarian and other library staffs of my college for their wholehearted cooperation.

I express my sincere thanks to my friends and family for their support in completing this report successfully.

**Place: Irinjalakuda**

**ALBERT P XAVIER**

**Date: 23.02.2024**

## TABLES OF CONTENTS

SL.NO	CONTENTS	PAGE NO
	LIST OF TABLES	
CHAPTER I	INTRODUCTION	1-3
CHAPTER II	REVIEW OF LITERATURE	4-7
CHAPTER III	THEORETICAL FRAMEWORK	8-10
CHAPTER IV	DATA ANALYSIS AND INTERPRETATION	11-33
CHAPTER V	FINDINGS, SUGGESTIONS & CONCLUSION	34-37
	BIBLIOGRAPHY	
	ANNEXURE	



## LIST OF TABLES

<b>TABLE NO</b>	<b>TITLE</b>	<b>PAGE NO:</b>
<b>4.1.</b>	Table showing gender wise classification	<b>11</b>
<b>4.2</b>	Table showing the age wise classification	<b>12</b>
<b>4.3</b>	Table showing education wise classification	<b>13</b>
<b>4.4</b>	Table showing income wise classification	<b>14</b>
<b>4.5</b>	Table showing experience wise classification	<b>15</b>
<b>4.6</b>	Table showing the frequency of understandability of the employees	<b>16</b>
<b>4.7</b>	Table showing the classification whether training enhance productivity and performance of employees	<b>17</b>
<b>4.8</b>	Table showing the classification based on the training program attended by employees in last 02 years	<b>18</b>
<b>4.9</b>	Table showing the classification of feedback on training	<b>19</b>
<b>4.10</b>	Table showing classification of method of training	<b>20</b>
<b>4.11</b>	Table showing classification of effectiveness of feedback after training	<b>21</b>
<b>4.12</b>	Table showing classification of impact of post training feedbacks on participants	<b>22</b>

<b>4.13</b>	Table showing classification of the ideal time to evaluate the training	<b>23</b>
<b>4.14</b>	Table showing classification of preference of training method	<b>24</b>
<b>4.15</b>	Table showing classification of the kinds of training programs provided to the employees	<b>25</b>
<b>4.16</b>	Table showing classification of primary motive of attending a training program	<b>26</b>
<b>4.17</b>	Table showing the advantages of attending a training program	<b>27</b>
<b>4.18</b>	Table showing the disadvantages of attending a training program	<b>28</b>
<b>4.19</b>	Table showing the kind of training policies followed by the company	<b>29</b>
<b>4.20</b>	Table showing classification of approach of post training evaluation	<b>30</b>
<b>4.21</b>	Table showing classification of the focus of the post training evaluation	<b>31</b>
<b>4.22</b>	Table showing the satisfaction level towards the training program	<b>32</b>
<b>4.23</b>	Table showing the frequency of respondents recommending the training program to other employees	<b>33</b>

### LIST OF GRAPHS

<b>TABLE NO</b>	<b>TITLE</b>	<b>PAGE NO:</b>
<b>4.1.</b>	Graph showing gender wise classification	<b>11</b>
<b>4.2</b>	Graph showing the age wise classification	<b>12</b>
<b>4.3</b>	Graph showing education wise classification	<b>13</b>
<b>4.4</b>	Graph showing income wise classification	<b>14</b>
<b>4.5</b>	Graph showing experience wise classification	<b>15</b>
<b>4.6</b>	Graph showing the frequency of understandability of the employees	<b>16</b>
<b>4.7</b>	Graph showing the classification whether training enhance productivity and performance of employees	<b>17</b>
<b>4.8</b>	Graph showing the classification based on the training program attended by employees in last 02 years	<b>18</b>
<b>4.9</b>	Graph showing the classification of feedback on training	<b>19</b>
<b>4.10</b>	Graph showing classification of method of training	<b>20</b>
<b>4.11</b>	Graph showing classification of effectiveness of feedback after training	<b>21</b>

<b>4.12</b>	Graph showing classification of impact of post training feedbacks on participants	<b>22</b>
<b>4.13</b>	Graph showing classification of the ideal time to evaluate the training	<b>23</b>
<b>4.14</b>	Graph showing classification of preference of training method	<b>24</b>
<b>4.15</b>	Graph showing classification of the kinds of training programs provided to the employees	<b>25</b>
<b>4.16</b>	Graph showing classification of primary motive of attending a training program	<b>26</b>
<b>4.17</b>	Graph showing the advantages of attending a training program	<b>27</b>
<b>4.18</b>	Graph showing the disadvantages of attending a training program	<b>28</b>
<b>4.19</b>	Graph showing the kind of training policies followed by the company	<b>29</b>
<b>4.20</b>	Graph showing classification of approach of post training evaluation	<b>30</b>
<b>4.21</b>	Graph showing classification of the focus of the post training evaluation	<b>31</b>
<b>4.22</b>	Graph showing the satisfaction level towards the training program	<b>32</b>
<b>4.23</b>	Graph showing the frequency of respondents recommending the training program to other employees	<b>33</b>